

US00D497044S1

(12) **United States Design Patent**
Elrod

(10) **Patent No.: US D497,044 S**
(45) **Date of Patent: ** Oct. 5, 2004**

- (54) **DIRT CUP FOR UPRIGHT VACUUM CLEANER**
- (75) Inventor: **Jeffrey M. Elrod, Lexington, KY (US)**
- (73) Assignee: **Matsushita Electric Corporation of America, Secaucus, NJ (US)**
- (**) Term: **14 Years**

- D400,324 S * 10/1998 Bobrosky et al. D32/31
- D413,187 S * 8/1999 Wang et al. D32/22
- D415,324 S * 10/1999 Wang et al. D32/22
- D416,114 S 11/1999 Mehaffey
- D418,265 S * 12/1999 Farone et al. D32/22
- D442,751 S 5/2001 Mehaffey et al.
- D456,961 S * 5/2002 Ng D32/22
- D487,323 S * 3/2004 Leyden et al. D32/22

- (21) Appl. No.: **29/187,347**
- (22) Filed: **Jul. 31, 2003**

* cited by examiner

Primary Examiner—Ruth McInroy
(74) *Attorney, Agent, or Firm*—King & Schickli, PLLC

- (51) **LOC (7) Cl.** **15-05**
- (52) **U.S. Cl.** **D32/31**
- (58) **Field of Search** D32/25, 30-31,
D32/17-18, 21-23; D30/158; D28/10; 15/344,
329, 347, 320, 350-353, 402, 361, 339;
55/DIG. 3, 472, 459.1, 429; 96/337

(57) **CLAIM**

The ornamental design of a dirt cup for upright vacuum cleaner, as shown and described.

(56) **References Cited**

U.S. PATENT DOCUMENTS

- D190,626 S * 6/1961 Musichuk D32/30
- D211,109 S * 5/1968 Gantz D32/30
- D214,811 S * 7/1969 Gaudry D32/30
- D314,072 S * 1/1991 Shinozaki et al. D32/22
- D376,878 S * 12/1996 Essex D32/31
- D398,098 S 9/1998 Mehaffey et al.

DESCRIPTION

FIG. 1 is a perspective view of a dirt cup for upright vacuum cleaner showing my new invention;
FIG. 2 is a front elevational view thereof;
FIG. 3 is a right side elevational view thereof;
FIG. 4 is a left side elevational view thereof;
FIG. 5 is a rear elevational view thereof; and,
FIG. 6 is an enlarged top plan view thereof.
The details shown in broken lines are for illustrative purposes only, and form no part of the claimed design.

1 Claim, 4 Drawing Sheets

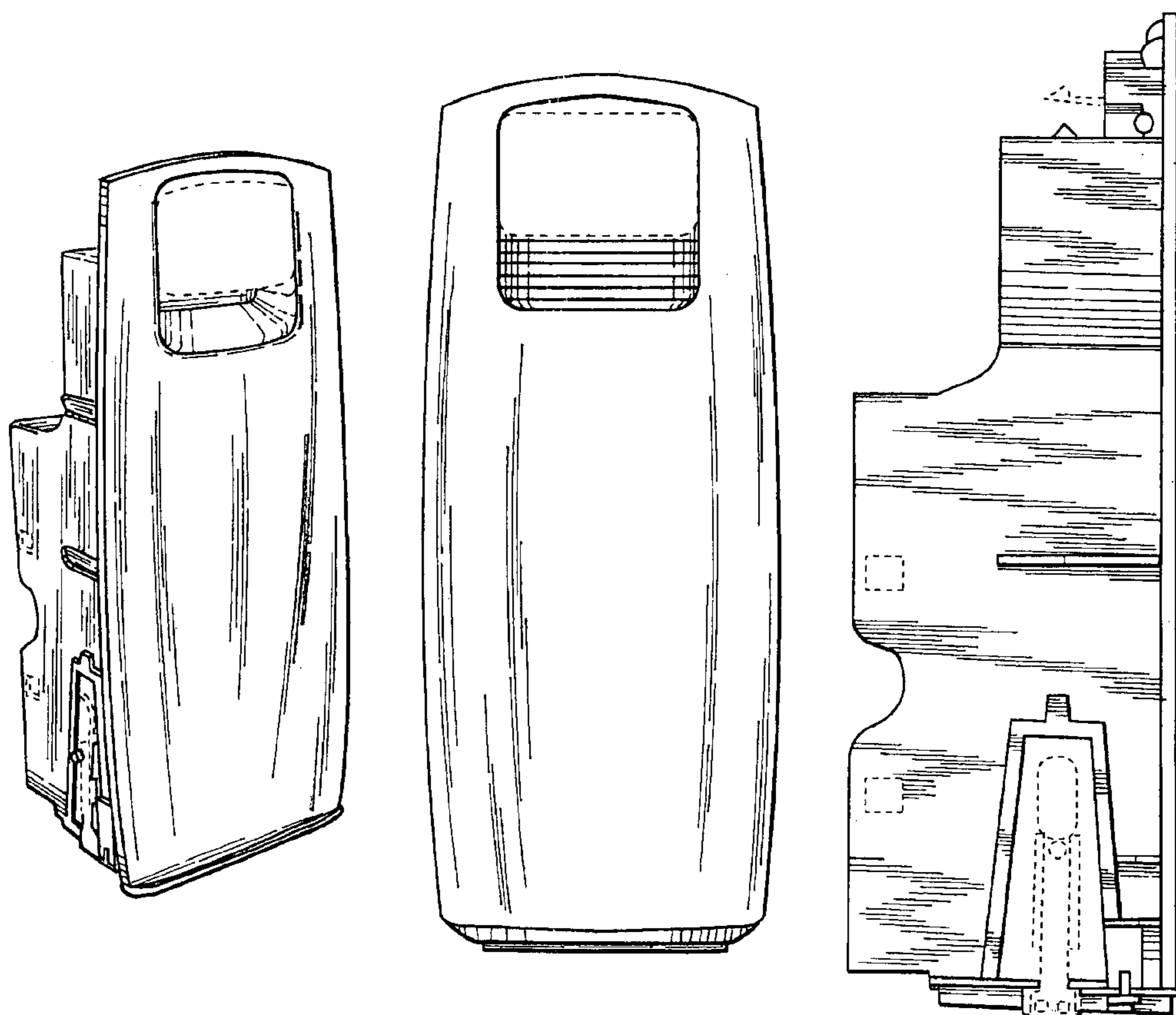




Fig. 1

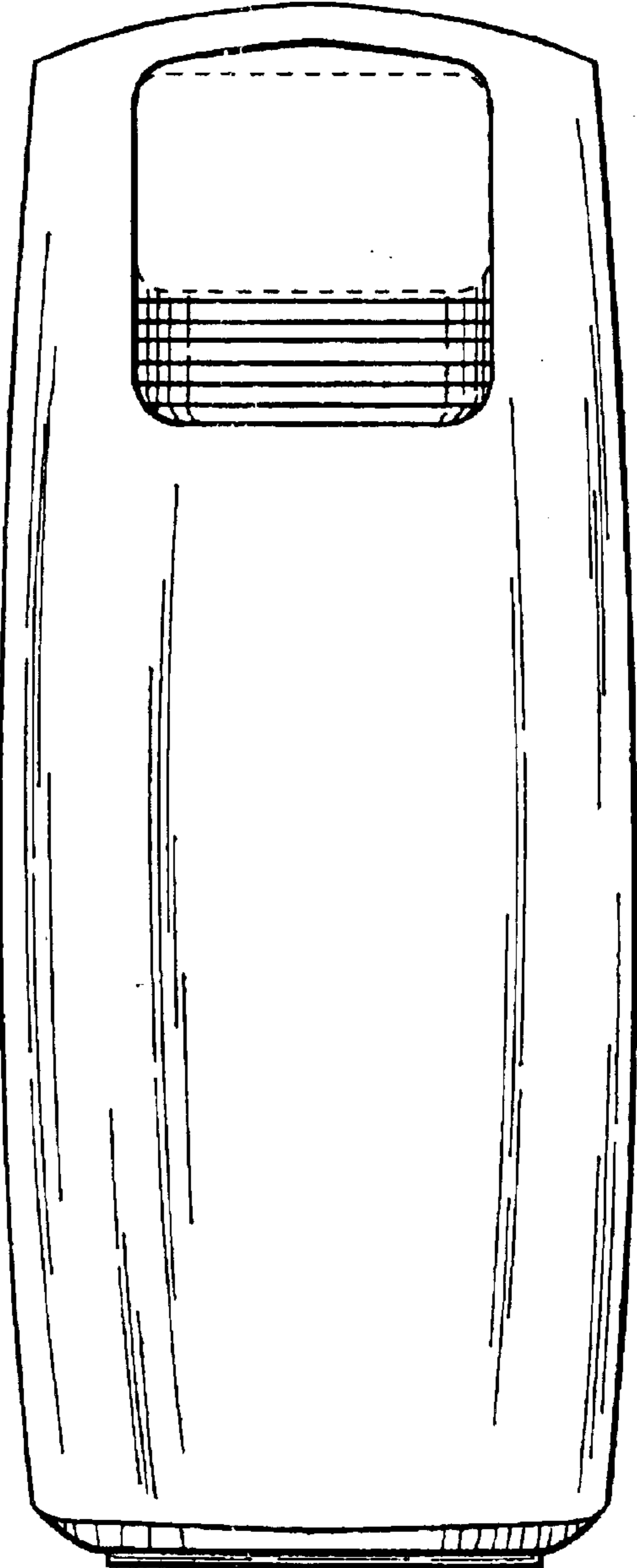


Fig. 2

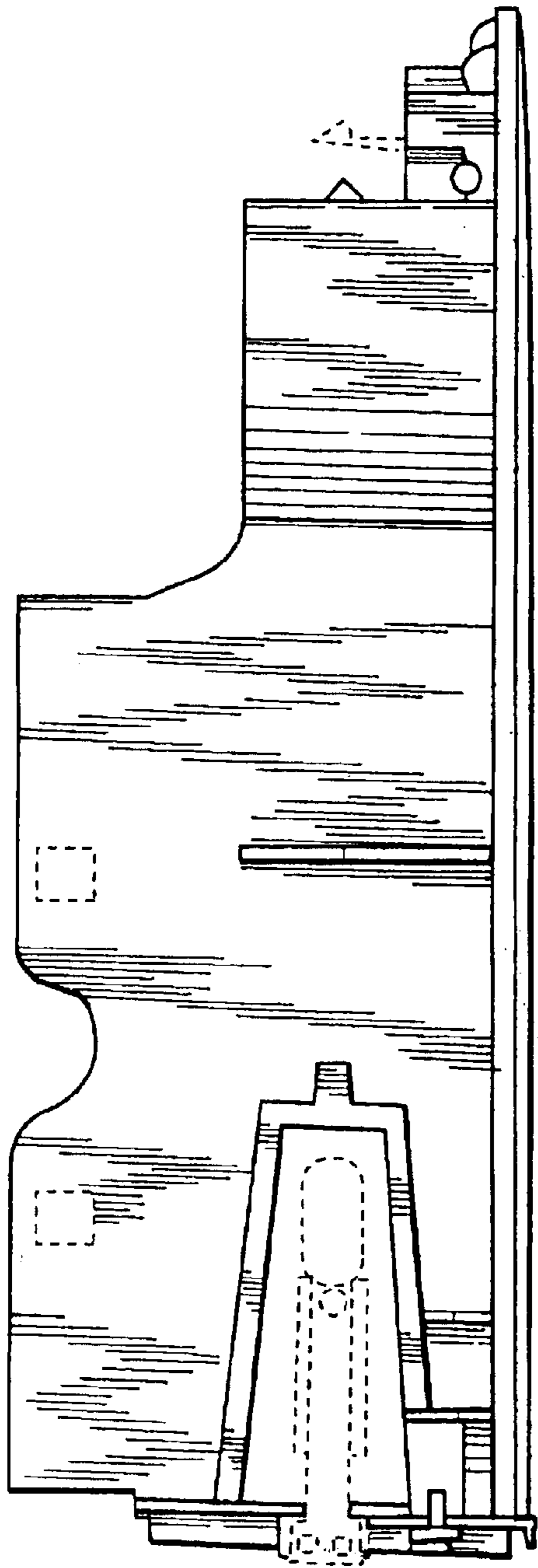


Fig. 3

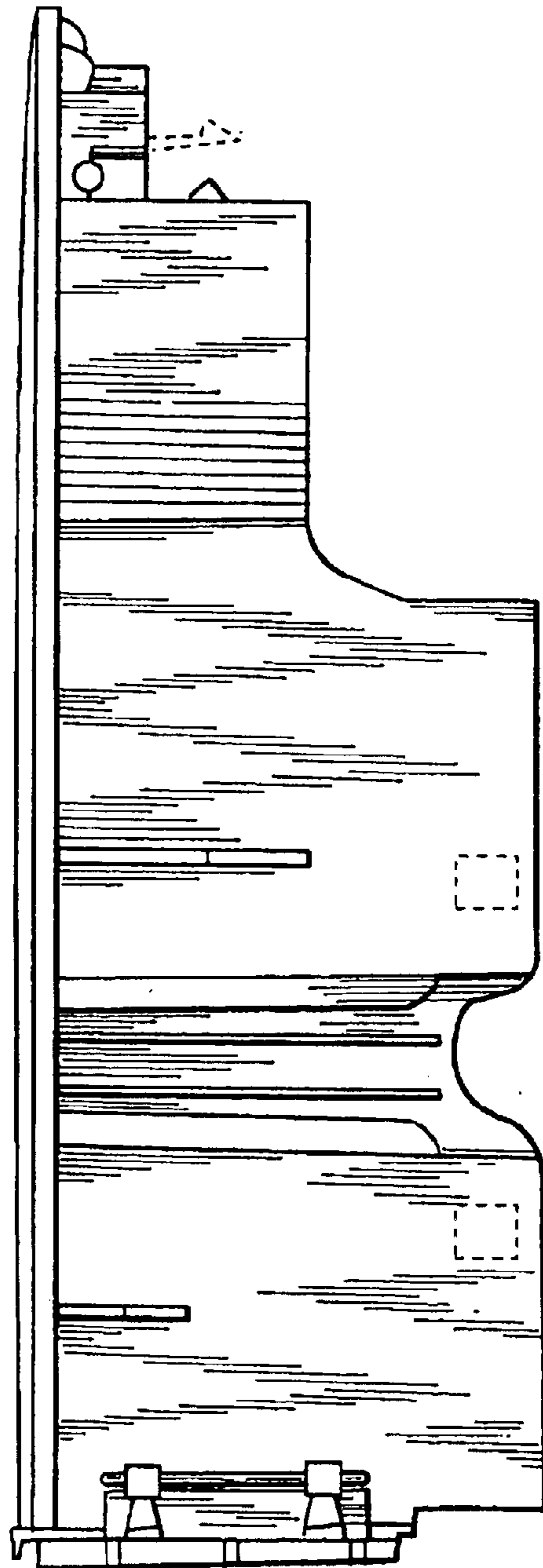


Fig. 4




Fig. 5

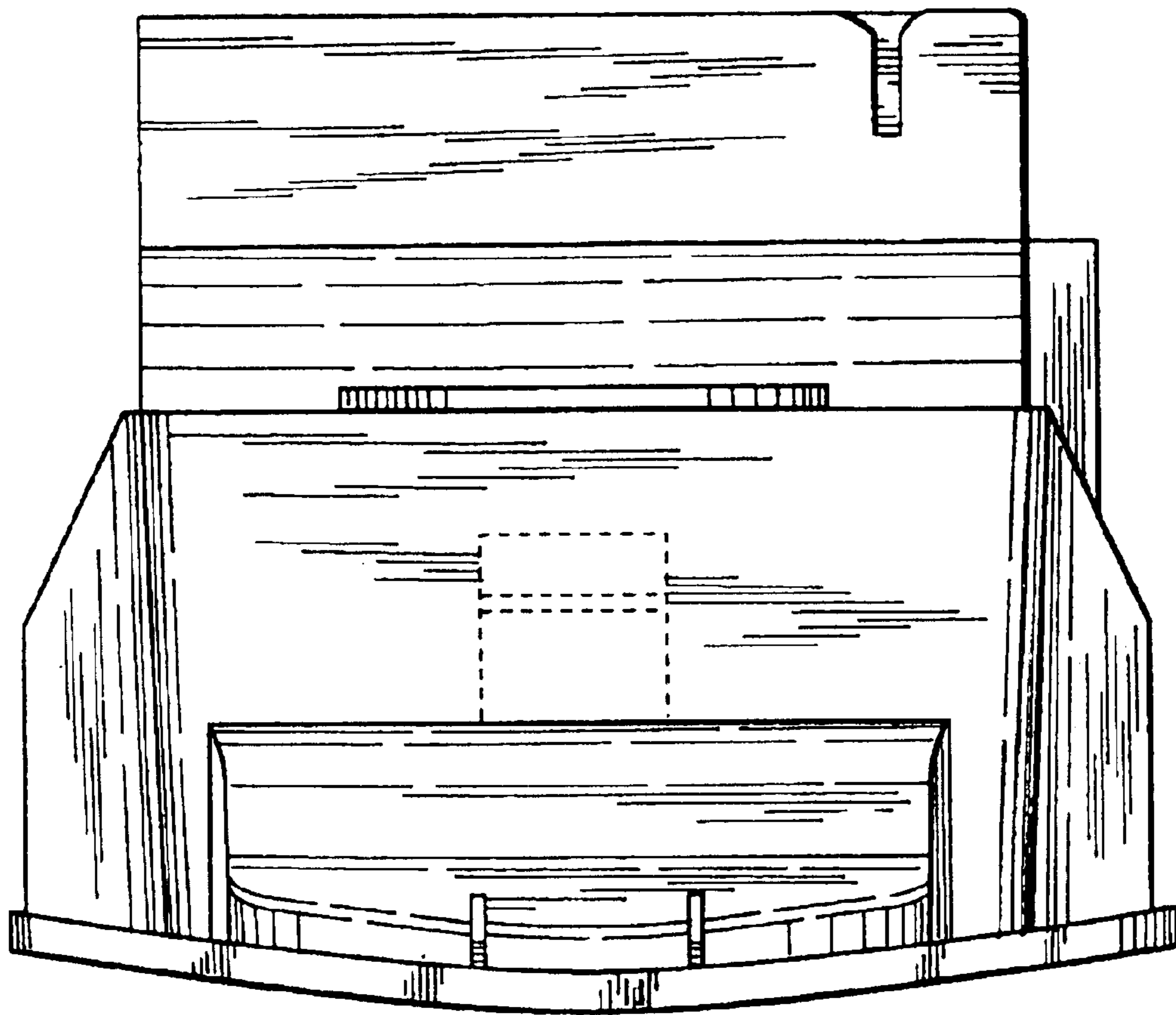


Fig. 6