



US00D497036S1

(12) **United States Design Patent**  
**La Magna et al.**

(10) **Patent No.:** **US D497,036 S**  
(45) **Date of Patent:** **\*\* Oct. 5, 2004**

(54) **PEDICURE TOOL**

(75) Inventors: **Dal La Magna**, Sea Cliff, NY (US);  
**Mario Giampaoli**, Varese (IT)

(73) Assignee: **Tweezerman Corporation**, Glen Cove,  
NY (US)

(\*\*) Term: **14 Years**

(21) Appl. No.: **29/173,355**

(22) Filed: **Feb. 26, 2003**

**Related U.S. Application Data**

(63) Continuation of application No. 29/140,777, filed on Apr.  
24, 2001, now abandoned.

(51) **LOC (7) Cl.** ..... **28-03**

(52) **U.S. Cl.** ..... **D28/57**

(58) **Field of Search** ..... D28/57, 59, 56;  
D24/133, 146, 147, 149, 152, 154; 132/73,  
73.5, 75.3, 75.4, 75.6, 76.2, 76.4; 30/26;  
433/141-149, 165, 166

(56) **References Cited**

**U.S. PATENT DOCUMENTS**

273,821 A	3/1883	Crosthwaite	
1,089,019 A	3/1914	Swasey	
D53,955 S	10/1919	Zurbrigg	
1,875,680 A	9/1932	Van Horn	
3,060,582 A	* 10/1962	Kopp	433/141
D238,173 S	12/1975	Felt	
D275,992 S	10/1984	Detsch	
D308,735 S	6/1990	Cane et al.	

5,127,833 A 7/1992 Kline  
D338,739 S 8/1993 Odabach  
D442,690 S 5/2001 Fischer et al.

\* cited by examiner

*Primary Examiner*—Prabhakar Deshmukh

*Assistant Examiner*—C. Tuttle

(74) *Attorney, Agent, or Firm*—Kenyon & Kenyon

(57) **CLAIM**

The ornamental design for a pedicure tool, as shown and described.

**DESCRIPTION**

FIG. 1 is a right side view of a pedicure tool showing our new design;

FIG. 2 is a rear view thereof;

FIG. 3 is a front view thereof;

FIG. 4 is an enlarged scale right left side view of the top portion thereof;

FIG. 5 is an enlarged scale rear view of the top portion thereof;

FIG. 6 is an enlarged scale top view of the top portion thereof;

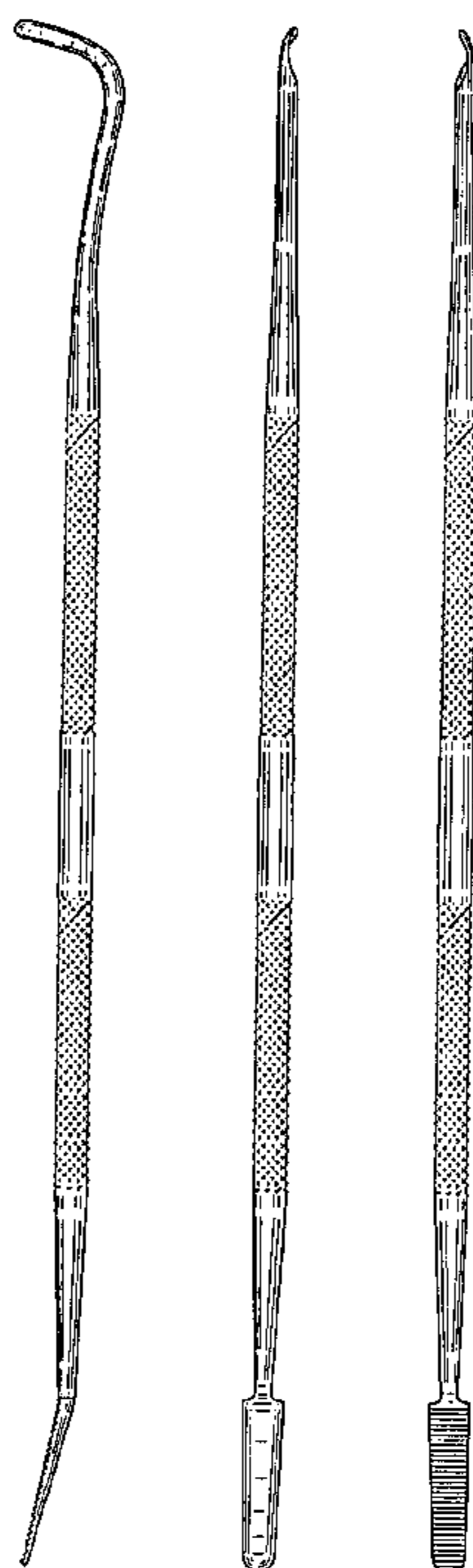
FIG. 7 is an enlarged scale front view of the top portion thereof;

FIG. 8 is an enlarged scale left side view of the top portion thereof;

FIG. 9 is an enlarged scale bottom view of the top portion thereof; and,

FIG. 10 is an enlarged scale perspective view of the top portion thereof.

**1 Claim, 2 Drawing Sheets**



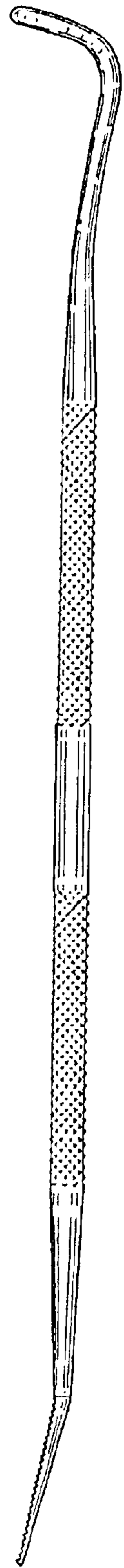


FIG. 1

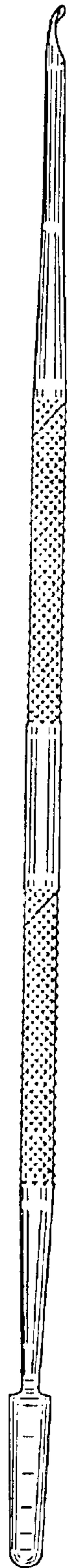


FIG. 2

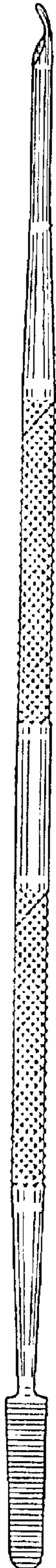


FIG. 3

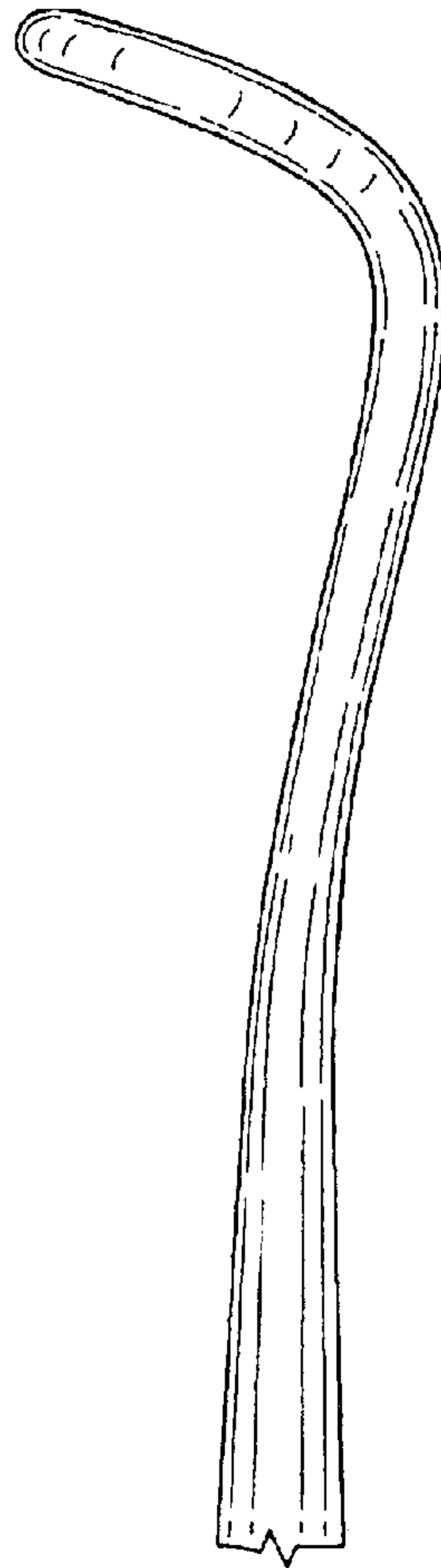


FIG. 4



FIG. 5

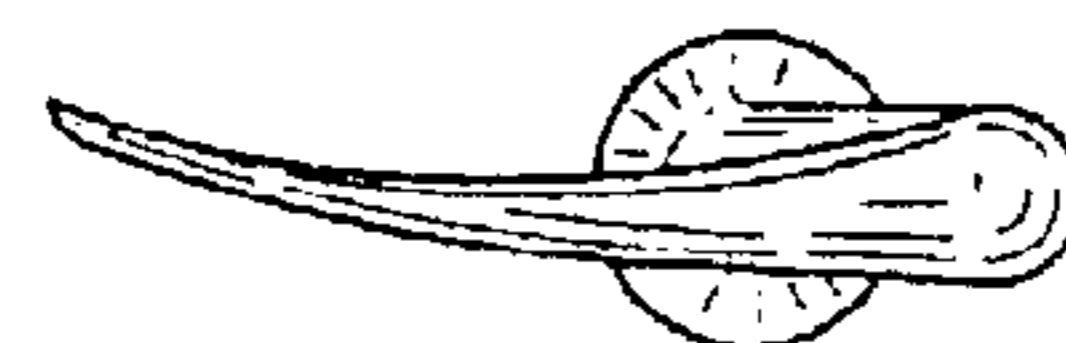


FIG. 6

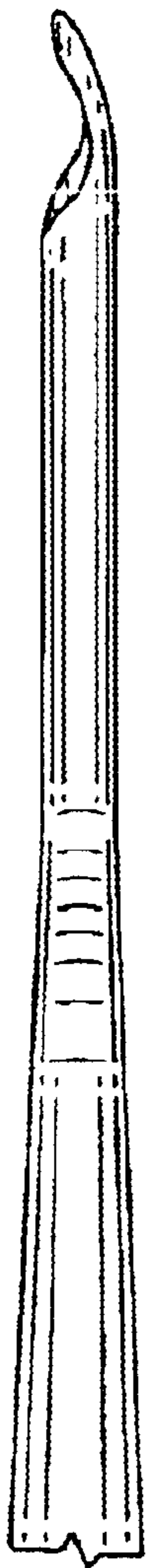


FIG. 7

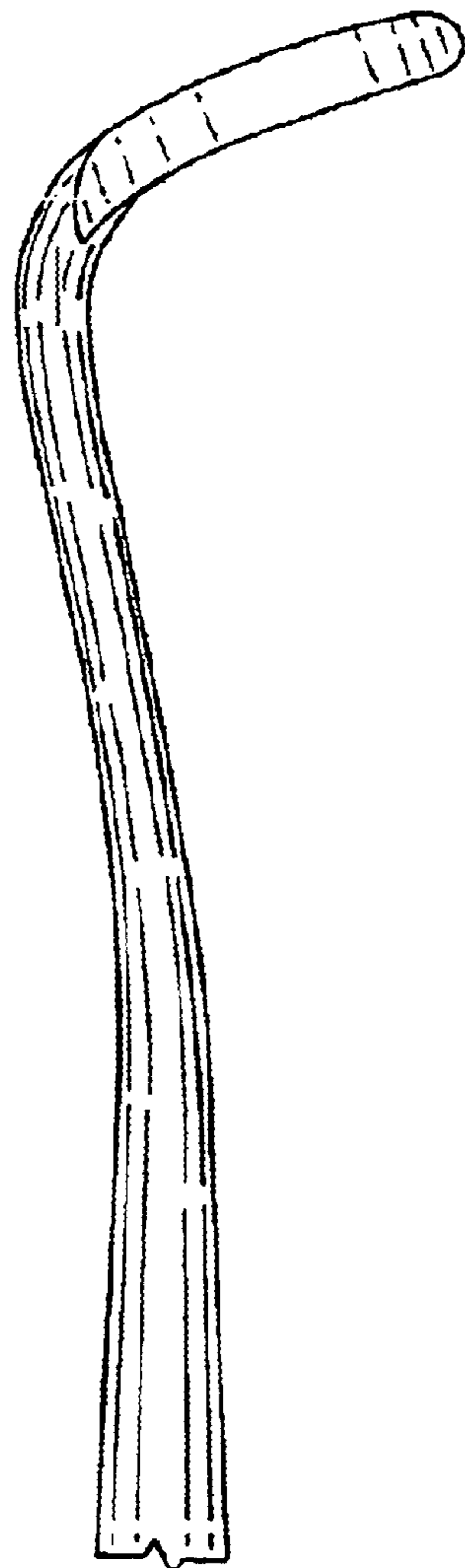


FIG. 8

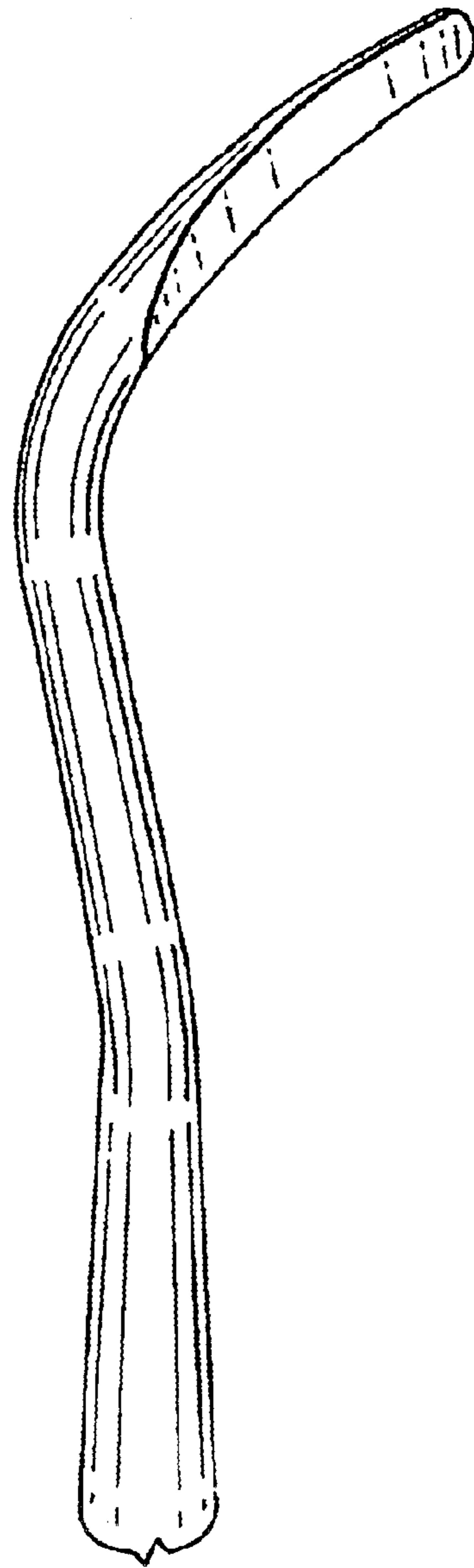


FIG. 10

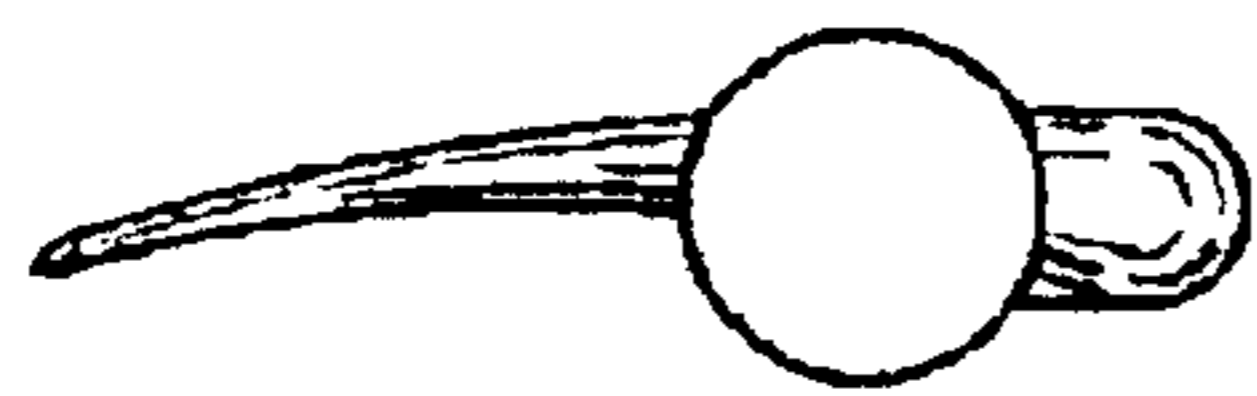


FIG. 9