

US00D497033S1

(12) **United States Design Patent**  
**Micinilio**

(10) **Patent No.:** **US D497,033 S**  
(45) **Date of Patent:** **\*\* Oct. 5, 2004**

(54) **COMBINED HAIR DETANGLER AND STAND**

(75) **Inventor:** **Gregg A. Micinilio**, Trumbull, CT (US)

(73) **Assignee:** **RemingtonProducts Company, L.L.C.**,  
Bridgeport, CT (US)

(\*\*) **Term:** **14 Years**

(21) **Appl. No.:** **29/194,880**

(22) **Filed:** **Dec. 3, 2003**

(51) **LOC (7) Cl.** ..... **28-03**

(52) **U.S. Cl.** ..... **D28/24; D4/101**

(58) **Field of Search** ..... D28/21, 24, 25,  
D28/30; D4/100, 101, 116; 132/119, 219,  
148, 150, 118, 112-116

(56) **References Cited**

**U.S. PATENT DOCUMENTS**

1,523,461 A \* 1/1925 Swan ..... 132/118  
3,850,181 A \* 11/1974 Baker ..... 132/119.1  
5,603,339 A \* 2/1997 Brazeal et al. .... 132/119.1  
5,738,121 A \* 4/1998 Westerveld et al. .... 132/113

6,302,607 B1 \* 10/2001 Burrowes et al. .... 401/18  
D452,775 S \* 1/2002 Wright ..... D4/101  
6,367,483 B1 \* 4/2002 Chen et al. .... 132/112  
6,457,476 B1 \* 10/2002 Elmer et al. .... 132/114

\* cited by examiner

*Primary Examiner*—Lucy Lieberman

(74) *Attorney, Agent, or Firm*—Melvin I. Stoltz

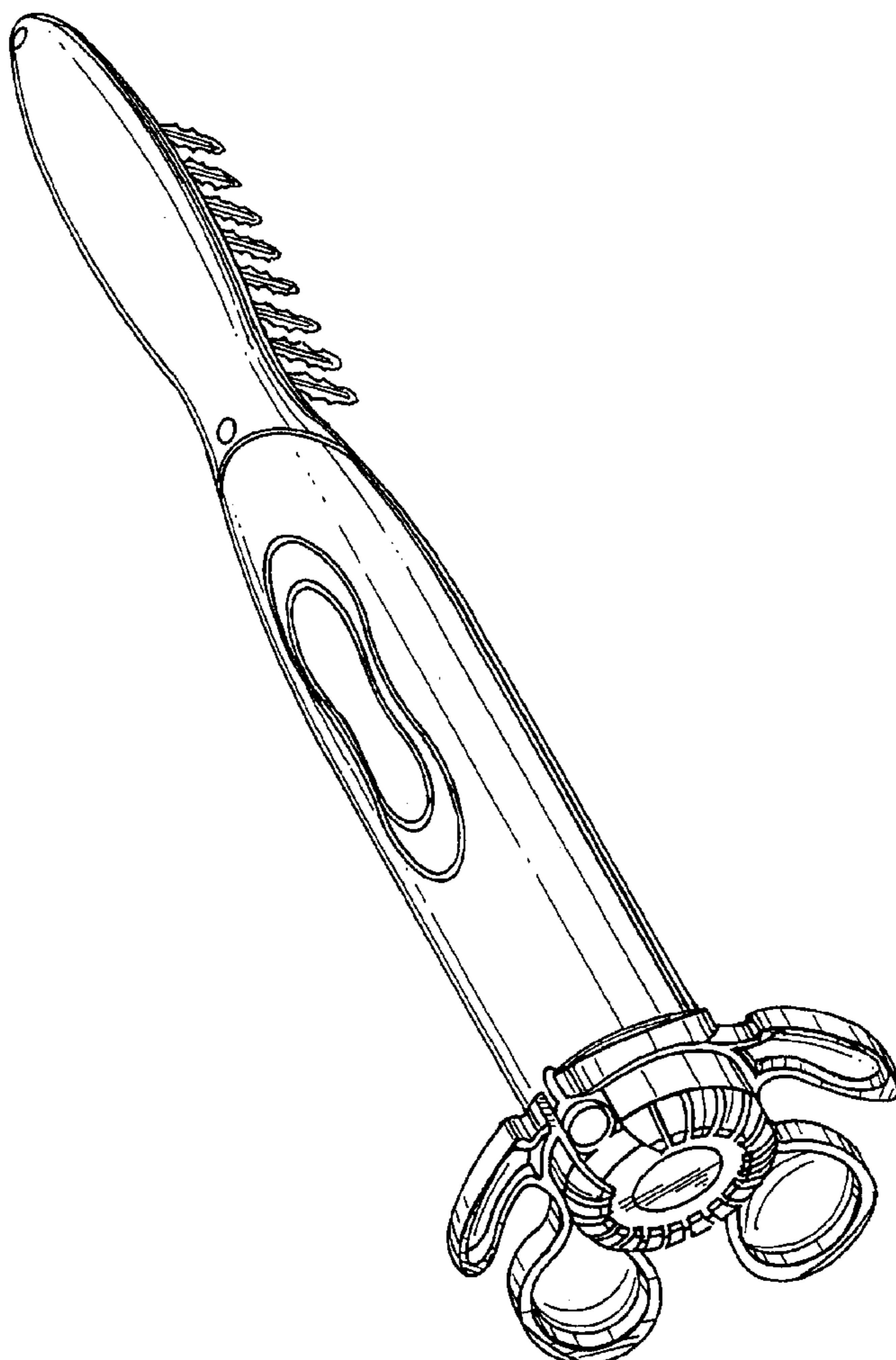
(57) **CLAIM**

The ornamental design for a combined hair detangler and stand, as shown and described.

**DESCRIPTION**

FIG. 1 is a perspective view of the combined hair detangler and stand showing my new design;  
FIG. 2 is a front elevational view thereof;  
FIG. 3 is a side view thereof, looking from the right side of FIG. 2, the opposite side being a mirror image thereof;  
FIG. 4 is a rear elevational view thereof;  
FIG. 5 is a top plan view thereof; and,  
FIG. 6 is a bottom plan view thereof.

**1 Claim, 3 Drawing Sheets**



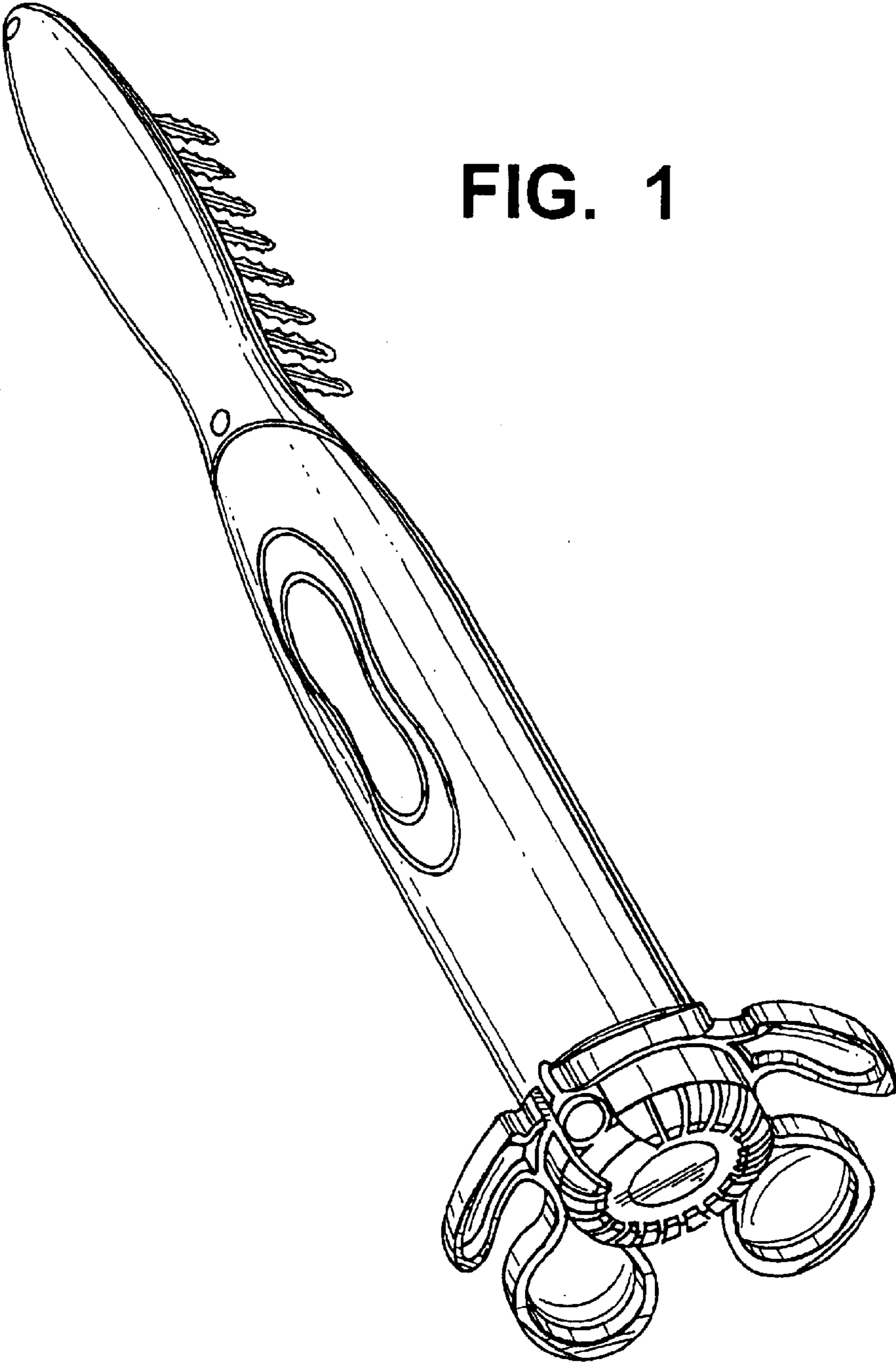


FIG. 1

FIG. 2

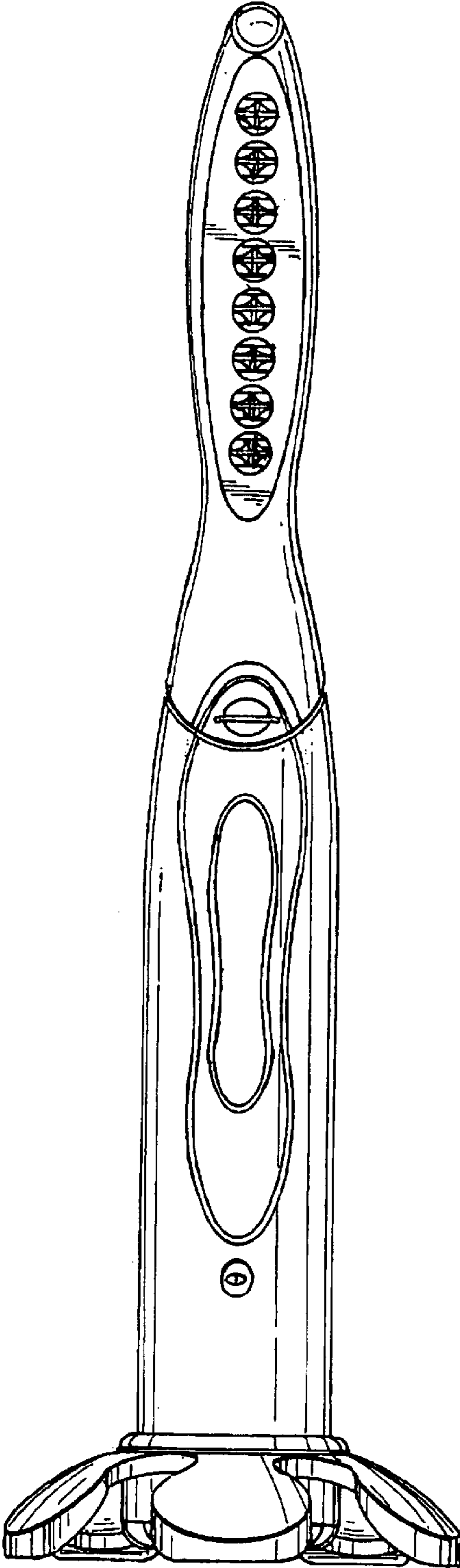
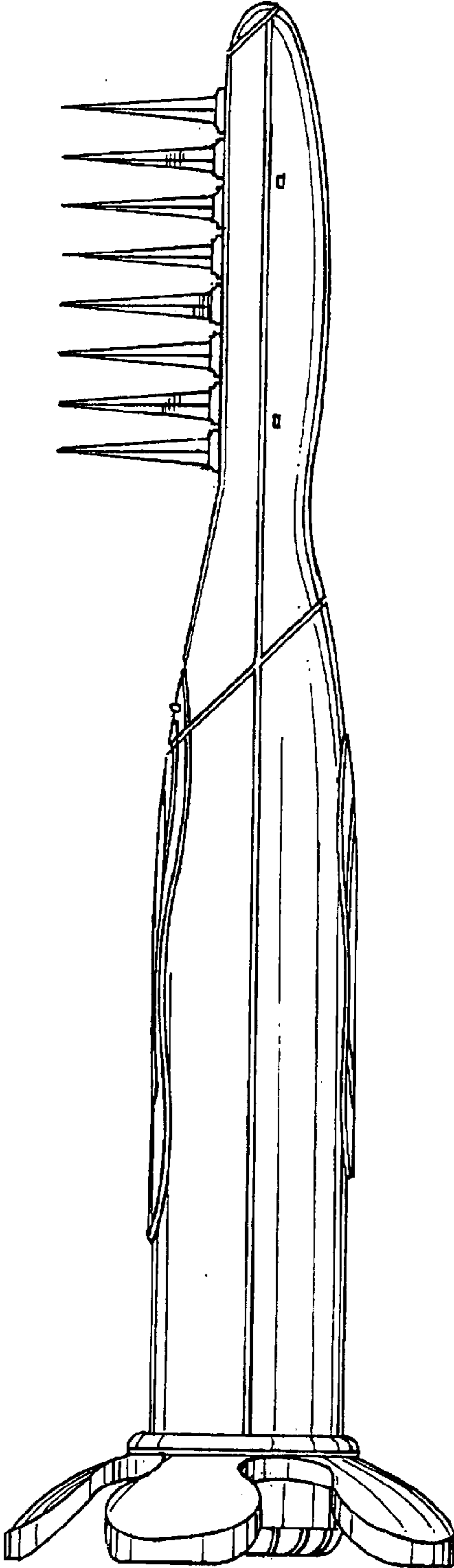
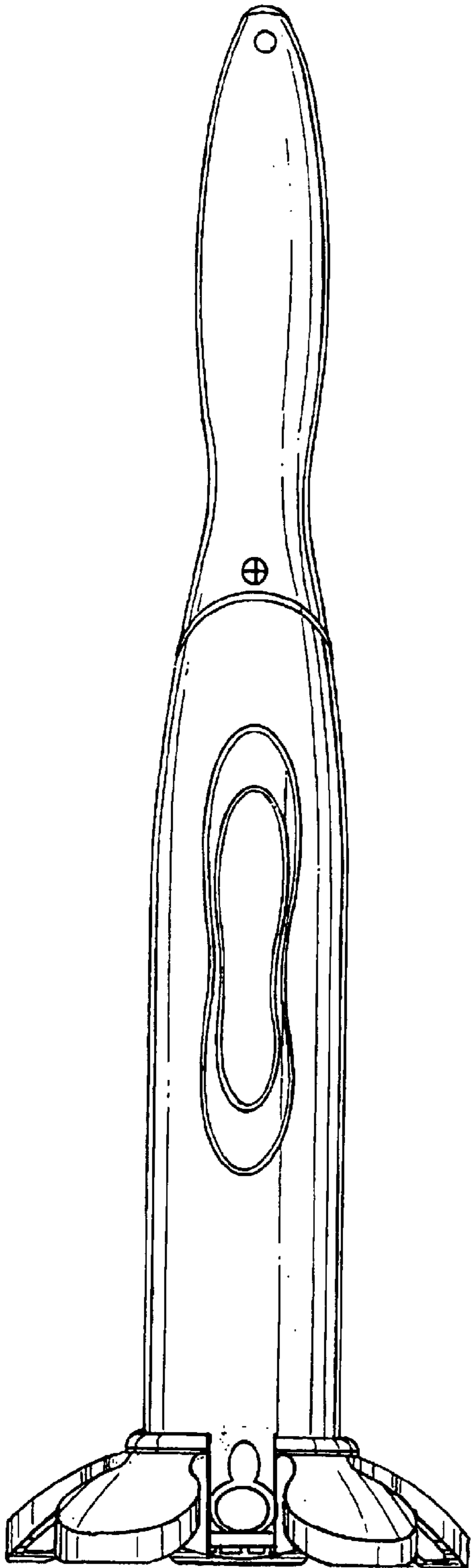



FIG. 3



**FIG. 4**



**FIG. 5**



**FIG. 6**

