



US00D497026S1

(12) **United States Design Patent** (10) **Patent No.:** **US D497,026 S**
Hand (45) **Date of Patent:** **** Oct. 5, 2004**

(54) **PATTERNED LUMINAIRE**

(75) Inventor: **Mitchell Cecil Hand**, McDonough, GA (US)

(73) Assignee: **Acuity Brands, Inc.**, Atlanta, GA (US)

(**) Term: **14 Years**

(21) Appl. No.: **29/186,858**

(22) Filed: **Jul. 22, 2003**

(51) **LOC (7) Cl.** **26-03**

(52) **U.S. Cl.** **D26/78**

(58) **Field of Search** D26/72, 75-79;
362/217-225, 337, 339; 52/630; D5/7;
D25/138, 141, 69

(56) **References Cited**

U.S. PATENT DOCUMENTS

1,410,945	A	*	3/1922	Walker	52/521
D73,834	S	*	11/1927	Irons	D5/7
D125,001	S	*	2/1941	Klingsick	D26/78
D133,216	S	*	7/1942	Parlato	D26/78
3,247,368	A	*	4/1966	McHugh	362/228
D233,663	S	*	11/1974	Facer et al.	D25/126
4,669,033	A	*	5/1987	Lee	362/217
5,371,661	A	*	12/1994	Simpson	362/220
5,414,604	A	*	5/1995	Anderson	362/217
D430,688	S	*	9/2000	Plunk	D26/76
6,257,735	B1	*	7/2001	Baar	362/217

* cited by examiner

Primary Examiner—Clare E Heflin

(74) *Attorney, Agent, or Firm*—Kenneth E. Darnell

(57) **CLAIM**

The ornamental design of a patterned luminaire, as shown and described.

DESCRIPTION

FIG. 1 is a perspective view of a first embodiment of the design, lamp holders and lamps being shown in broken lines as forming no part of the invention;

FIG. 2 is a top perspective view thereof;

FIG. 3 is a side elevational view thereof;

FIG. 4 is an end elevational view thereof;

FIG. 5 is a top view thereof;

FIG. 6 is a bottom view thereof;

FIG. 7 is a bottom perspective view of a second embodiment of the design illustrating lamp holders in a black color, lamps being shown in broken lines as forming no part of the invention;

FIG. 8 is a top perspective view thereof;

FIG. 9 is a side elevational view thereof;

FIG. 10 is an end elevational view thereof;

FIG. 11 is a top view thereof;

FIG. 12 is a bottom view thereof;

FIG. 13 is a bottom perspective view of a third embodiment of the design, lamp holder and lamps being shown in broken lines as forming no part of the invention;

FIG. 14 is a top perspective view thereof;

FIG. 15 is a side elevational view thereof;

FIG. 16 is an end elevational view thereof;

FIG. 17 is a top view thereof;

FIG. 18 is a bottom view thereof;

FIG. 19 is a bottom perspective view of a fourth embodiment of the design, lamp holders and lamps being shown in broken lines as forming no part of the invention;

FIG. 20 is a top perspective view thereof;

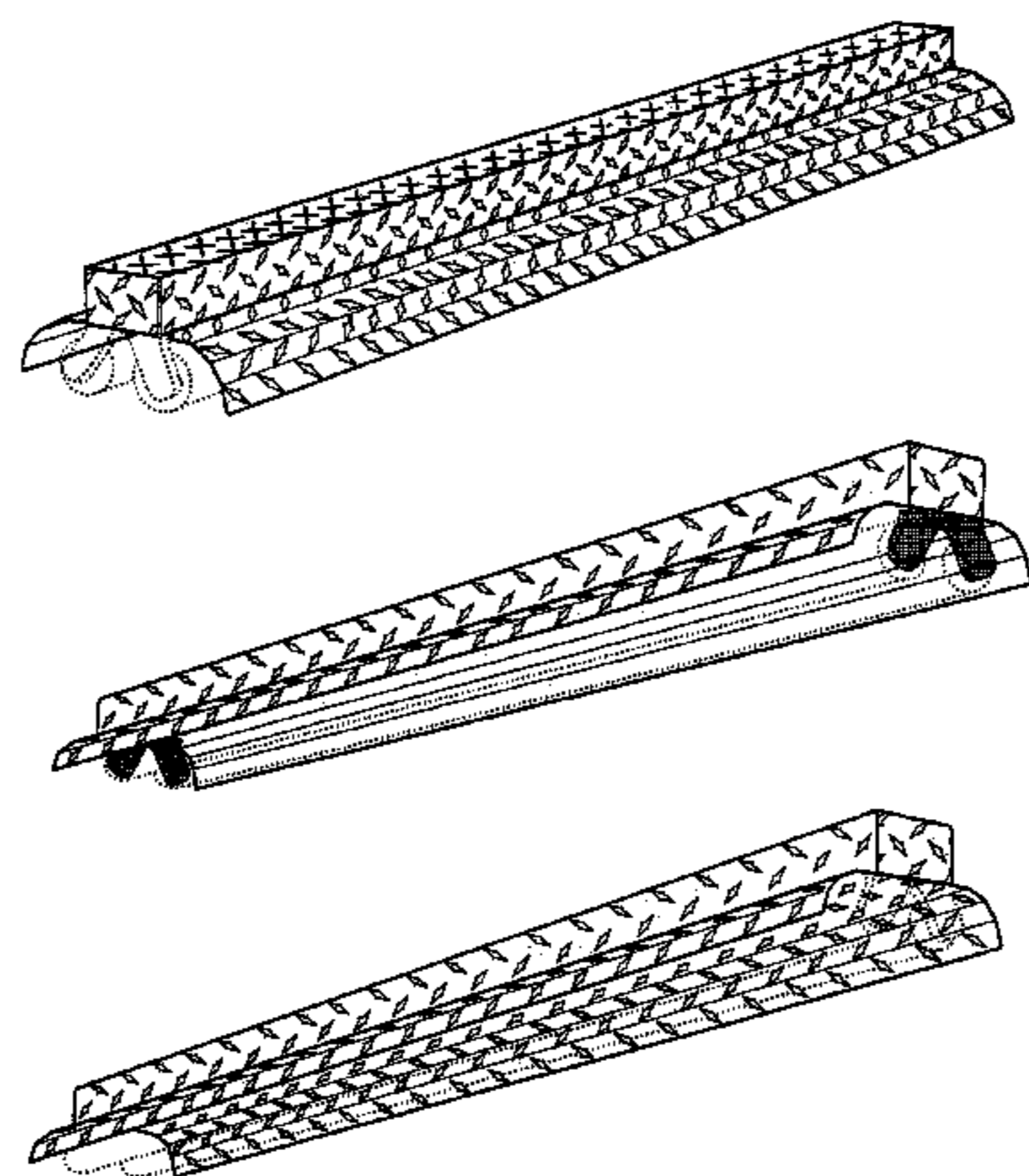
FIG. 21 is a side elevational view thereof;

FIG. 22 is an end elevational view thereof;

FIG. 23 is a top view thereof; and,

FIG. 24 is a bottom view thereof.

1 Claim, 8 Drawing Sheets



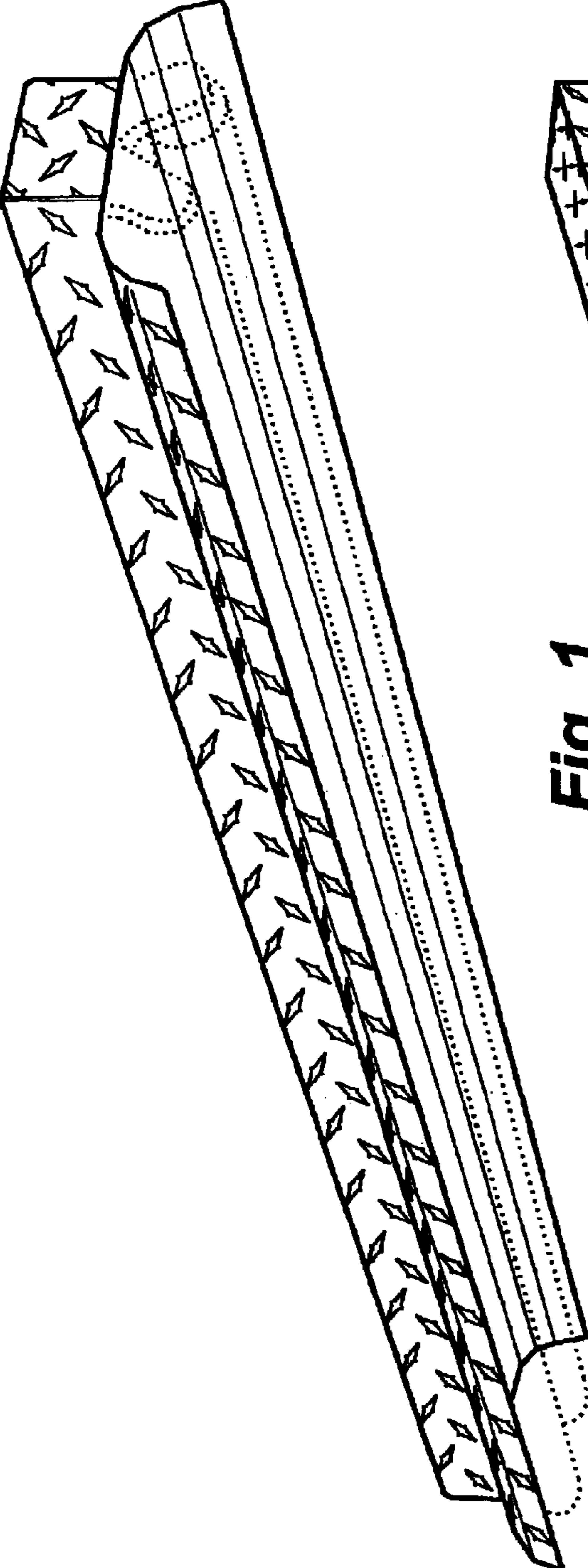


Fig. 1

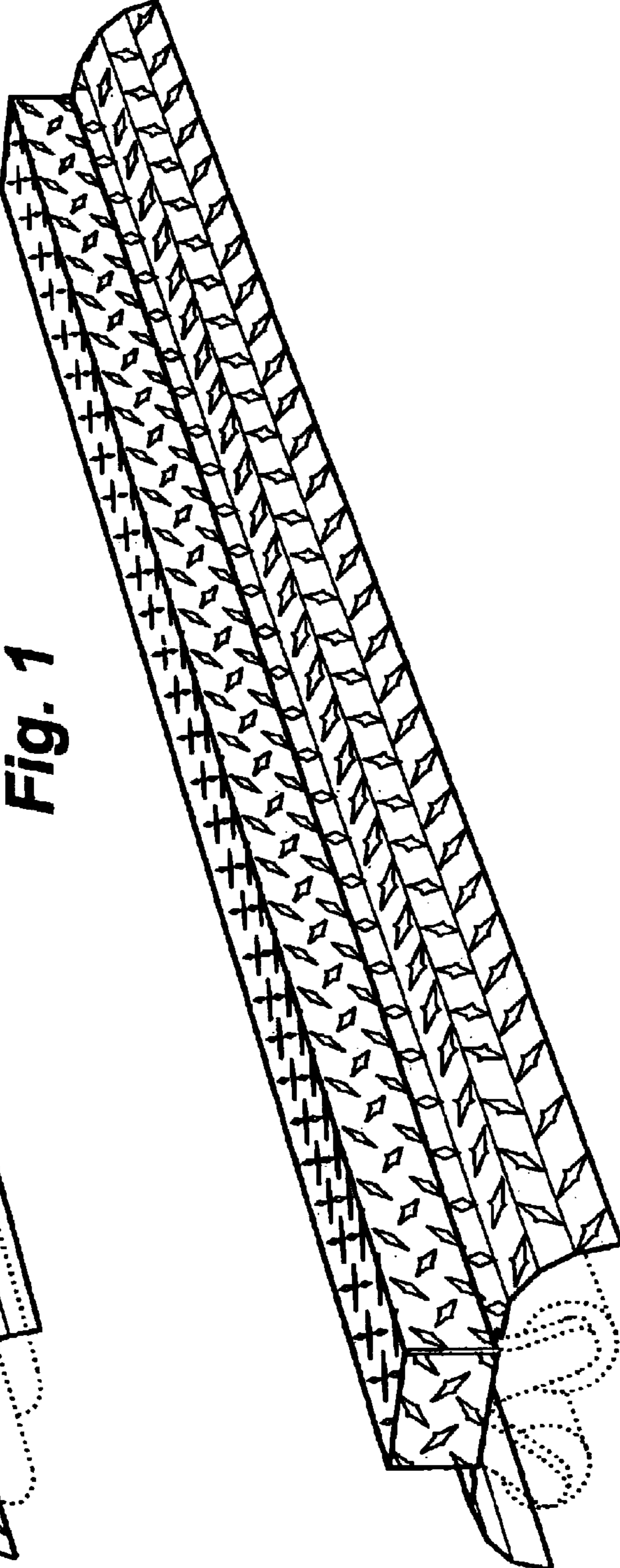


Fig. 2



Fig. 3



Fig. 4




Fig. 5




Fig. 6

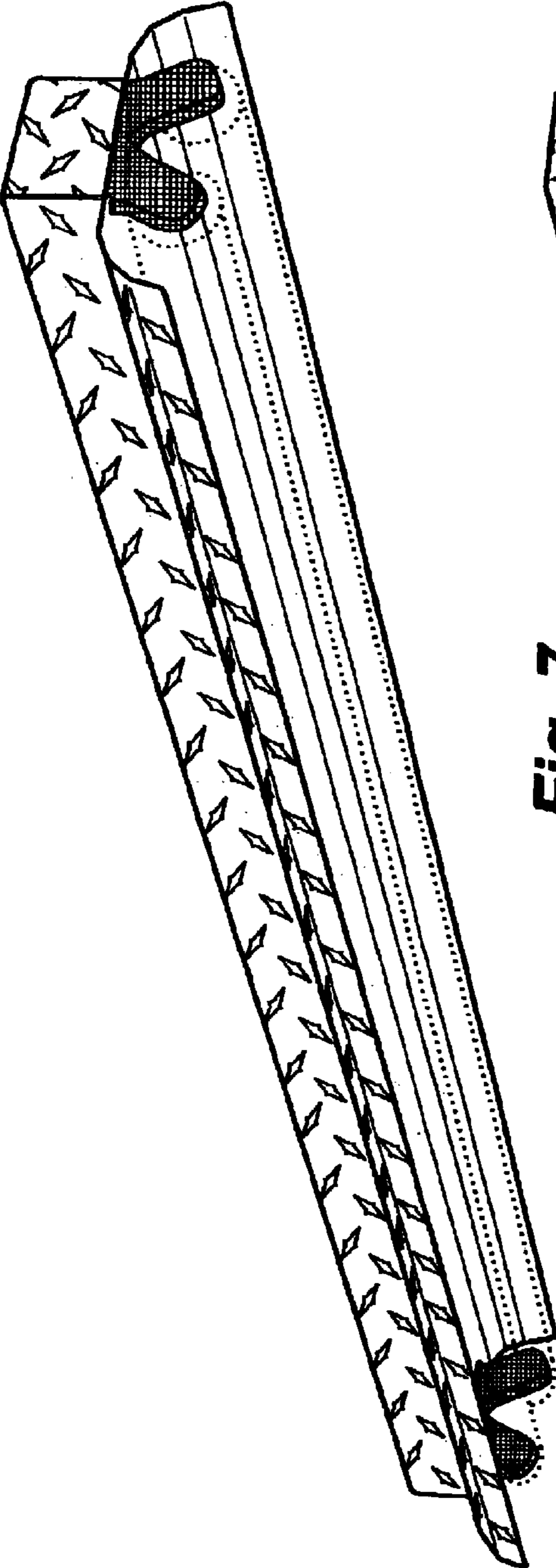


Fig. 7

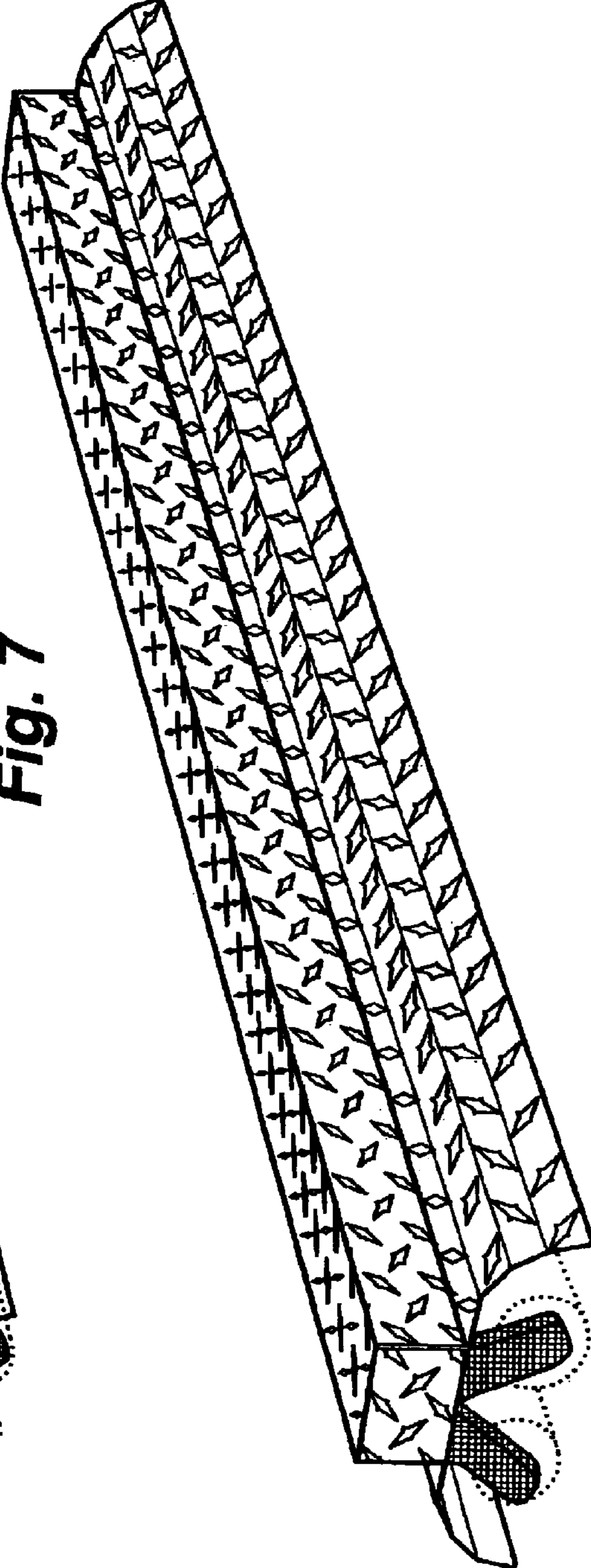


Fig. 8




Fig. 9



Fig. 10




Fig. 11




Fig. 12

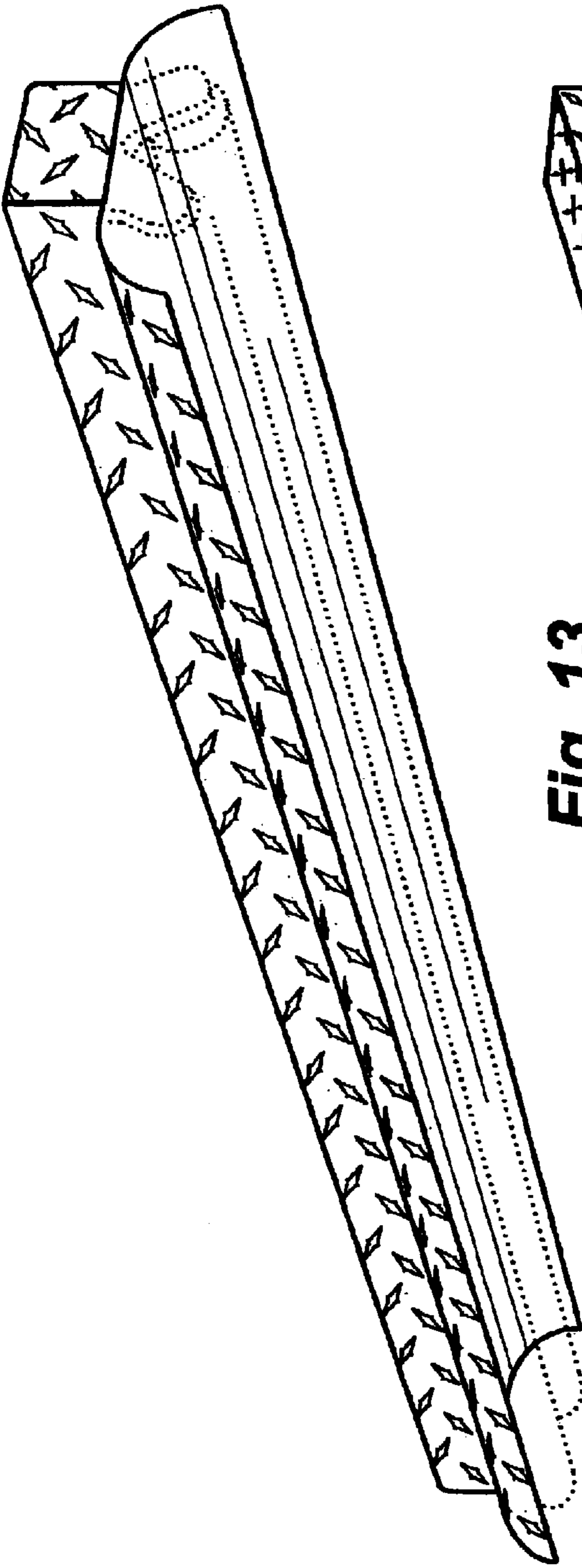


Fig. 13

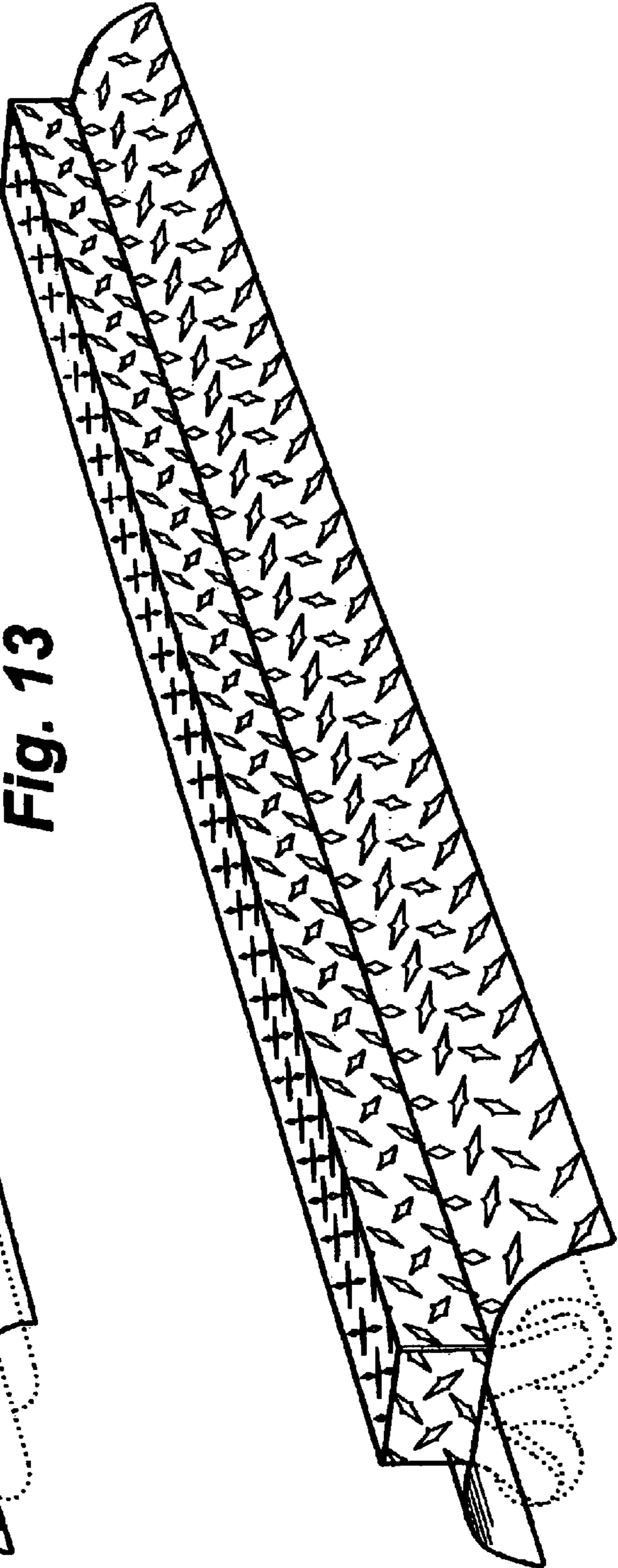


Fig. 14



Fig. 15



Fig. 16




Fig. 17




Fig. 18

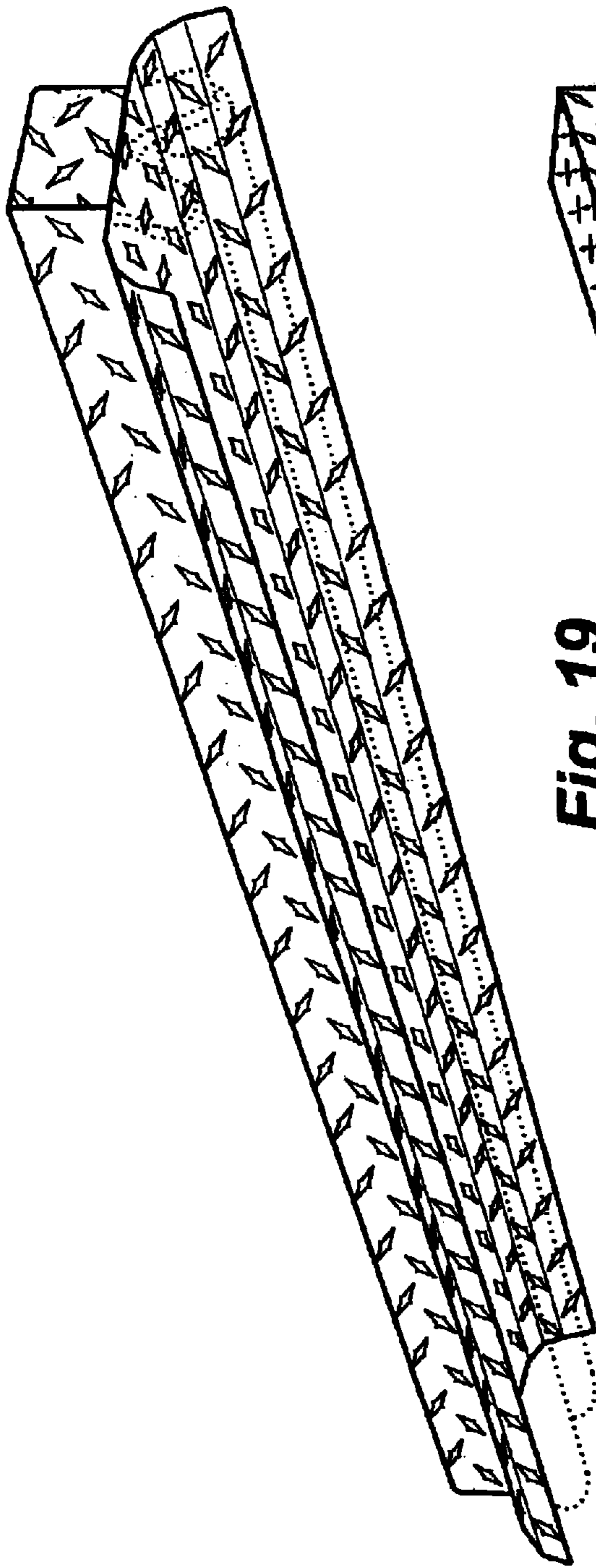


Fig. 19

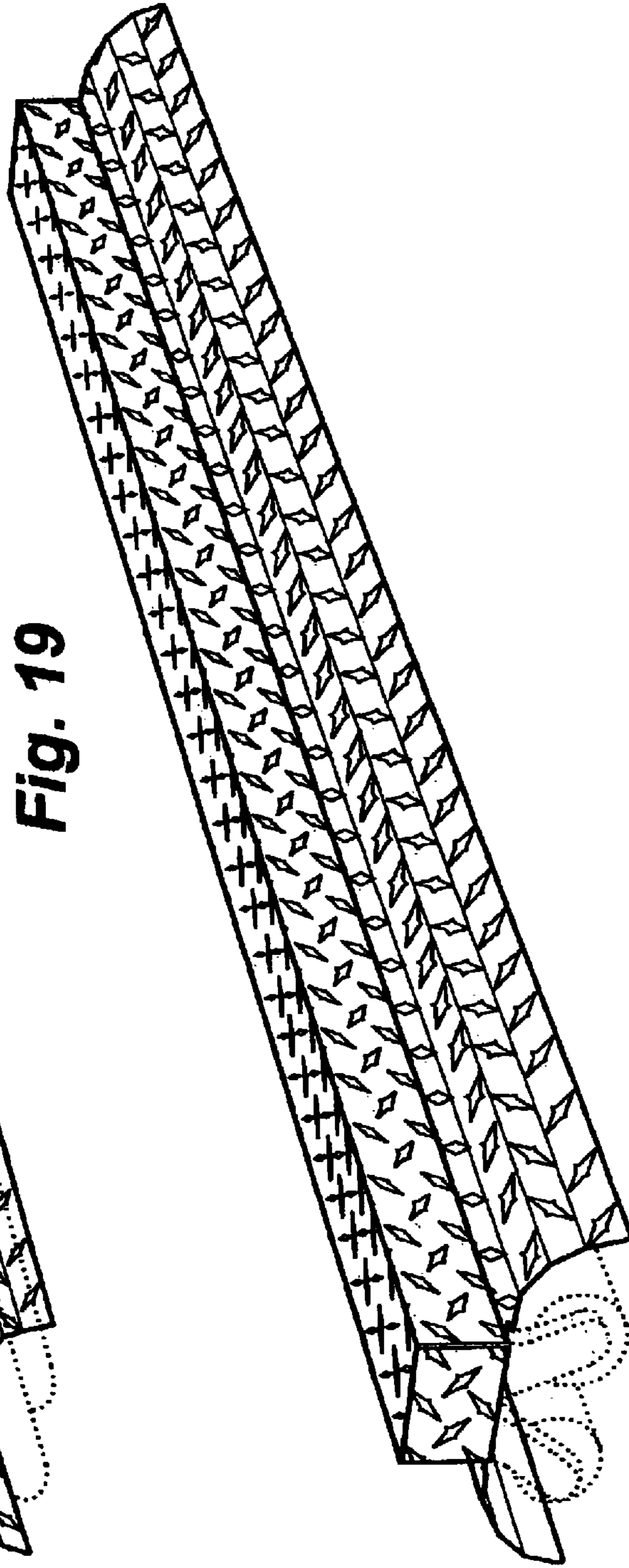


Fig. 20



Fig. 21



Fig. 22




Fig. 23




Fig. 24