



US00D497013S1

(12) **United States Design Patent**
Hughes

(10) **Patent No.:** **US D497,013 S**

(45) **Date of Patent:** **** Oct. 5, 2004**

(54) **PANEL FOR A WINDOW WELL AREA WALL**

D472,978 S * 4/2003 Oakley D25/54

(75) **Inventor:** **Steve D. Hughes**, Dexter, IA (US)

* cited by examiner

(73) **Assignee:** **Monarch Manufacturing Company**,
Adel, IA (US)

Primary Examiner—Doris Clark

(74) *Attorney, Agent, or Firm*—G. Brian Pingel; Camille L. Urban

(**) **Term:** **14 Years**

(57) **CLAIM**

(21) **Appl. No.:** **29/190,247**

The ornamental design for a panel for a window well area wall, as shown and described.

(22) **Filed:** **Sep. 22, 2003**

DESCRIPTION

(51) **LOC (7) Cl.** **25-01**

(52) **U.S. Cl.** **D25/151; D25/54**

(58) **Field of Search** D25/58, 151, 138,
D25/35, 54; 52/314, 316, 107

FIG. 1 is a front side perspective view of a panel for a window well area wall showing my new design;

FIG. 2 is a front elevational view thereof;

FIG. 3 is a top plan view thereof;

FIG. 4 is a side elevational view thereof with the opposite side being a mirror image thereof; and,

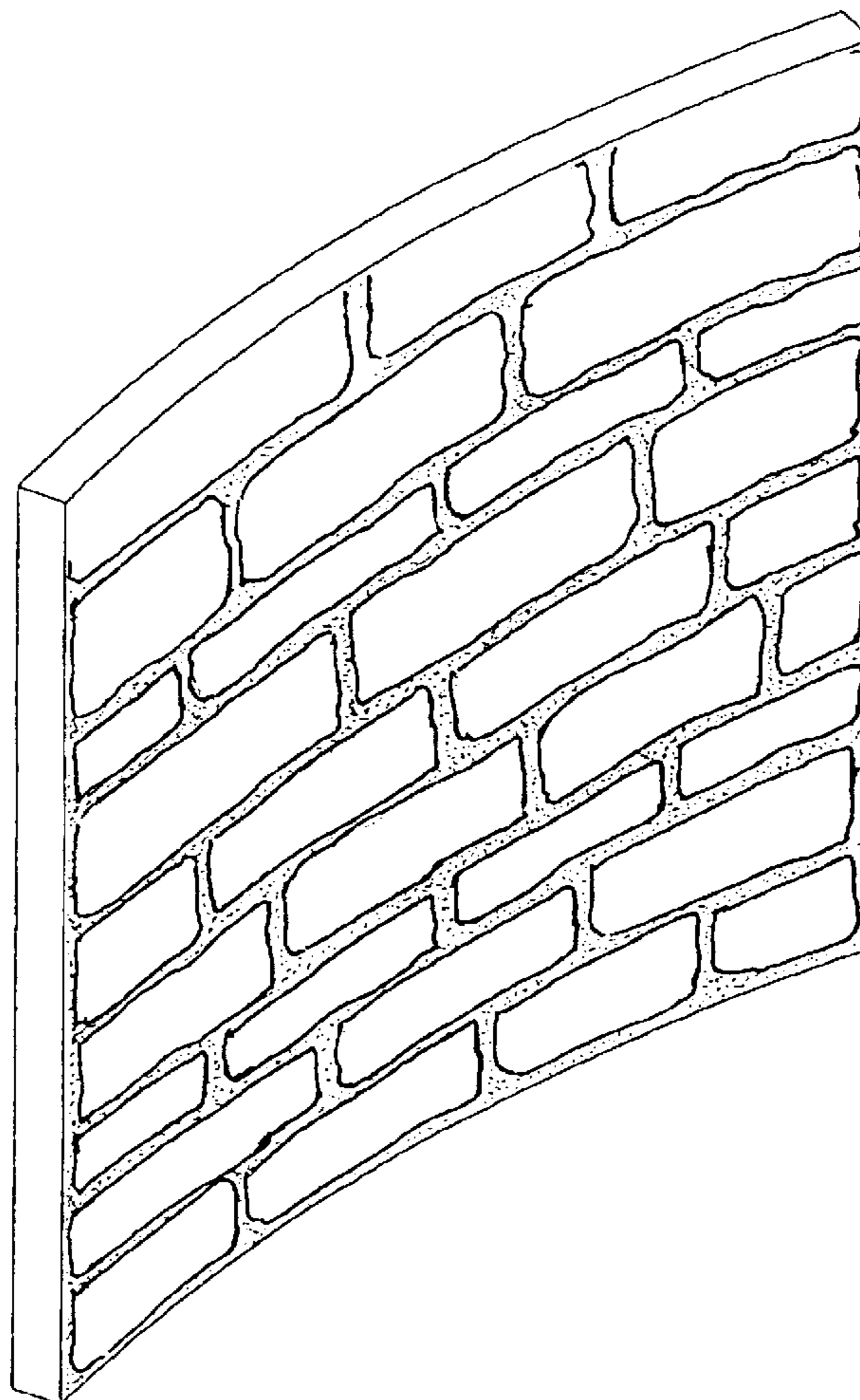
FIG. 5 is a rear elevational view thereof.

(56) **References Cited**

U.S. PATENT DOCUMENTS

- D236,825 S * 9/1975 Middleman D25/151
- 4,644,719 A * 2/1987 Salazar 52/384
- D401,352 S * 11/1998 Nimmo et al. D25/58

1 Claim, 5 Drawing Sheets



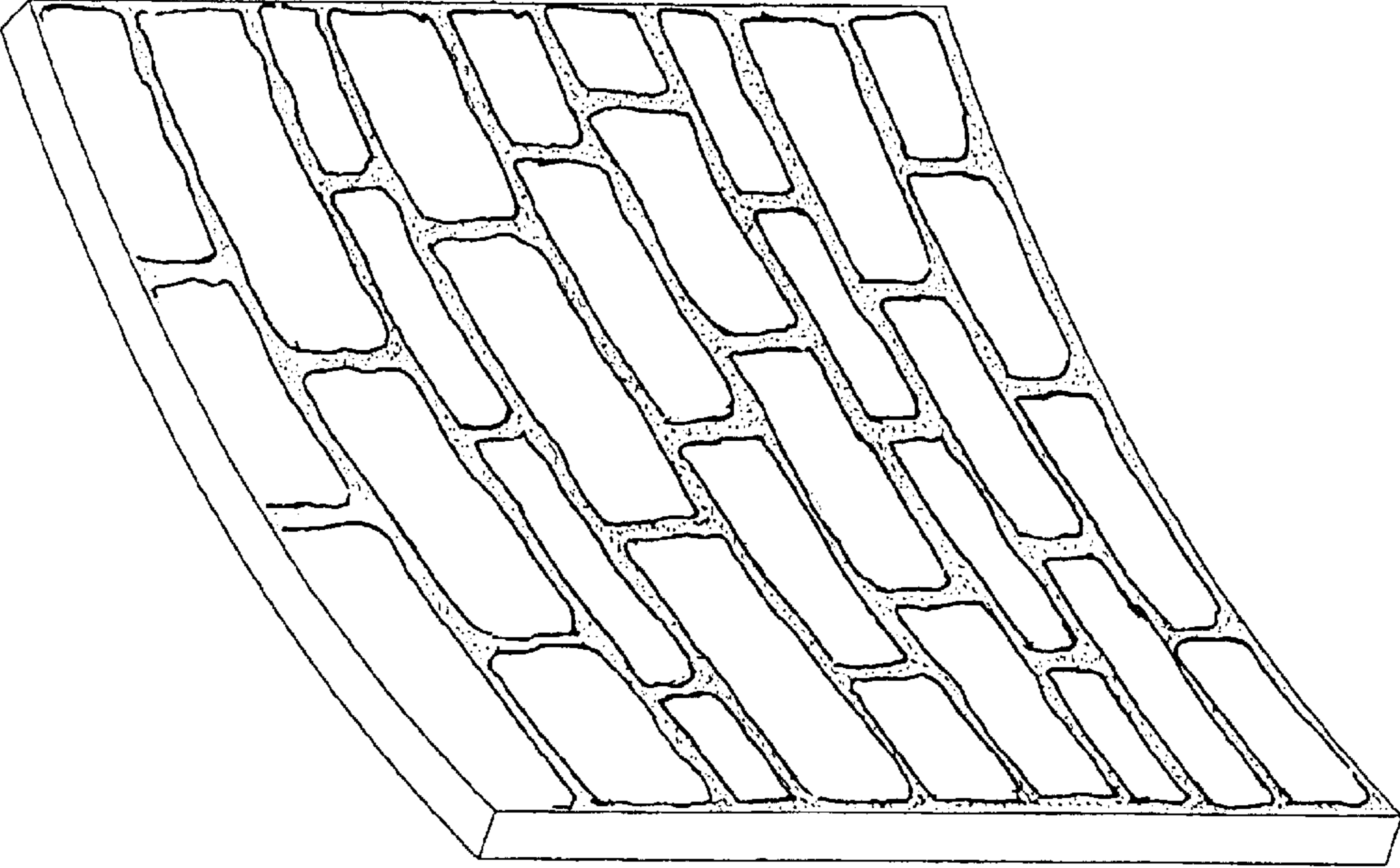


FIG. 1

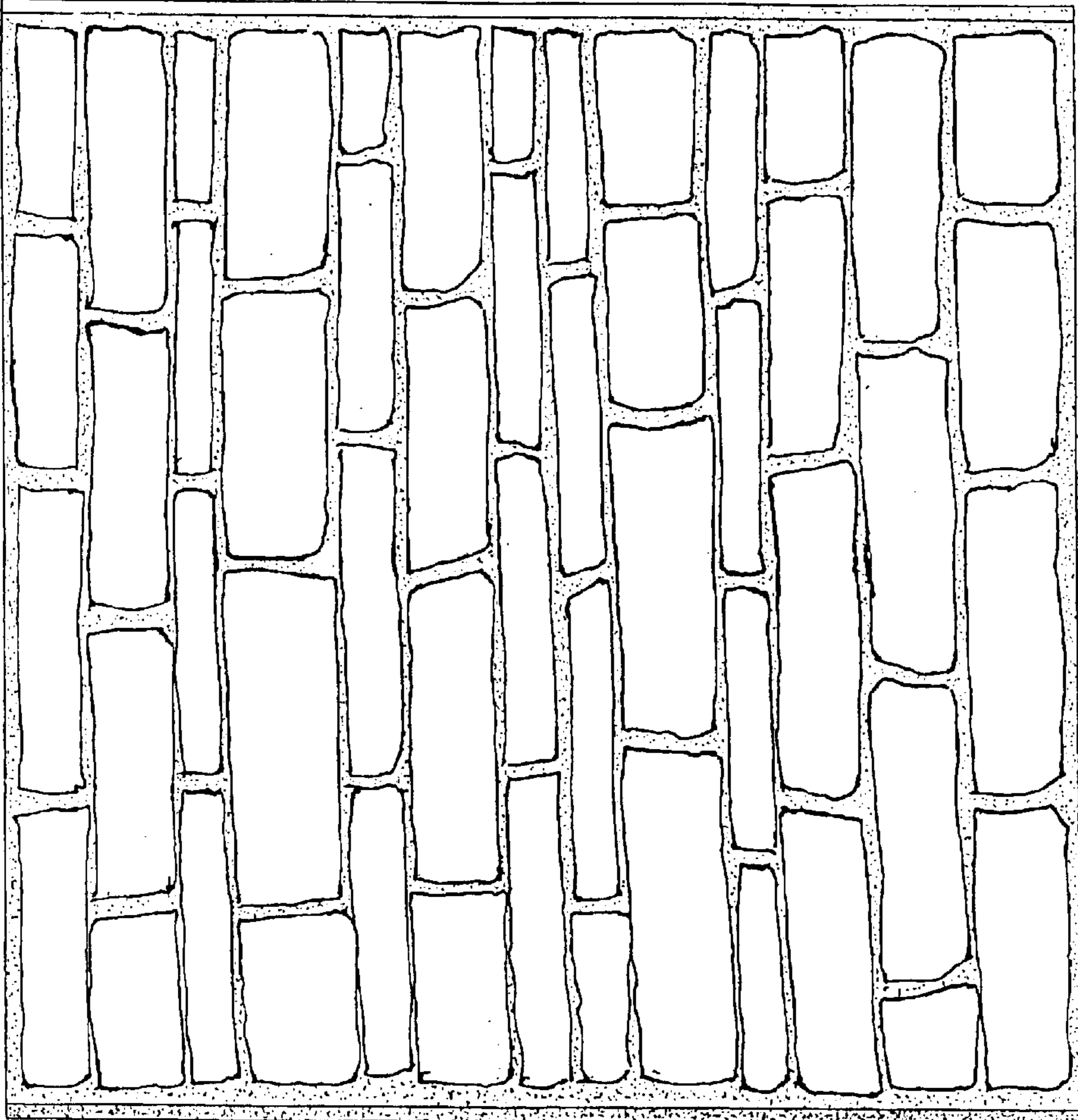



FIG. 2

FIG. 3






FIG. 4

FIG. 5

