

US00D496990S1

(12) **United States Design Patent** (10) **Patent No.:** **US D496,990 S**
Yamanaka et al. (45) **Date of Patent:** **** Oct. 5, 2004**

(54) **BIDET TOILET SEAT UNIT**

FOREIGN PATENT DOCUMENTS

(75) Inventors: **Takashi Yamanaka**, Chita (JP);
Hisaaki Minezawa, Nagoya (JP);
Hidehiro Nakashima, Tokoname (JP);
Takashi Honda, Nagoya (JP)

JP 849263 2/1994
JP D1128478 12/2001

(73) Assignees: **Aisin Seiki Kabushiki Kaisha**, Kariya (JP); **Inax Corporation**, Tokoname (JP)

OTHER PUBLICATIONS

Toto bidet attachment seat item number CS80B#NG2, p. 102, Sep. 1999.*

(**) Term: **14 Years**

* cited by examiner

(21) Appl. No.: **29/181,751**

Primary Examiner—Louis S. Zarfes

Assistant Examiner—Robert A Delehanty

(22) Filed: **May 16, 2003**

(74) *Attorney, Agent, or Firm*—Burns, Doane, Swecker & Mathis, L.L.P.

(30) **Foreign Application Priority Data**

Nov. 19, 2002 (JP) 2002-031903

(57) **CLAIM**

The ornamental design for bidet toilet seat unit, as shown and described.

(51) **LOC (7) Cl.** **23-02**

DESCRIPTION

(52) **U.S. Cl.** **D23/311**

(58) **Field of Search** D23/273-274,
D23/395-301, 303, 309, 311-312; 4/663-665,
300, 420, 443-446, 234, 237-239

FIG. 1 is a front view showing a bidet toilet seat unit according to the present invention;

FIG. 2 is a rear view of the bidet toilet seat unit of FIG. 1;

FIG. 3 is a top plan view showing the bidet toilet unit seat of FIG. 1;

FIG. 4 is a bottom plan view showing the bidet toilet seat unit of FIG. 1;

FIG. 5 is a right side view showing the bidet toilet seat unit of FIG. 1;

FIG. 6 is a left side view showing the bidet toilet seat unit of FIG. 1; and,

FIG. 7 is a perspective view showing the bidet toilet seat unit of FIG. 1.

(56) **References Cited**

U.S. PATENT DOCUMENTS

4,598,431 A * 7/1986 Nagai et al. 4/443
4,616,368 A * 10/1986 Nagai et al. 4/443
4,962,550 A * 10/1990 Ikenaga et al. 4/420
5,184,359 A * 2/1993 Tsukamura et al. 4/420
5,735,798 A * 4/1998 Shinohara et al. 4/420
D422,063 S * 3/2000 Moon D23/295
6,105,178 A * 8/2000 Kurisaki et al. 4/443
D463,853 S * 10/2002 Yamanaka et al. D23/311

1 Claim, 5 Drawing Sheets




Fig. 1




Fig. 2

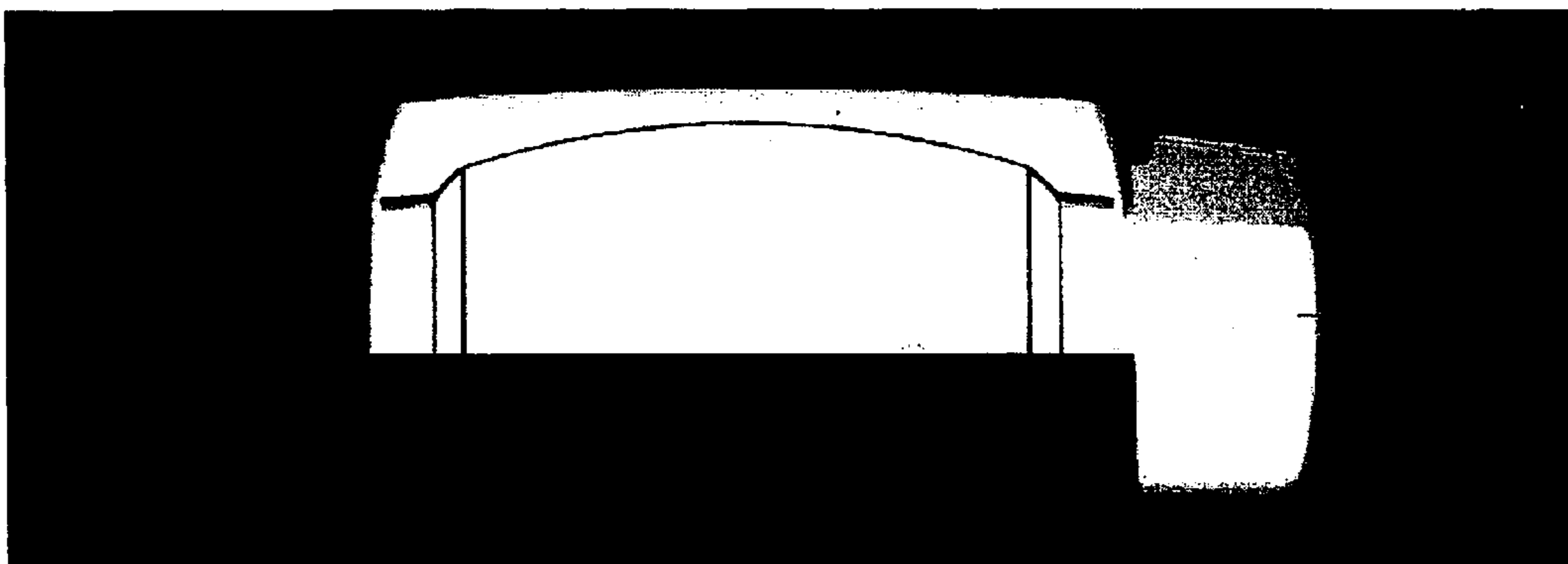


Fig. 3

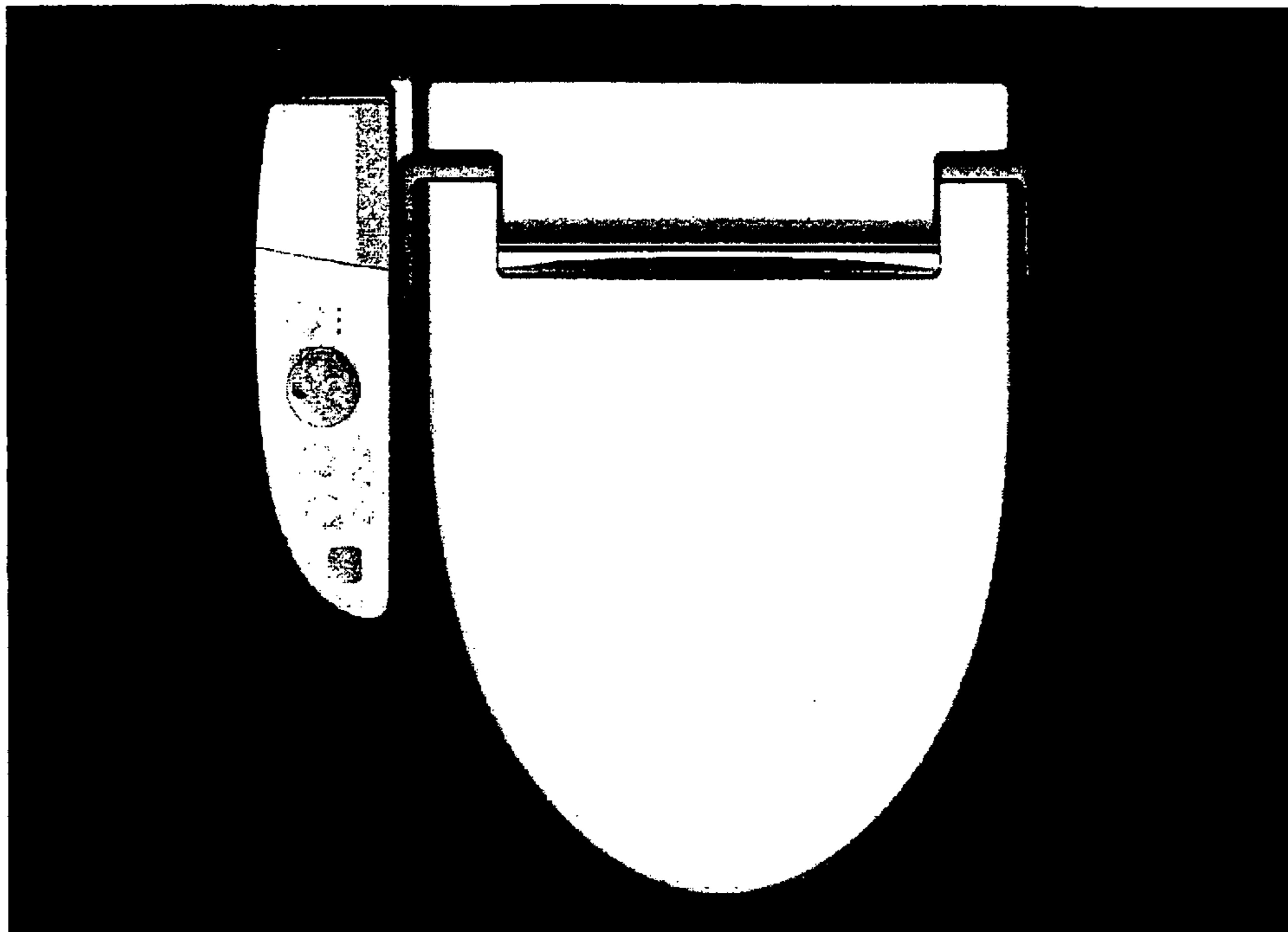


Fig. 4

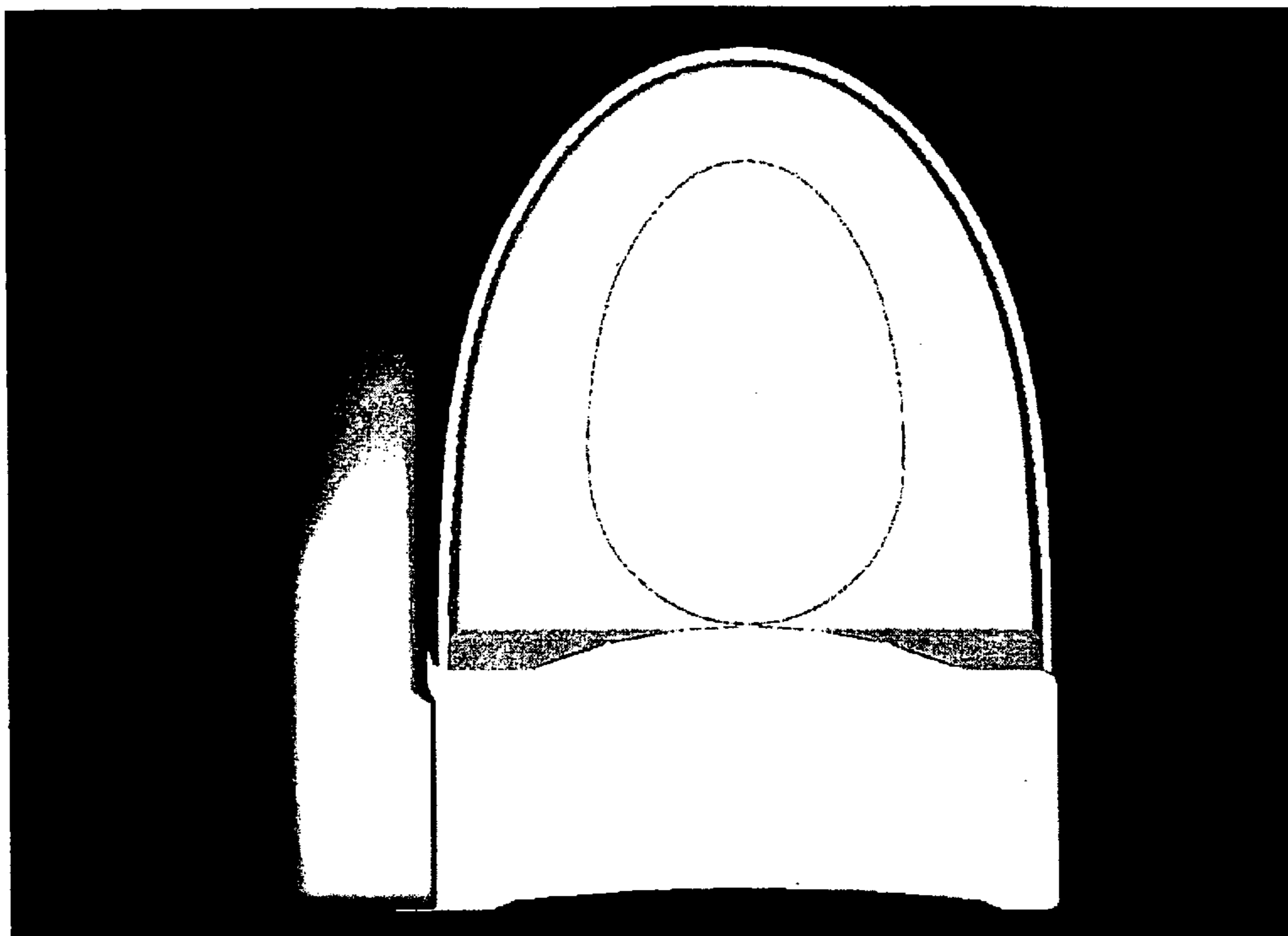


Fig. 5

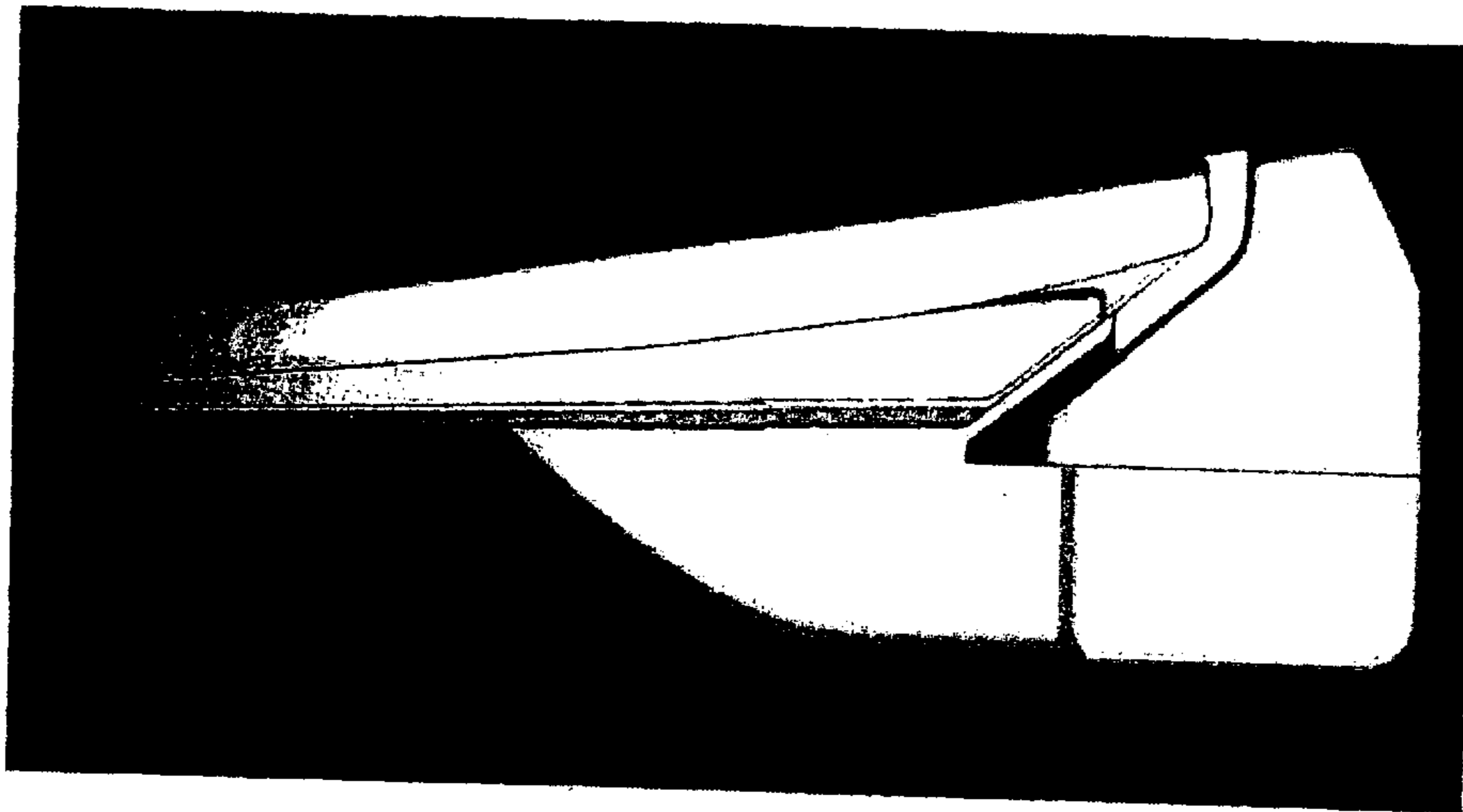


Fig. 6

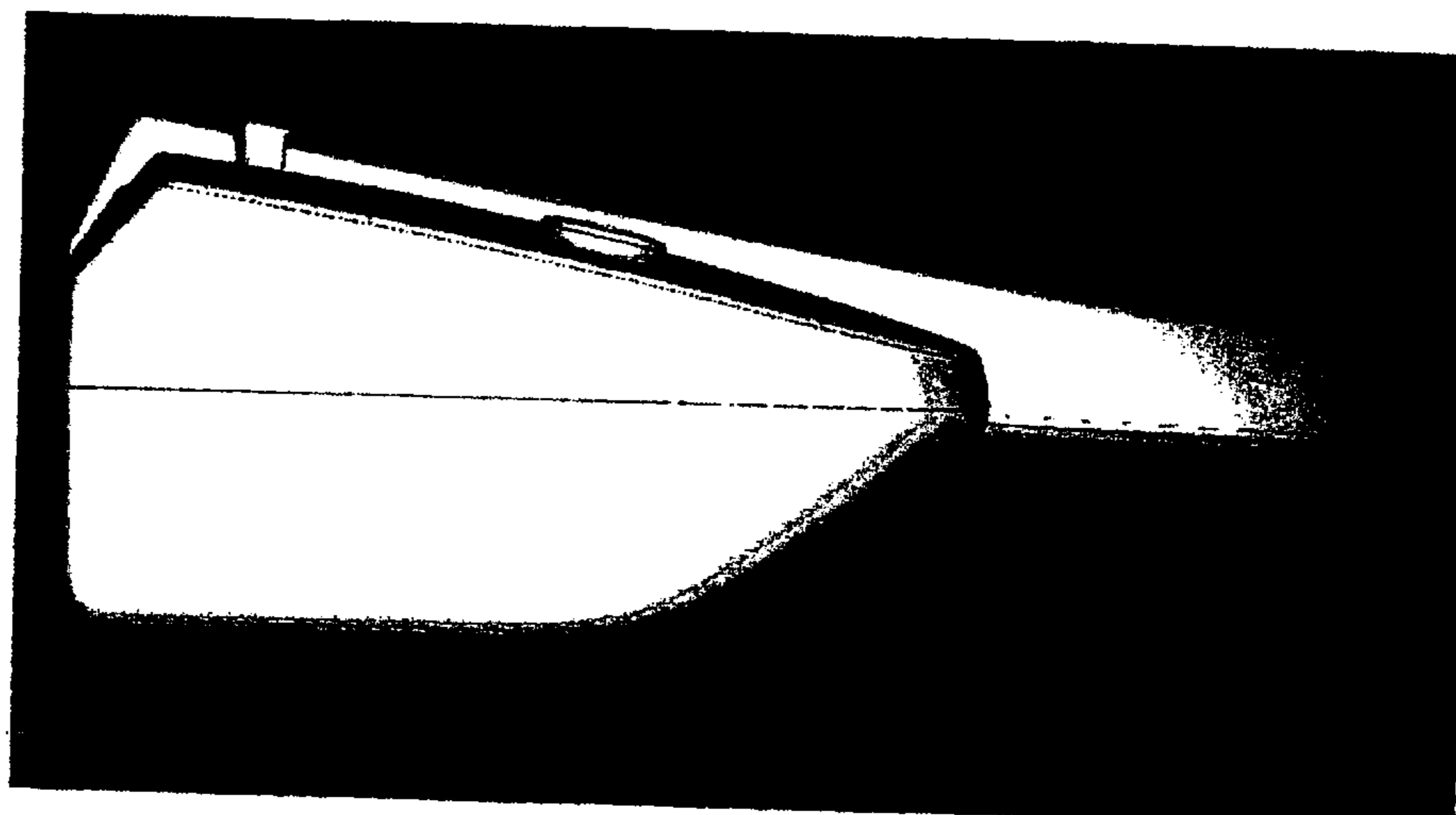


Fig. 7

