



US00D496985S1

(12) **United States Design Patent**
King

(10) **Patent No.:** **US D496,985 S**

(45) **Date of Patent:** **** Oct. 5, 2004**

(54) **CANISTER HOLDER**

D477,380 S * 7/2003 Pitts et al. D23/207

(76) **Inventor:** **Joseph King**, 385 Highcroft La.,
Wayzata, MN (US) 55391

* cited by examiner

Primary Examiner—Robin V. Taylor

(**) **Term:** **14 Years**

(74) *Attorney, Agent, or Firm*—Jacobson & Johnson

(21) **Appl. No.:** **29/190,067**

(57) **CLAIM**

(22) **Filed:** **Sep. 15, 2003**

The ornamental design for a canister holder, as shown.

(51) **LOC (7) Cl.** **23-01**

DESCRIPTION

(52) **U.S. Cl.** **D23/209**

(58) **Field of Search** D23/207, 209;
210/238, 457, 470

FIG. 1 is a perspective view of a canister;
FIG. 2 is a front view of the canister holder of FIG. 1;
FIG. 3 is a left side view of the canister holder of FIG. 1;
FIG. 4 is a back view of the canister holder of FIG. 1
FIG. 5 is a right side view of the of the canister holder of
FIG. 1;
FIG. 6 is a top view of the canister holder of FIG. 1; and,
FIG. 7 is a bottom view of the canister holder of FIG. 1.

(56) **References Cited**

U.S. PATENT DOCUMENTS

- D192,284 S * 2/1962 Reinecke D23/207
- 6,279,751 B1 * 8/2001 Malkin 210/457
- D448,448 S * 9/2001 Hughes et al. D23/209
- D476,717 S * 7/2003 Pitts et al. D23/207

1 Claim, 2 Drawing Sheets

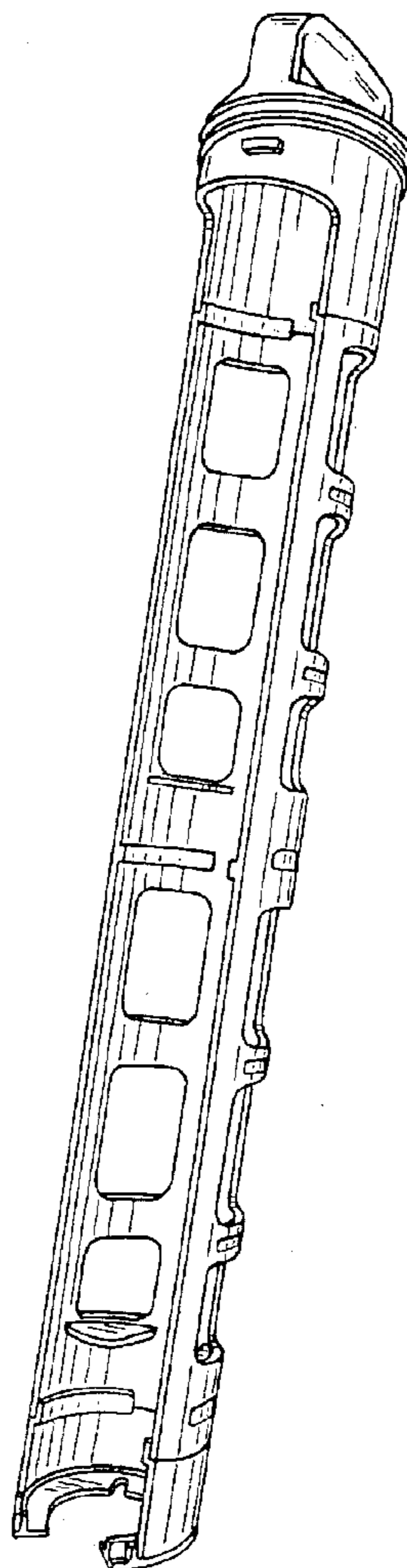


FIG. 1

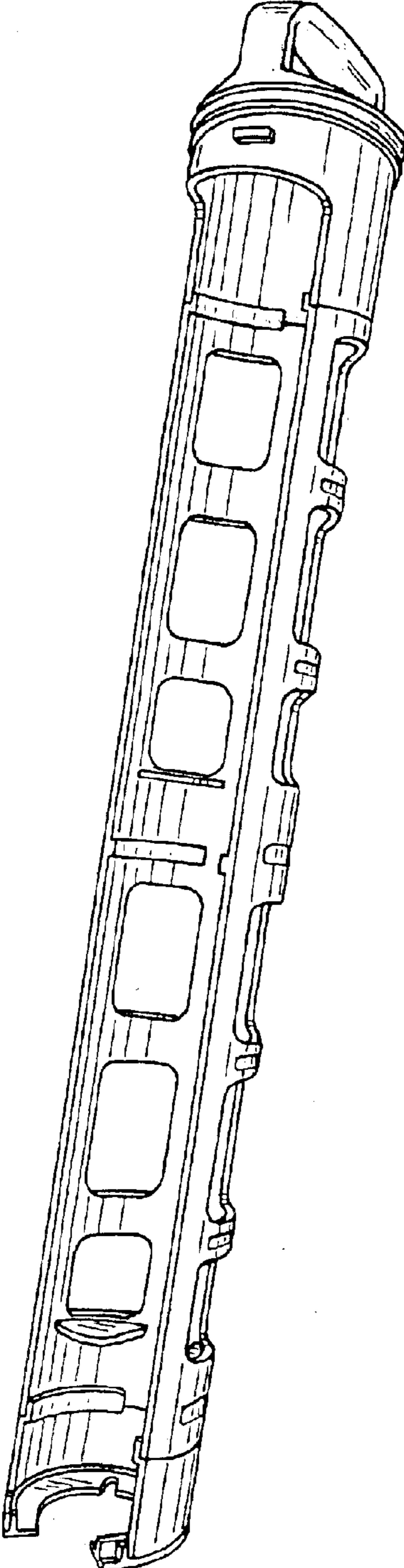


FIG. 2

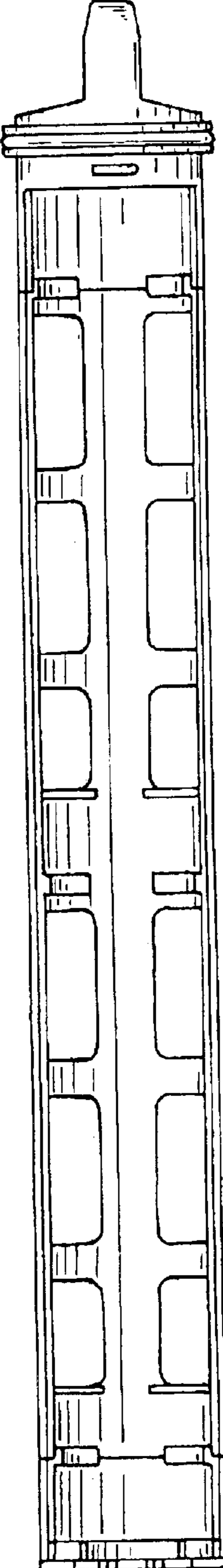


FIG. 3

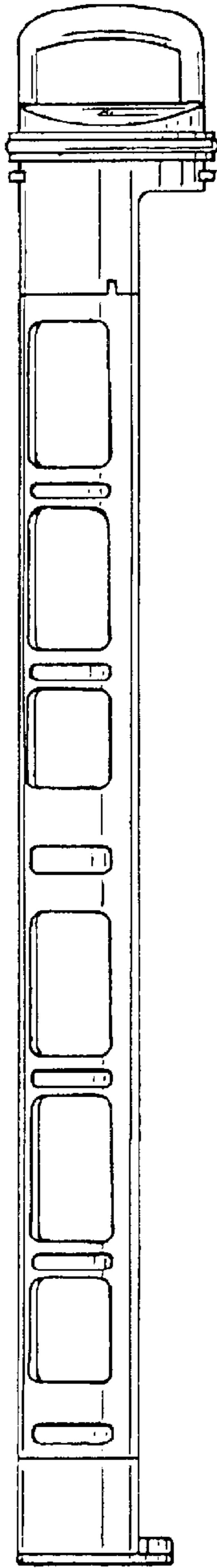


FIG. 4

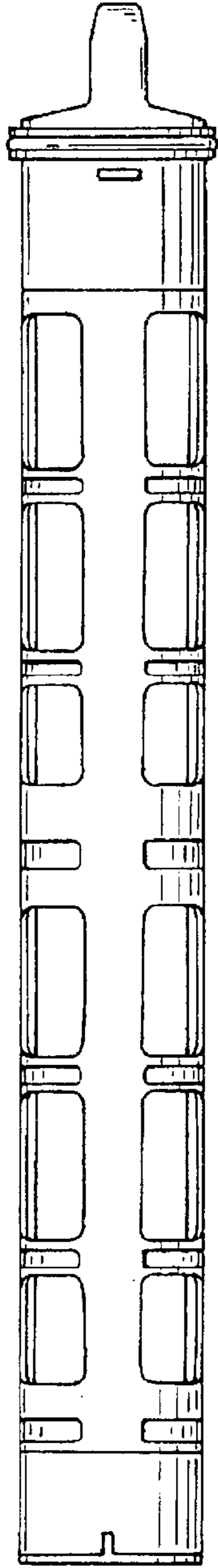


FIG. 5

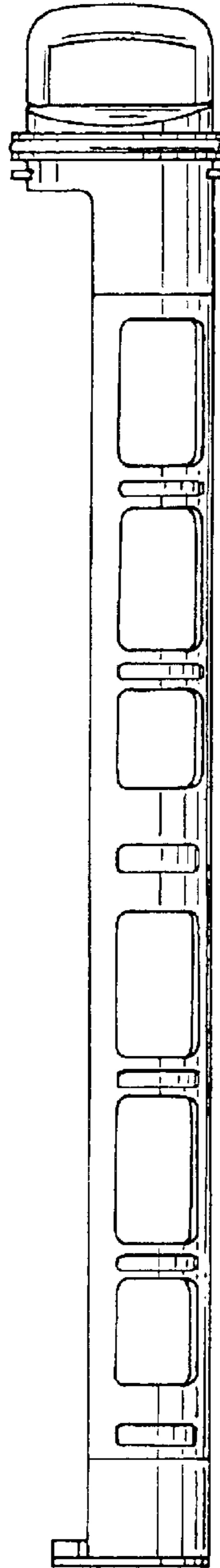


FIG. 6

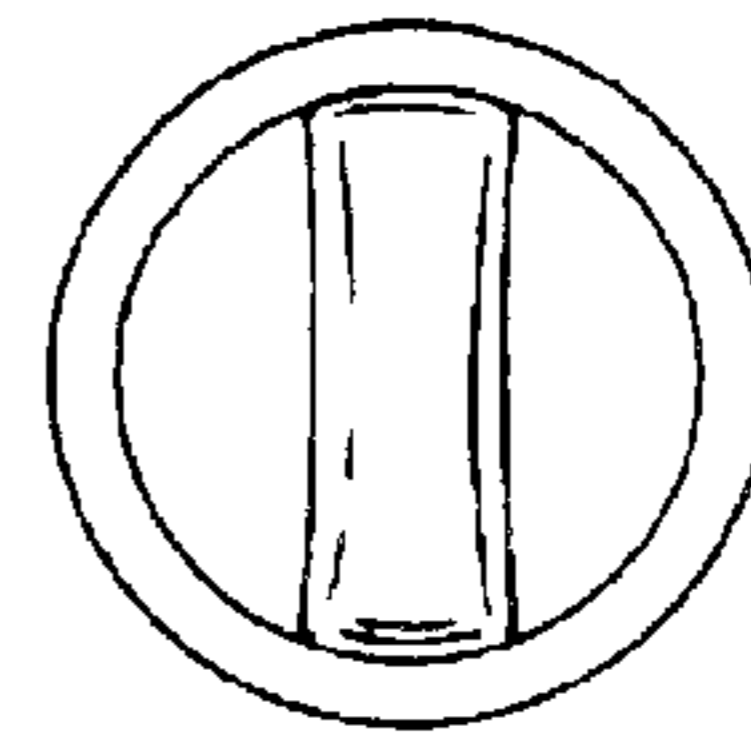


FIG. 7

