

US00D496983S1

(12) **United States Design Patent**  
**Amsler**

(10) **Patent No.:** **US D496,983 S**

(45) **Date of Patent:** **\*\* Oct. 5, 2004**

(54) **FISHING LINE WEIGHT**

(76) **Inventor:** **Gregory L. Amsler**, 23689 Julliard St.,  
Stacy, MN (US) 55079

(\*\*) **Term:** **14 Years**

(21) **Appl. No.:** **29/191,804**

(22) **Filed:** **Oct. 15, 2003**

(51) **LOC (7) Cl.** ..... **22-05**

(52) **U.S. Cl.** ..... **D22/145**

(58) **Field of Search** ..... D22/144-146,  
D22/126; 43/42.36, 42.48, 42.45, 42.32,  
42.39, 43.12, 44.91, 44.96, 43.13, 44.9;  
D3/207-212

(56) **References Cited**

**U.S. PATENT DOCUMENTS**

D401,998 S \* 12/1998 Lee ..... D22/145

D463,842 S \* 10/2002 Gentry ..... D22/145  
D478,962 S \* 8/2003 Rogers et al. .... D22/145  
D485,945 S \* 1/2004 Blasi et al. .... D3/208

\* cited by examiner

*Primary Examiner*—Catherine R. Oliver

(57) **CLAIM**

The ornamental design for a fishing line weight, as shown and described.

**DESCRIPTION**


FIG. 1 is a front view of a fishing line weight showing my new design.

FIG. 2 is a side view of the fishing line weight.

FIG. 3 is a top view of the fishing line weight; and,

FIG. 4 is a bottom view of the fishing line weight.

**1 Claim, 3 Drawing Sheets**






FIG. 1

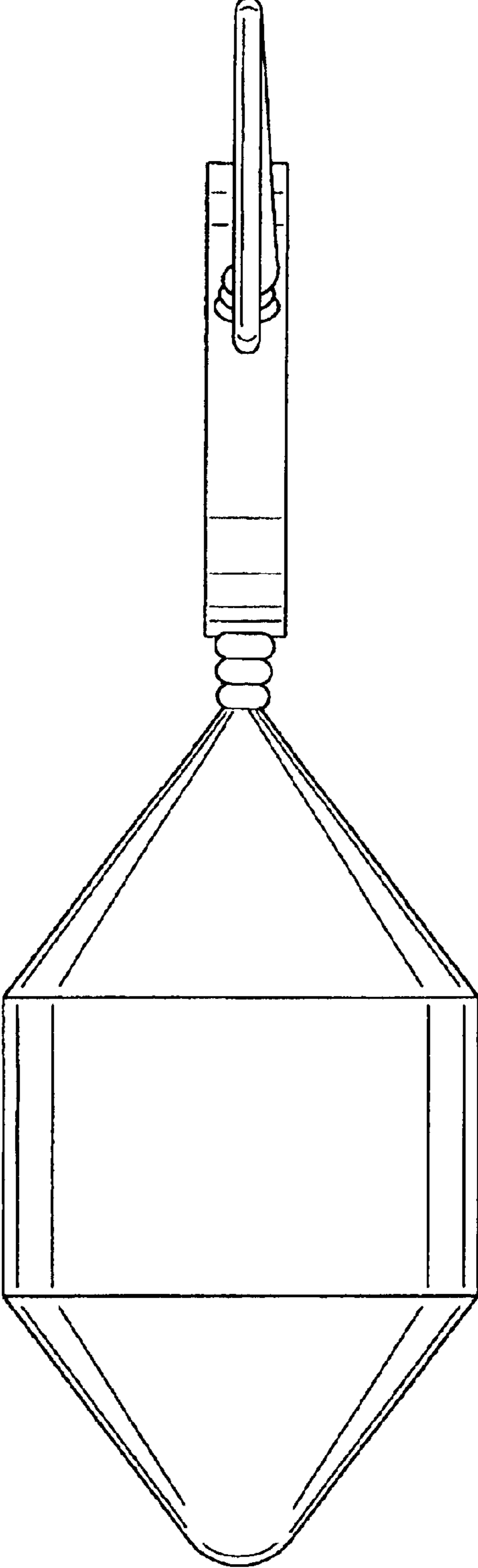


FIG. 2

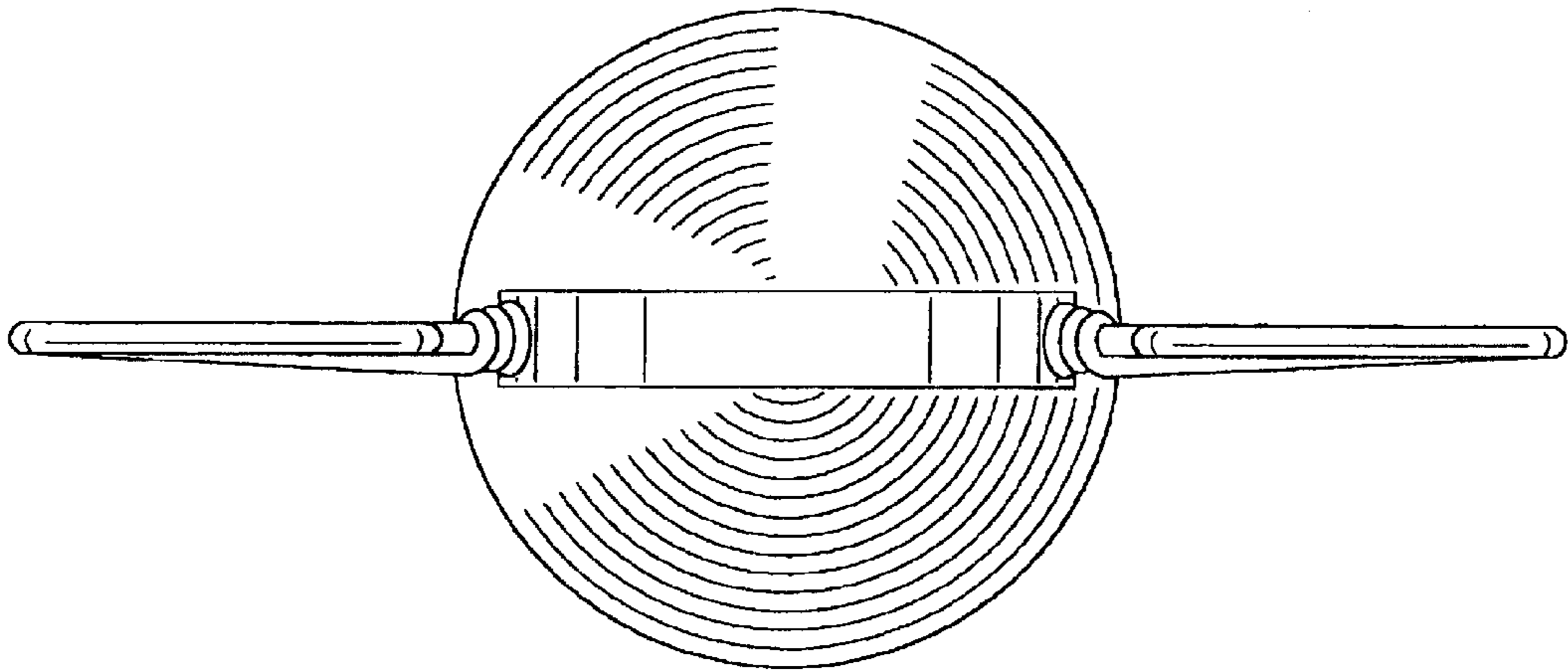


FIG. 3

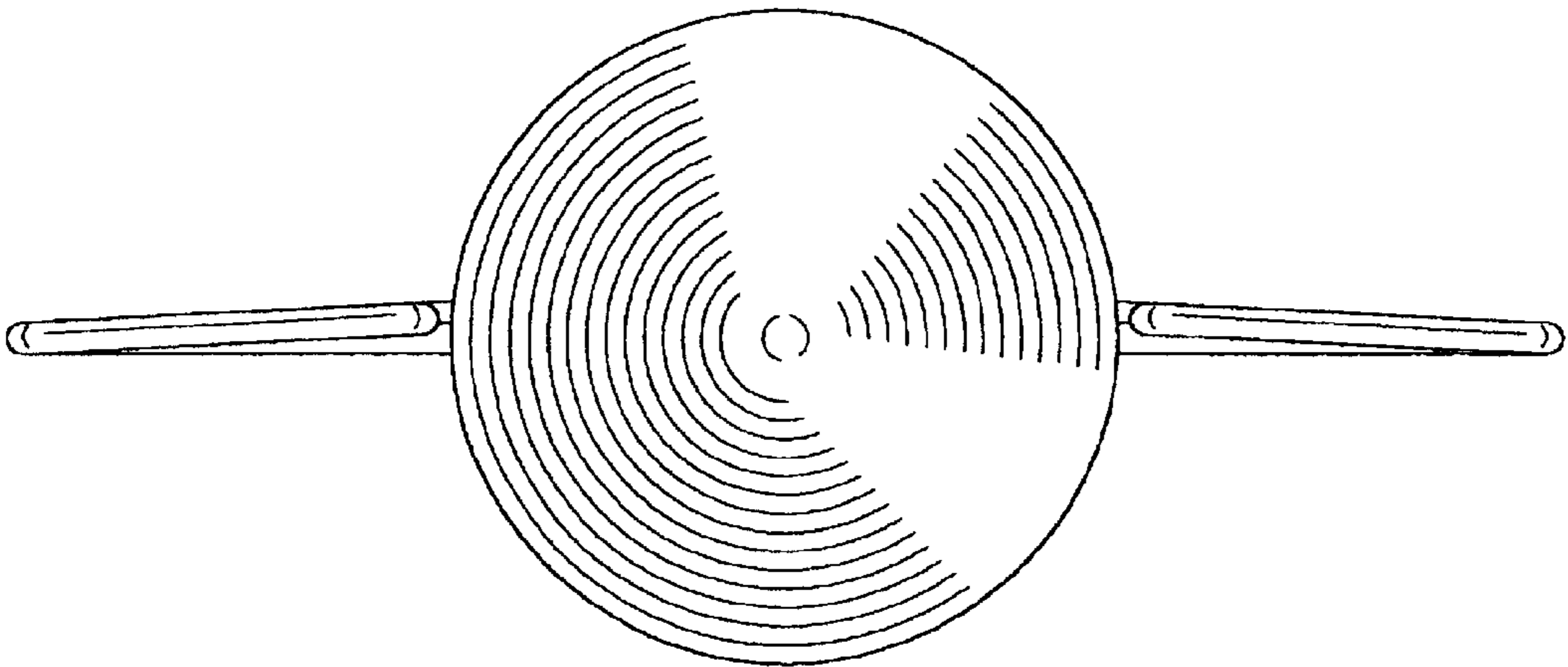


FIG. 4