

US00D496982S1

(12) **United States Design Patent**
Jeffers

(10) **Patent No.:** **US D496,982 S**

(45) **Date of Patent:** **** Oct. 5, 2004**

(54) **SINKER**

(76) **Inventor:** **Lyden Jeffers**, 131 Debra La.,
Onalaska, WA (US) 98570

(**) **Term:** **14 Years**

(21) **Appl. No.:** **29/191,738**

(22) **Filed:** **Oct. 14, 2003**

(51) **LOC (7) Cl.** **22-05**

(52) **U.S. Cl.** **D22/145**

(58) **Field of Search** D22/145, 144,
D22/146, 134, 199; 43/44.87, 44.92, 44.93,
44.94, 44.95, 44.9; D3/28

(56) **References Cited**

U.S. PATENT DOCUMENTS

3,030,726 A *	4/1962	Knapton	43/44.93
3,303,598 A *	2/1967	Spindler	43/44.9
3,456,379 A *	7/1969	Metzger	43/44.95
5,129,178 A *	7/1992	Hicks	43/44.87

5,412,902 A *	5/1995	Hicks	43/44.87
5,595,016 A *	1/1997	Feher	43/44.87
6,079,147 A *	6/2000	Mosher	43/44.95

* cited by examiner

Primary Examiner—Catherine R. Oliver
(74) *Attorney, Agent, or Firm*—T. W. Secrest


(57) **CLAIM**

The ornamental design for a sinker, as shown and described.

DESCRIPTION

FIG. 1 is a top plan view of the sinker;
FIG. 2 is a bottom plan view of the sinker;
FIG. 3 is a side elevational view of the sinker with under-
standing that the other side elevational is the same;
FIG. 4 is a front elevational view of the sinker; and
FIG. 5 is a rear elevational view of the sinker; and,
FIG. 6 shown broken away to indicate indeterminate length.

1 Claim, 3 Drawing Sheets



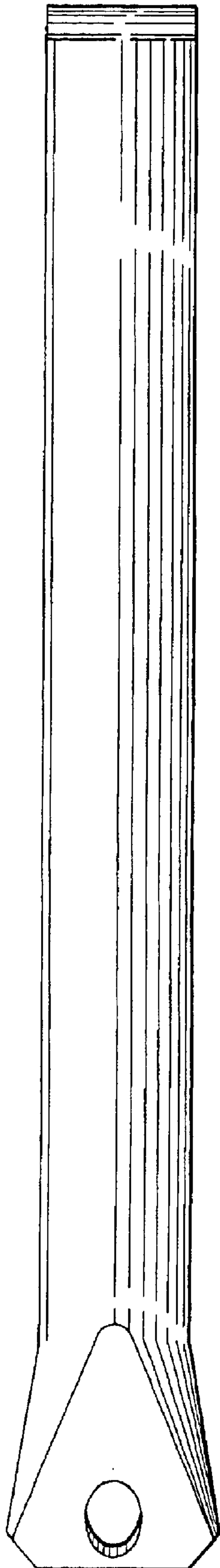


FIG. 1

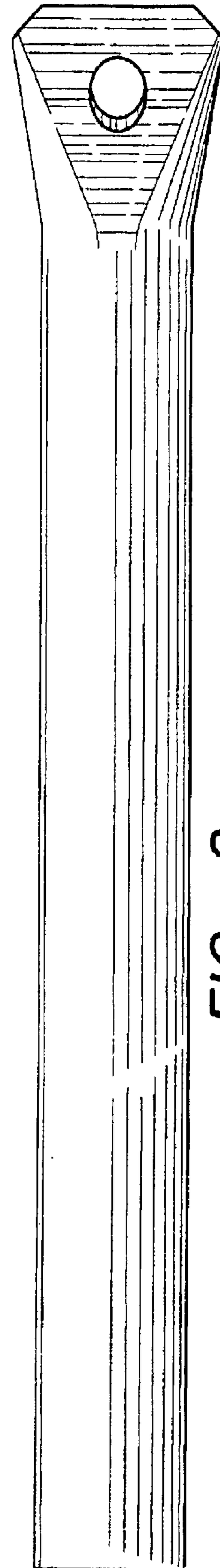


FIG. 2




FIG. 3

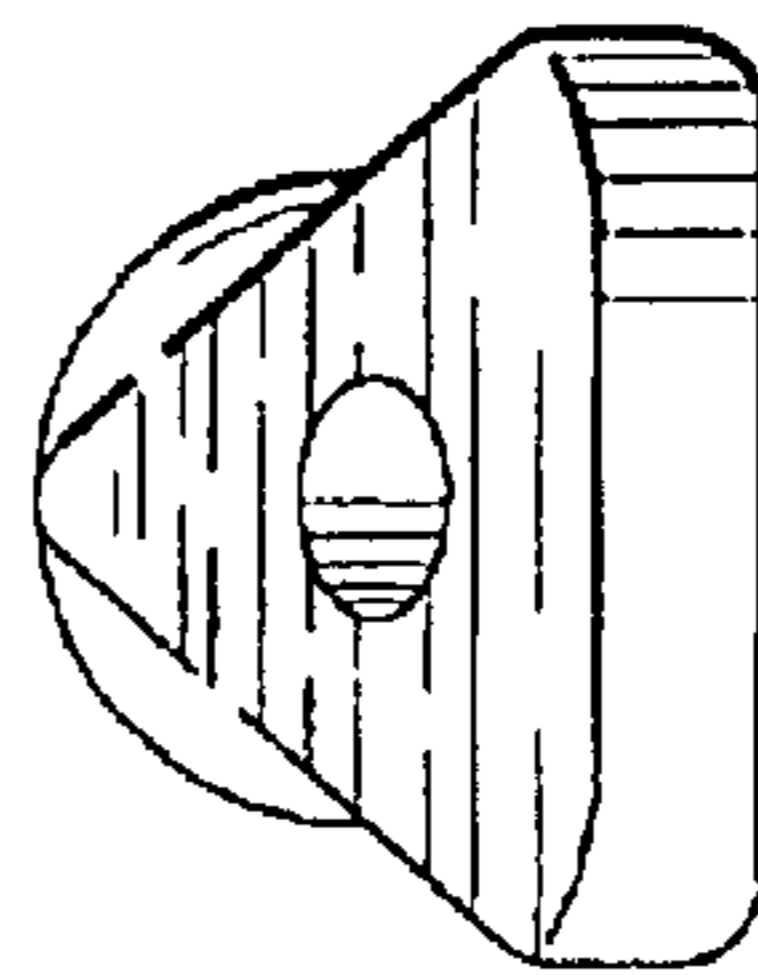


FIG. 4

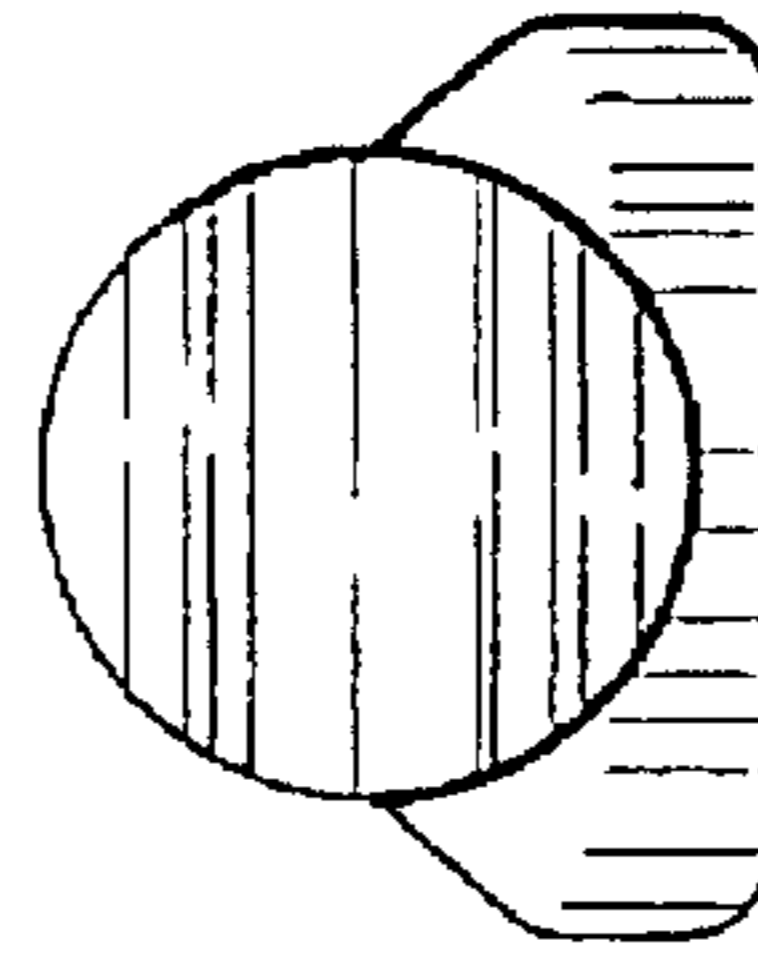


FIG. 5

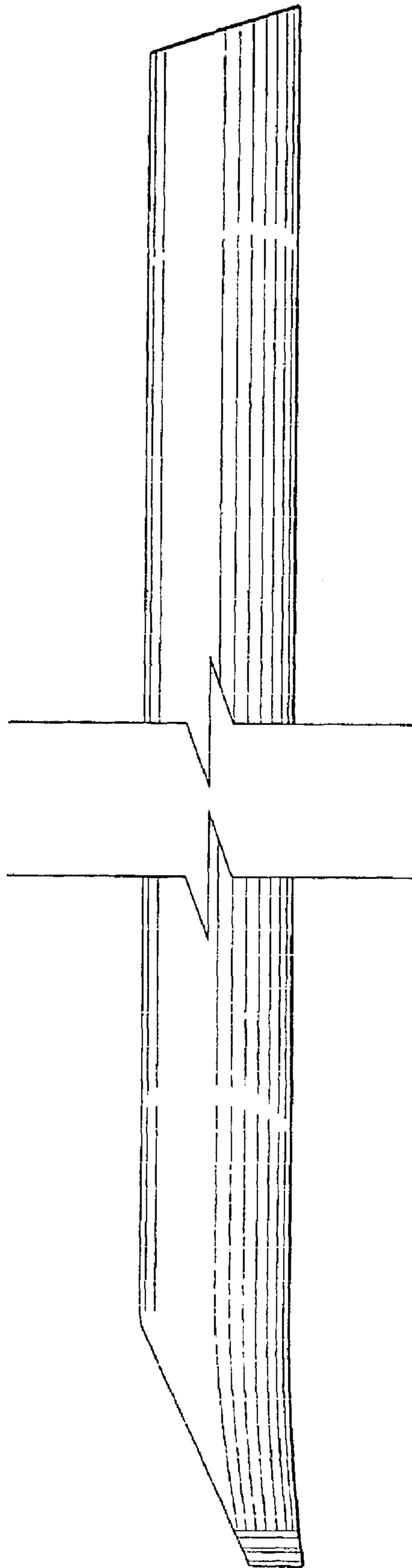


FIG. 6