

US00D496970S1

(12) **United States Design Patent**
Weiser

(10) **Patent No.:** **US D496,970 S**

(45) **Date of Patent:** **** Oct. 5, 2004**

- (54) **OWL WITH PROP TAIL**
- (75) **Inventor:** **Margaret Weiser**, Tarzana, CA (US)
- (73) **Assignee:** **Exhart Environmental Systems, Inc.**,
Chatsworth, CA (US)
- (**) **Term:** **14 Years**
- (21) **Appl. No.:** **29/194,100**
- (22) **Filed:** **Nov. 18, 2003**
- (51) **LOC (7) Cl.** **21-01**
- (52) **U.S. Cl.** **D21/606; D11/162**
- (58) **Field of Search** D11/149, 158,
D11/162; D21/458, 606-608; D22/125;
446/35, 97-98, 199, 218, 268, 369

D213,013 S	12/1968	Klingberg	46/53
4,031,656 A	6/1977	Kupperman et al.	46/53
4,863,413 A	9/1989	Schwarz	446/34
5,085,075 A	2/1992	Baker	73/188
D366,451 S	* 1/1996	Farstad	D11/162
5,551,923 A	9/1996	Worzella	472/137
D384,598 S	10/1997	Park	D11/162
D394,463 S	5/1998	Filho	D21/93
D402,231 S	12/1998	Mumford	D11/117
6,206,747 B1	3/2001	Skwarek	446/217
D463,511 S	* 9/2002	Weiser et al.	D21/606
D463,512 S	* 9/2002	Weiser et al.	D21/608
D465,249 S	11/2002	Weiser et al.	D21/606
6,475,056 B1	11/2002	Christianson	446/201
D480,118 S	* 9/2003	Nakase	D21/606

* cited by examiner

Primary Examiner—Sandra L. Morris
(74) *Attorney, Agent, or Firm*—Cislo & Thomas LLP

(56) **References Cited**

U.S. PATENT DOCUMENTS

278,461 A	5/1883	Screven	46/53
1,538,562 A	5/1925	Koshalko	46/53
D75,871 S	7/1928	Reek	46/53
D75,908 S	7/1928	Fridolph et al.	46/53
1,814,314 A	7/1931	Kane et al.	46/53
1,940,490 A	12/1933	Frazier	46/53
D142,968 S	11/1945	Royals	46/53
D148,263 S	12/1947	Wagner	46/53
2,729,022 A	1/1956	Polk	46/53
D185,075 S	5/1959	Erenhouse	46/53
D191,115 S	* 8/1961	Okamoto	D21/606
D196,183 S	* 9/1963	Lee	D21/606
3,220,253 A	11/1965	Parker	46/53
3,290,817 A	12/1966	Kravath	46/53

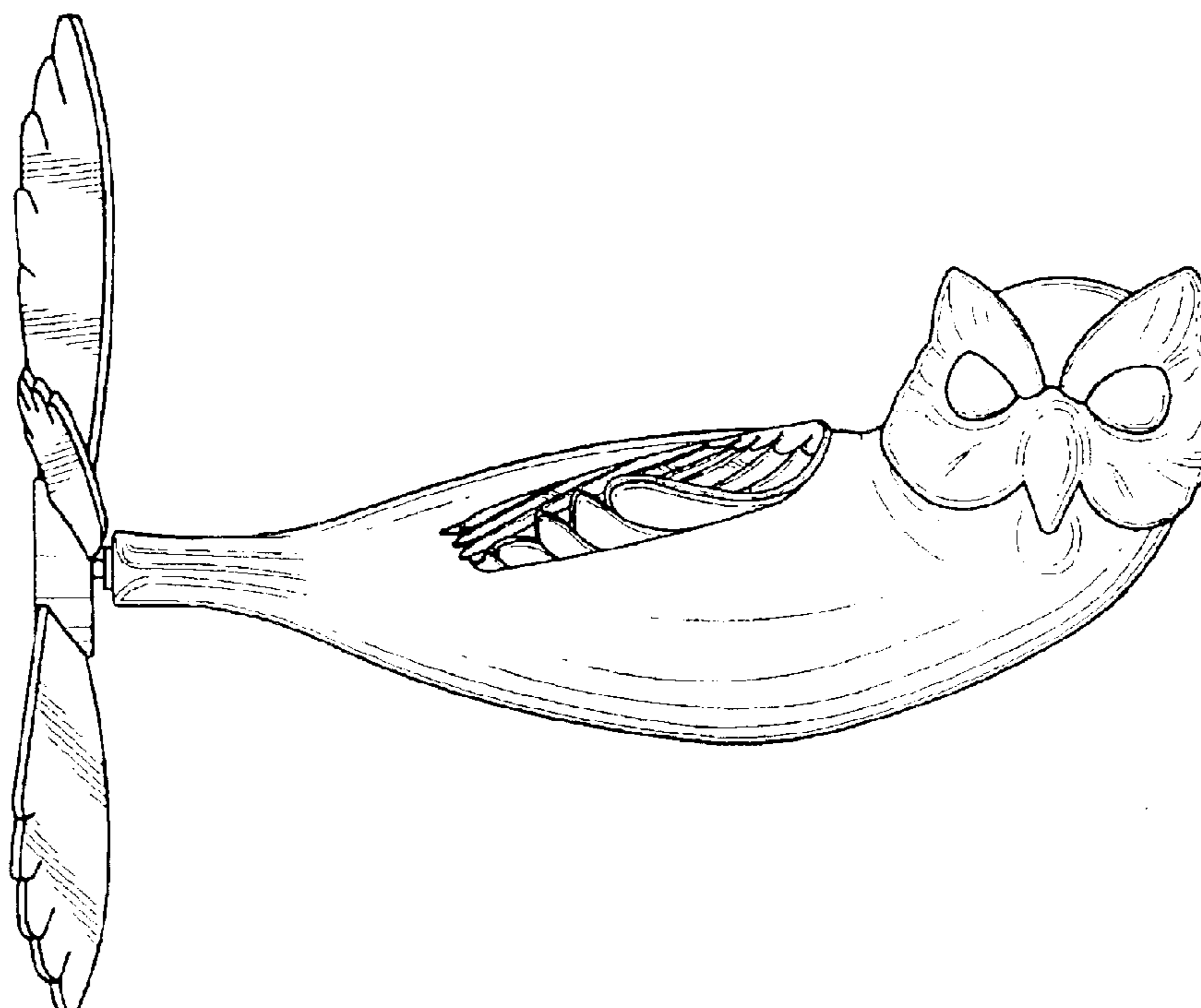
(57) **CLAIM**

The ornamental design for an owl with prop tail, as shown and described herein.

DESCRIPTION

- FIG. 1. Is a left side elevational view of my owl with prop tail;
- FIG. 2. Is a right side elevational view thereof;
- FIG. 3. Is a top plan view thereof;
- FIG. 4. Is a bottom plan view thereof;
- FIG. 5. Is a front elevational view thereof; and,
- FIG. 6. Is a rear elevational view thereof.

1 Claim, 4 Drawing Sheets



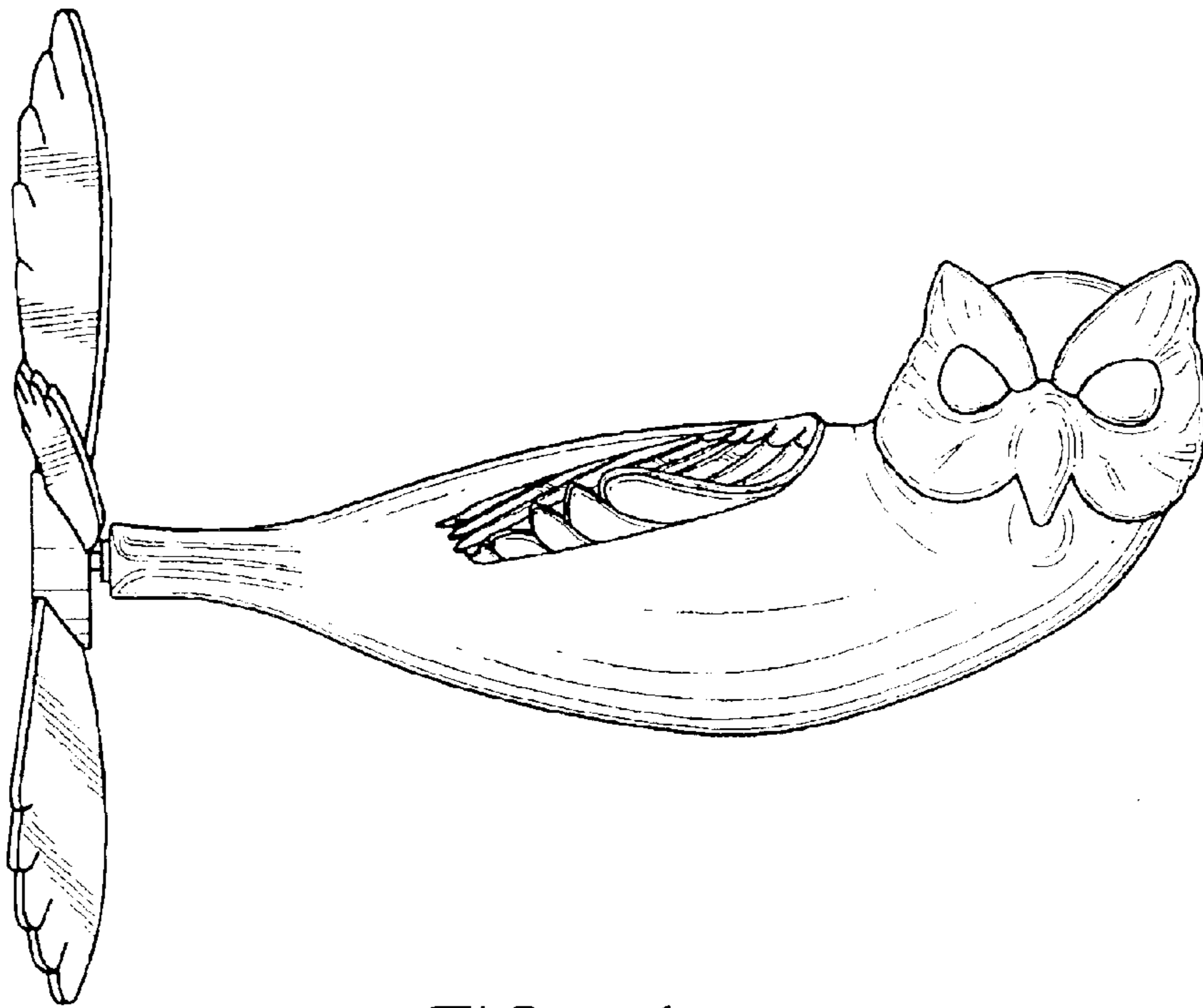


FIG. 1

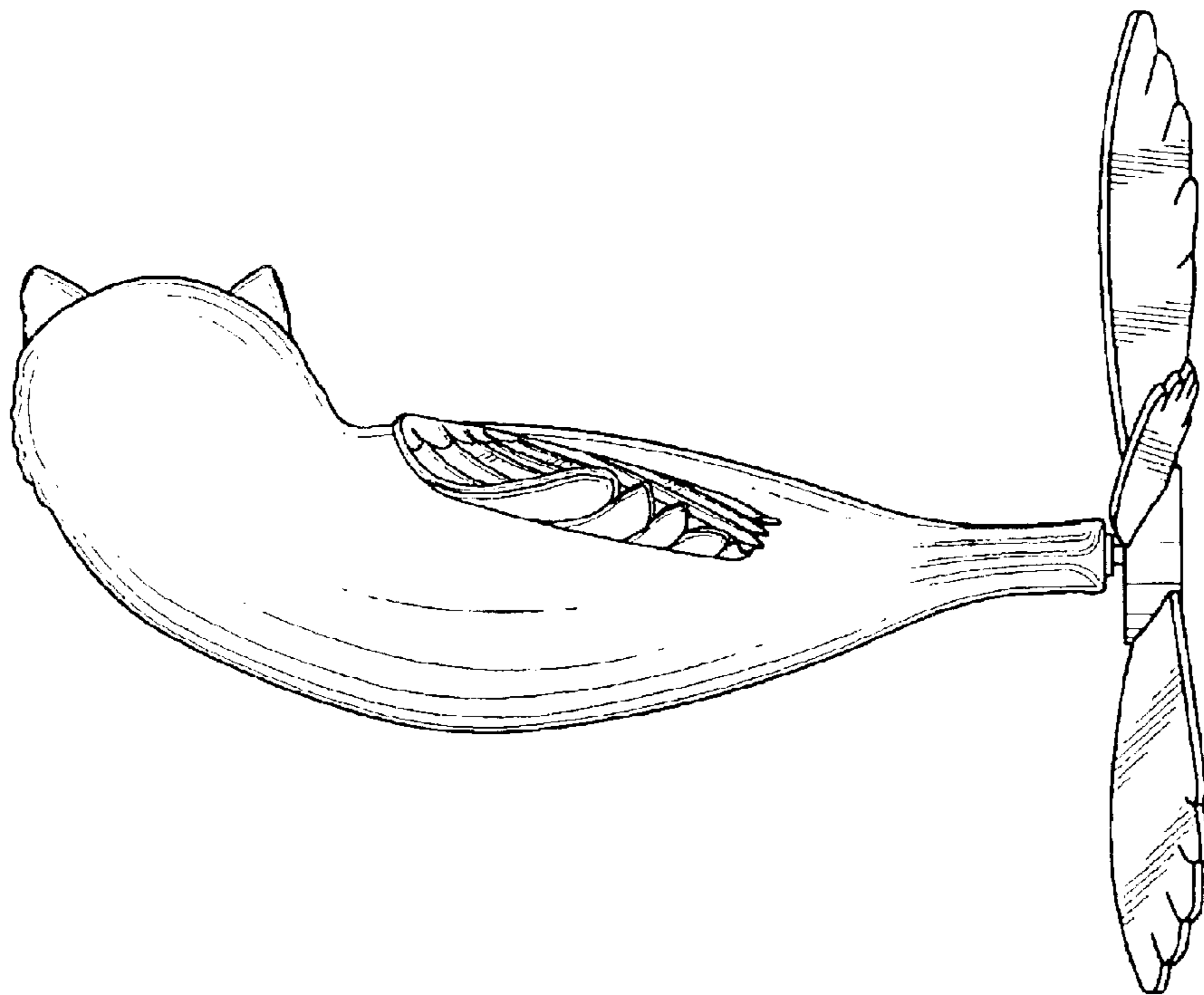


FIG. 2

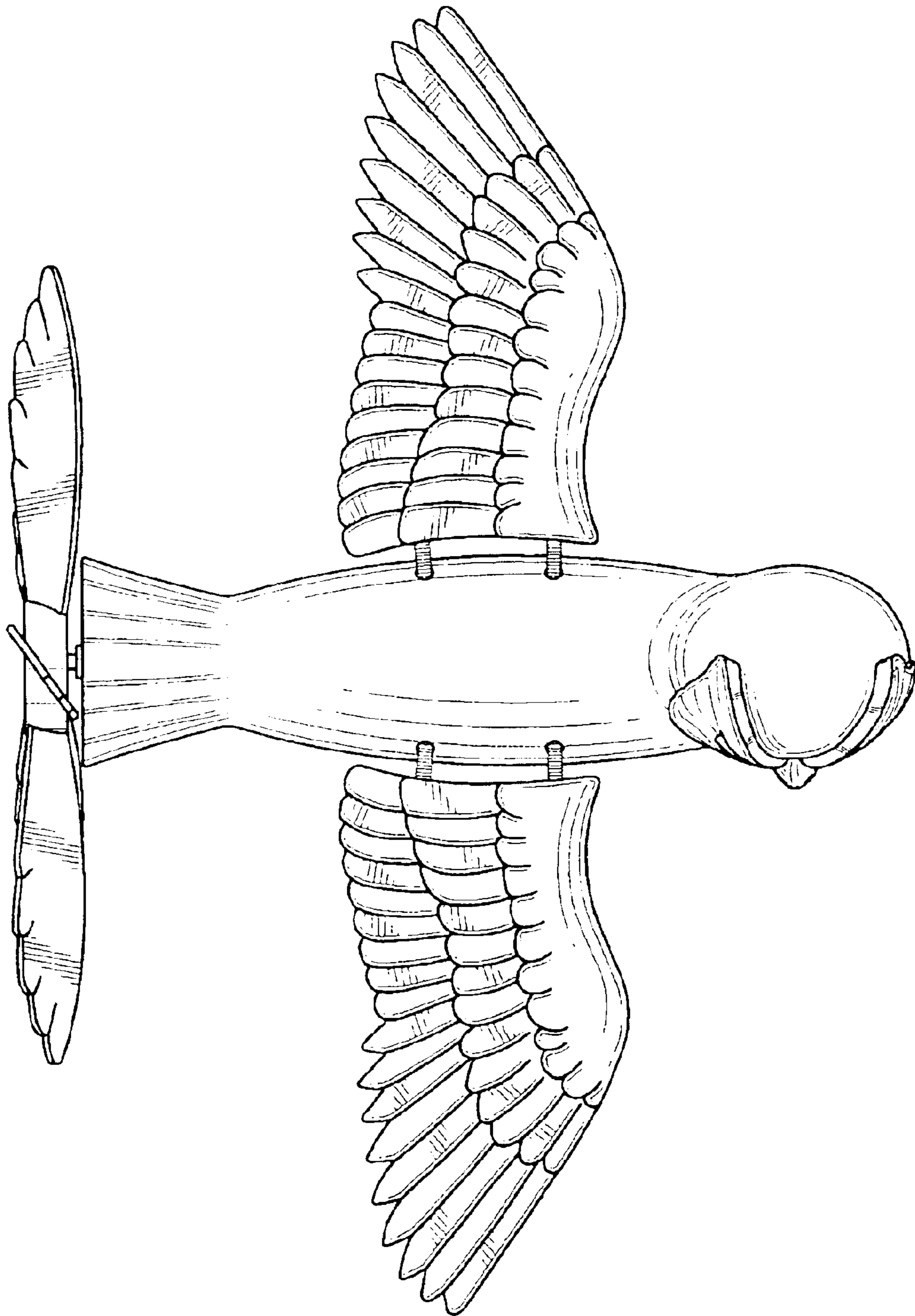


FIG. 3

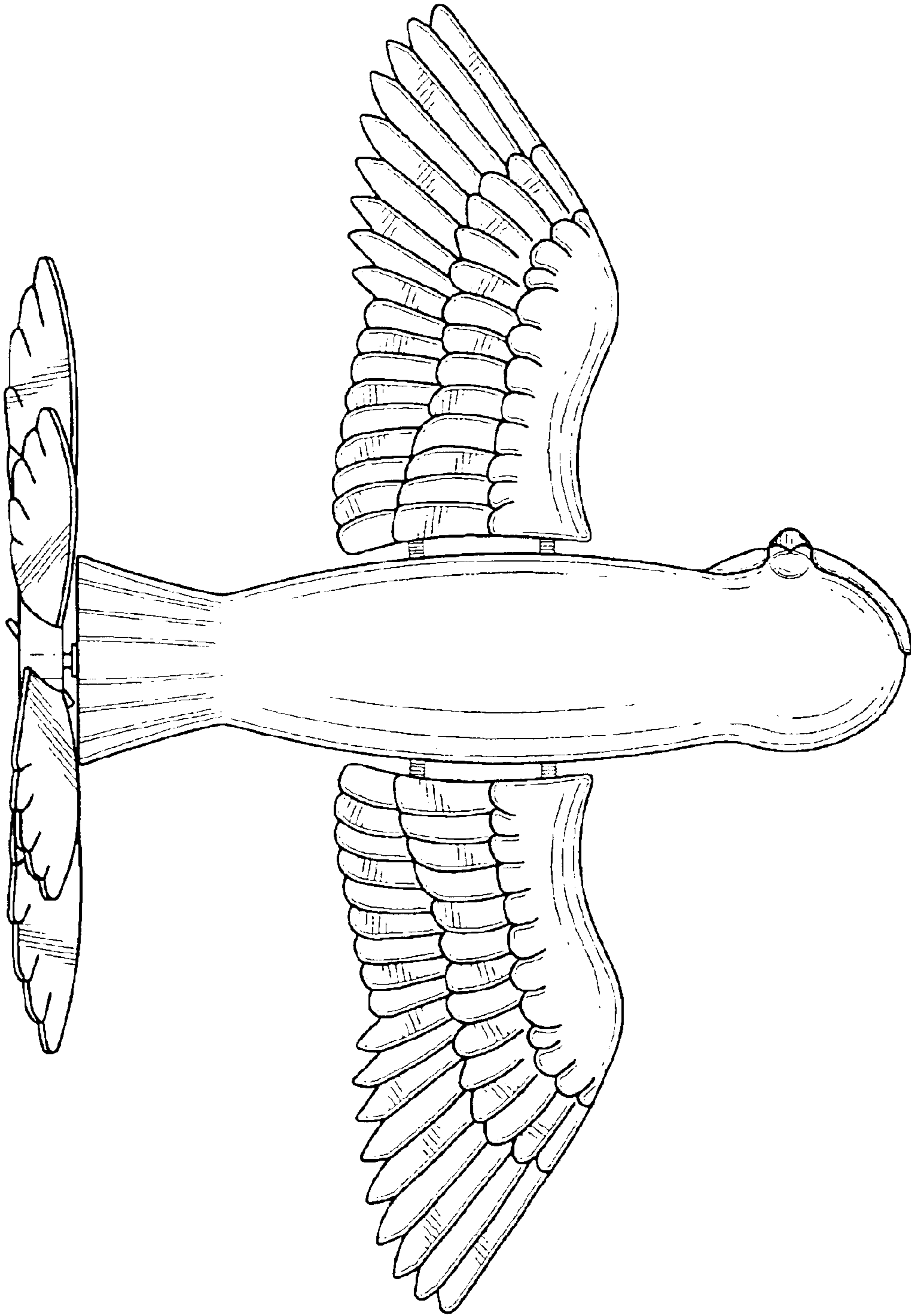


FIG. 4




FIG. 5




FIG. 6