

US00D496966S1

(12) **United States Design Patent**  
**Ulrich**

(10) **Patent No.:** **US D496,966 S**  
(45) **Date of Patent:** **\*\* Oct. 5, 2004**

- (54) **OVERHEAD SIGN**
- (75) Inventor: **Karen Jean Ulrich**, Eagan, MN (US)
- (73) Assignee: **Target Brands, Inc.**, Minneapolis, MN (US)
- (\*\*) Term: **14 Years**
- (21) Appl. No.: **29/195,301**
- (22) Filed: **Dec. 9, 2003**
- (51) **LOC (7) Cl.** ..... **20-03**
- (52) **U.S. Cl.** ..... **D20/42**
- (58) **Field of Search** ..... D20/10, 12-15, D20/17-19, 21, 39-99; D26/26-38; 40/570, 572, 574-5, 578, 541, 564; 362/334-5, 340, 347, 811-812, 326, 330

- D431,838 S \* 10/2000 Ragot ..... D20/10
- D449,654 S \* 10/2001 Petersen et al. .... D20/39
- D450,774 S \* 11/2001 Whittier et al. .... D20/10
- D454,372 S \* 3/2002 Whittier et al. .... D20/10
- D485,580 S \* 1/2004 Bacchi et al. .... D20/10

\* cited by examiner

*Primary Examiner*—Robert M. Spear  
(74) *Attorney, Agent, or Firm*—Faegre & Benson, LLP

(57) **CLAIM**

The ornamental design for an overhead sign, as shown and described.

**DESCRIPTION**


FIG. 1 is a view in perspective of an overhead sign.  
FIG. 2 is a front plan view of the overhead sign of FIG. 1.  
FIG. 3 is a top end view of the overhead sign of FIG. 1.  
FIG. 4 is a bottom end view of the overhead sign of FIG. 1.  
FIG. 5 is a side end view of either side of the overhead sign of FIG. 1; and,  
FIG. 6 is a view in perspective of the overhead sign of FIG. 1 including lettering in broken line for illustrative purposes only and forming no part of the claimed design.

(56) **References Cited**

**U.S. PATENT DOCUMENTS**

- D204,727 S \* 5/1966 Diehl ..... D20/10
- D330,919 S \* 11/1992 Von Canal ..... D20/10
- D355,222 S \* 2/1995 Marshall et al. .... D20/41
- D388,126 S \* 12/1997 Rath ..... D20/42
- D425,938 S \* 5/2000 Skog ..... D20/41

**1 Claim, 5 Drawing Sheets**



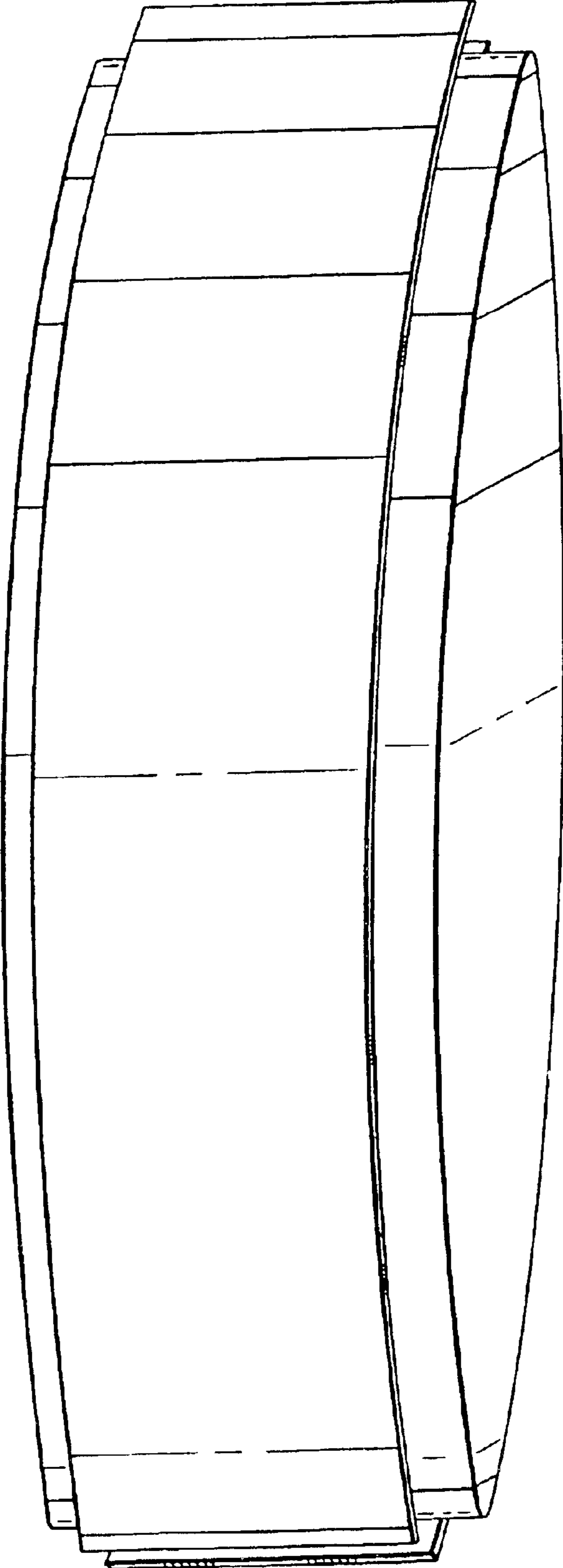


Fig. 1

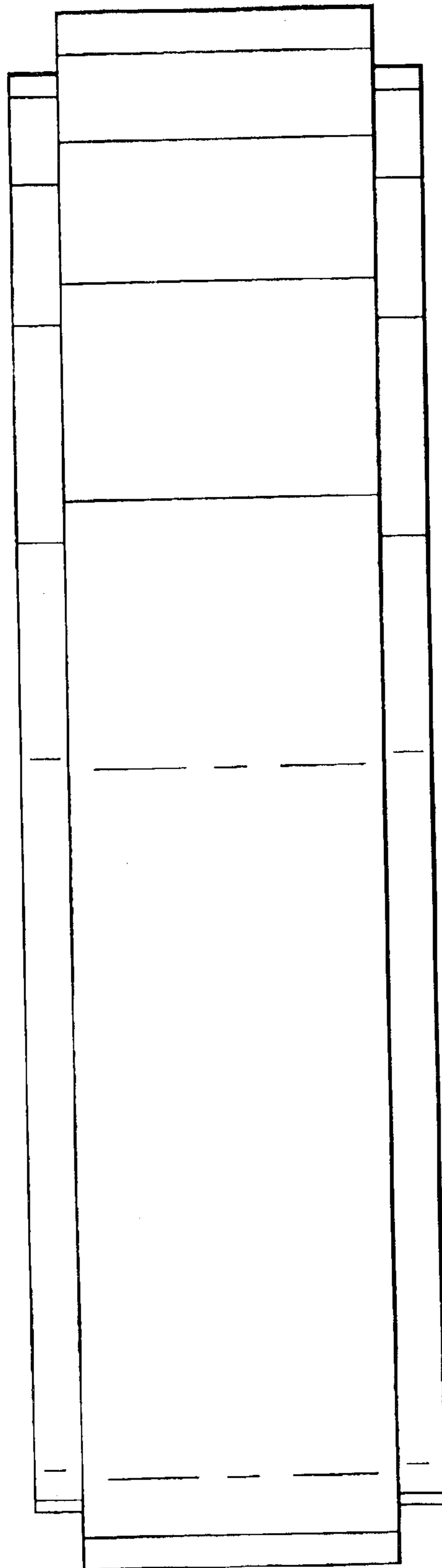


Fig. 2




Fig. 3




Fig. 4

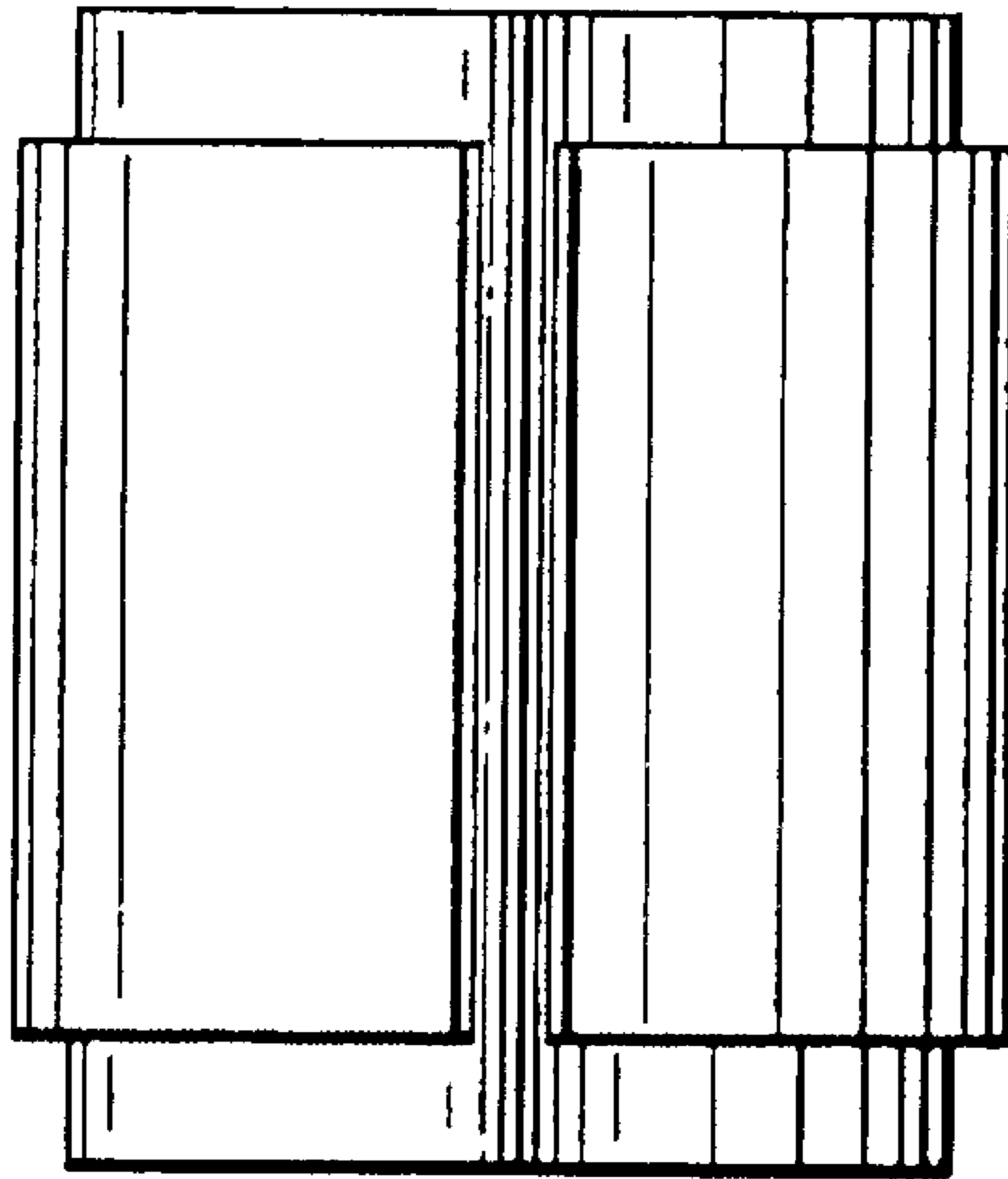


Fig. 5




Fig. 6