

US00D496964S1

(12) **United States Design Patent** (10) **Patent No.:** **US D496,964 S**
Thompson et al. (45) **Date of Patent:** **** Oct. 5, 2004**

(54) **SHEET DISPENSER** 5,518,144 A * 5/1996 Samuelson et al. 221/33
 5,755,356 A 5/1998 Bastiaens et al.
 5,769,270 A 6/1998 Fujisawa et al.
 (75) Inventors: **Craig D. Thompson**, Inver Grove Heights, MN (US); **Timothy J. O'Leary**, White Bear Lake, MN (US) D396,247 S * 7/1998 Carlson et al. D19/95 X
 D396,492 S * 7/1998 Carlson et al. D19/86
 5,794,815 A 8/1998 Carlson et al.
 5,798,159 A 8/1998 Callahan, Jr. et al.
 5,939,161 A 8/1999 Callahan, Jr. et al.
 5,964,375 A 10/1999 Carlson et al.
 (73) Assignee: **3M Innovative Properties Company**, Saint Paul, MN (US) D419,601 S * 1/2000 Windorski D19/86
 D428,926 S * 8/2000 Windorski D19/92 X
 6,102,247 A 8/2000 Crawford
 6,238,510 B1 5/2001 Callahan, Jr. et al.
 (**) Term: **14 Years** 6,543,642 B1 * 4/2003 Milliorn 221/46
 (21) Appl. No.: **29/185,125**
 (22) Filed: **Jun. 23, 2003**

(51) **LOC (7) Cl.** **19-02**
 (52) **U.S. Cl.** **D19/86; D6/518**
 (58) **Field of Search** D6/515, 518; D19/65, D19/67-69, 75, 76, 78, 86, 91, 92, 95, 99, 100; 206/215, 557; 211/11, 10, 13.1; 221/35, 36, 33, 47-49, 51, 52, 56, 61, 63, 181, 185, 197, 281, 282

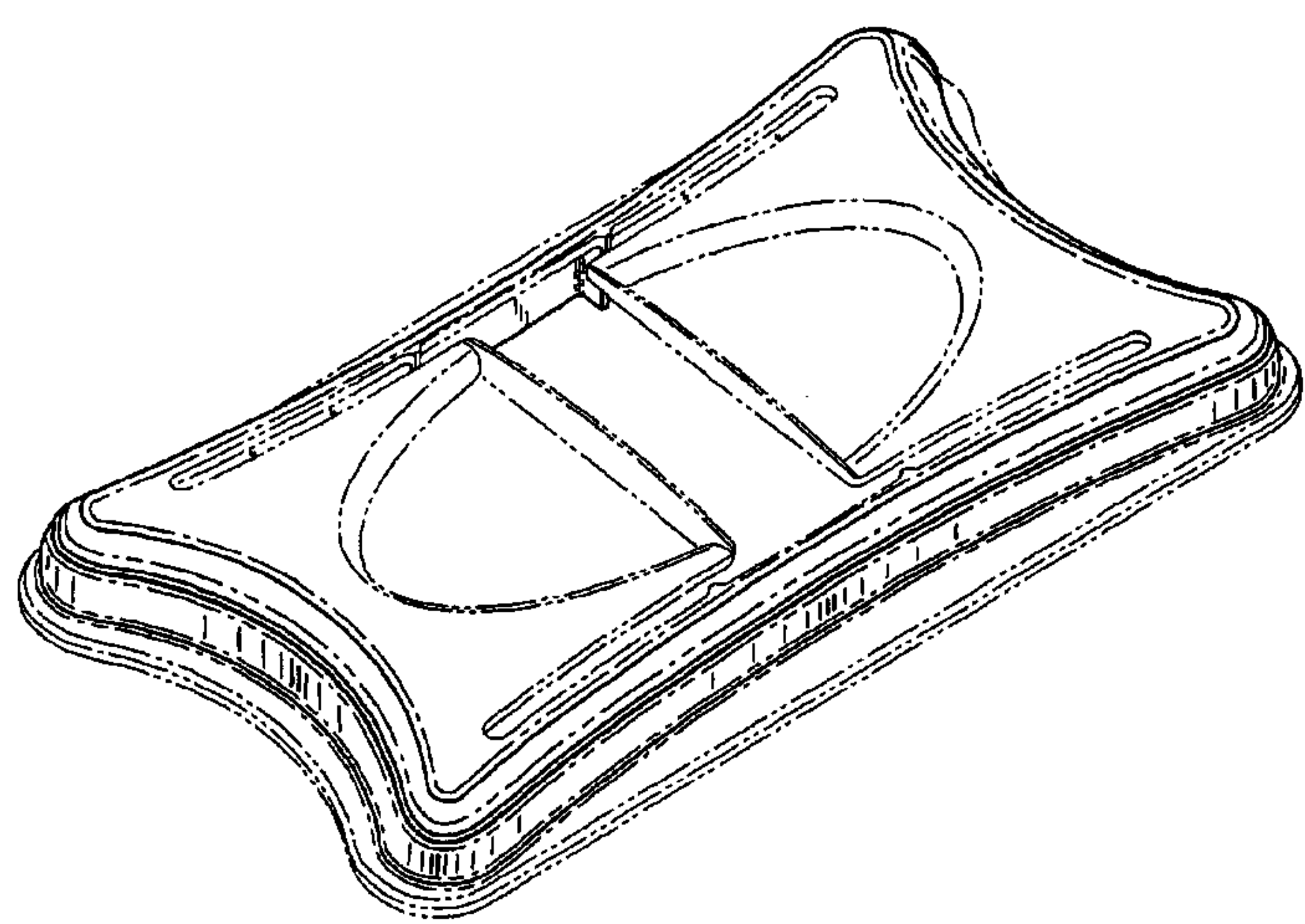
(56) **References Cited**
U.S. PATENT DOCUMENTS
 D202,920 S * 11/1965 Muesing D6/518
 D238,469 S * 1/1976 Landau D6/518
 4,586,629 A 5/1986 Loder
 4,586,630 A 5/1986 Loder
 4,586,631 A 5/1986 Loder
 4,653,666 A 3/1987 Mertens
 4,770,320 A 9/1988 Miles et al.
 D306,462 S * 3/1990 Miles et al. D19/86
 4,907,825 A 3/1990 Miles et al.
 5,086,946 A 2/1992 Blackwell et al.
 5,165,570 A * 11/1992 Windorski et al. 221/46
 5,167,346 A * 12/1992 Bodziak 221/63
 5,299,712 A 4/1994 Carlson et al.
 D348,484 S 7/1994 Blackwell et al.
 D348,690 S 7/1994 Samuelson
 5,358,141 A 10/1994 Carlson et al.
 D357,938 S * 5/1995 Wolff D19/86
 D368,933 S * 4/1996 Wilson et al. D19/86

OTHER PUBLICATIONS
 Photos (p. 1 & 2) of exemplary Mustang sheet dispenser of the type sold by 3M Company prior to Jun. 23, 2002.
 * cited by examiner
Primary Examiner—Maartie K. Holtje
 (74) *Attorney, Agent, or Firm*—George W. Jonas

(57) **CLAIM**
 The ornamental design for a sheet dispenser, as shown and described.

DESCRIPTION
 FIG. 1 is a perspective view of a sheet dispenser showing our new design;
 FIG. 2 is a top plan view;
 FIG. 3 is a front elevational view, the rear view being identical thereto;
 FIG. 4 is a side elevational view, the opposite side being identical thereto; and,
 FIG. 5 is a bottom plan view thereof.
 The structure depicted by means of broken lines has been shown for illustrative purposes only and forms no part of the claimed design.

1 Claim, 3 Drawing Sheets



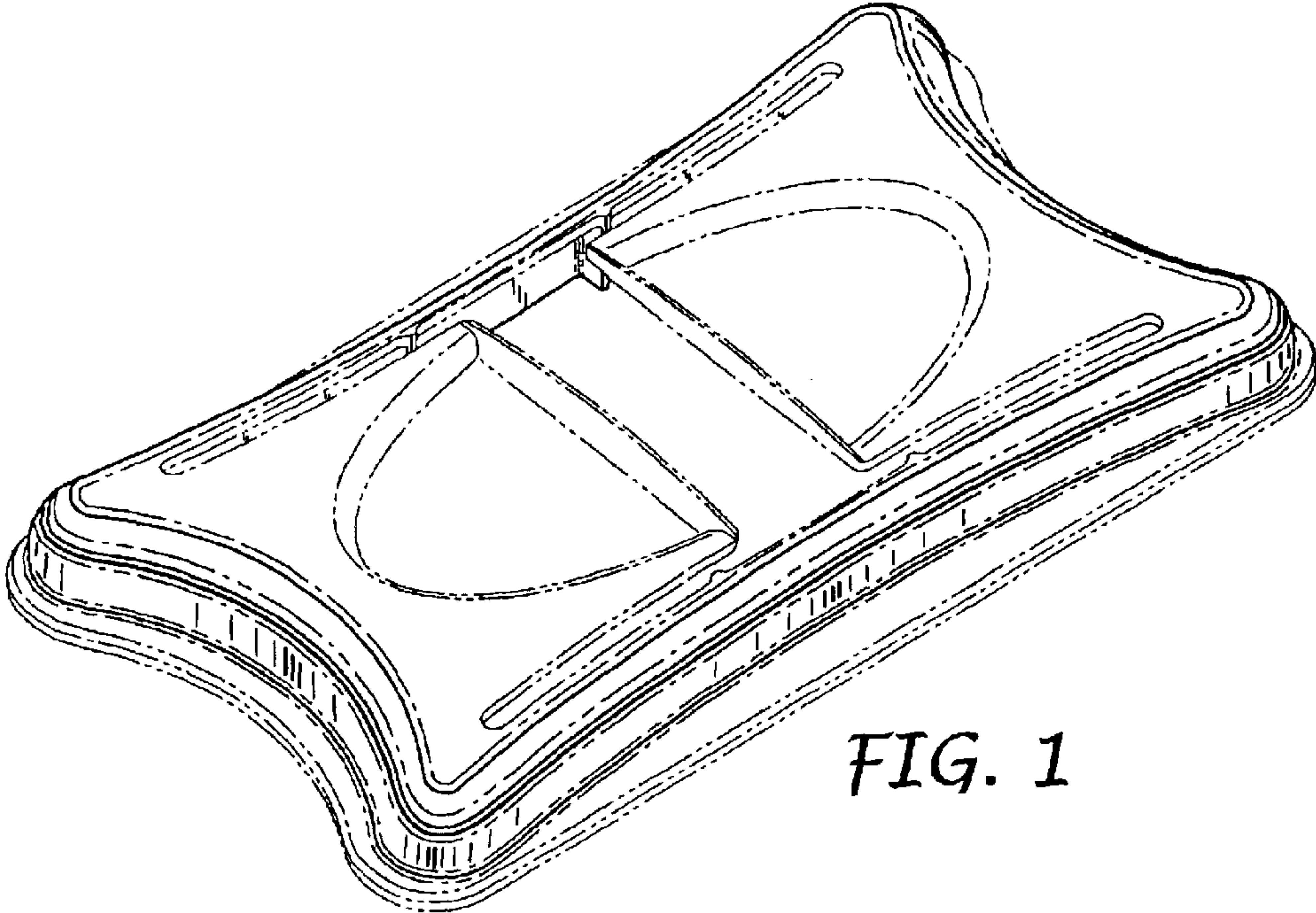


FIG. 1

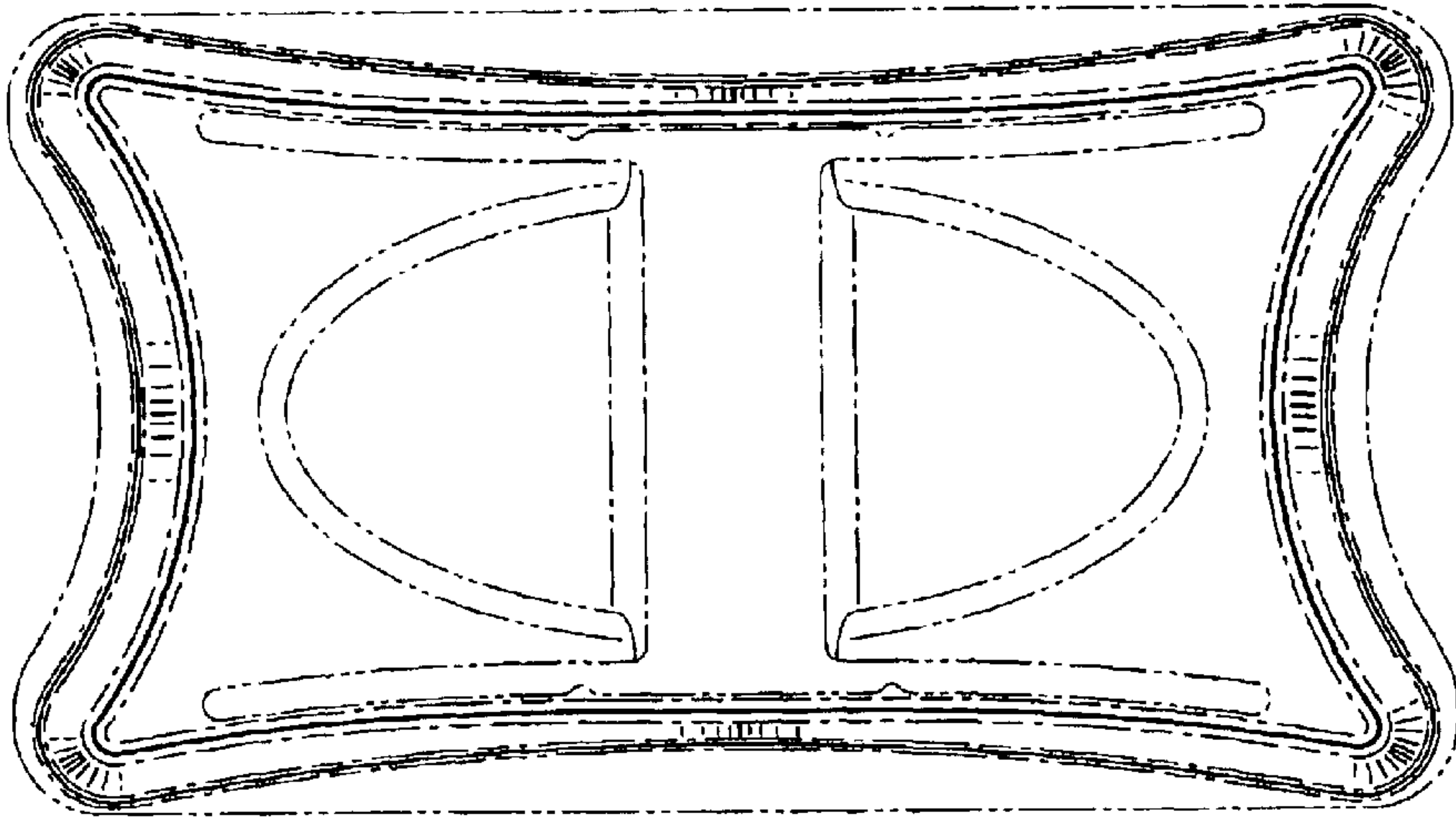


FIG. 2

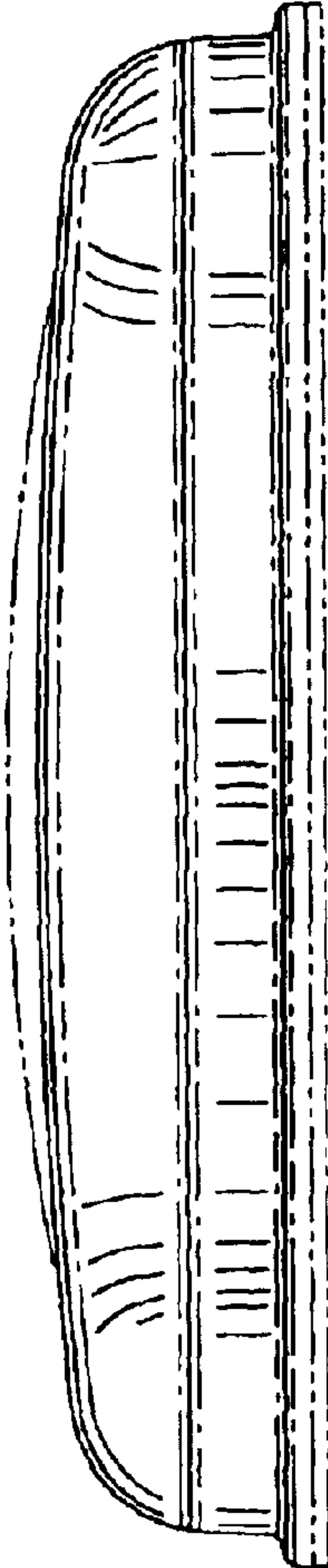


FIG. 3

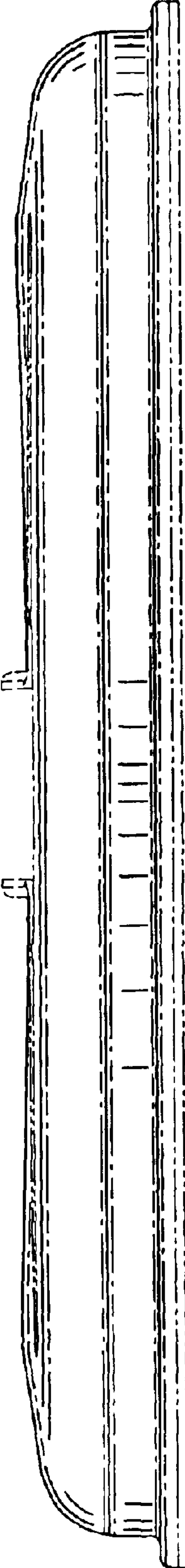


FIG. 4




FIG. 5