

US00D496963S1

(12) **United States Design Patent**
Losel

(10) **Patent No.:** **US D496,963 S**
(45) **Date of Patent:** **** Oct. 5, 2004**

(54) **BALL POINT PEN**

(75) **Inventor:** **Helmut Losel**, Brensbach (DE)

(73) **Assignee:** **Jacob Ritter GmbH**, Brensbach (DE)

(**) **Term:** **14 Years**

(21) **Appl. No.:** **29/196,340**

(22) **Filed:** **Dec. 23, 2003**

(30) **Foreign Application Priority Data**

Jul. 5, 2003 (DE) 4 03 04 549

(51) **LOC (7) Cl.** **19-06**

(52) **U.S. Cl.** **D19/49; D19/55; D19/56**

(58) **Field of Search** D19/35, 36, 41-51,
D19/53-58, 81-85; 401/6, 7, 88, 99, 100-103,
104-107, 108-117, 209; 24/10 R, 11 R,
11 P, 11 PP, 11 HC

(56) **References Cited**

U.S. PATENT DOCUMENTS

D108,111 S * 1/1938 Trolen D19/49

D218,862 S * 9/1970 Sherman D19/49
D356,598 S * 3/1995 Thompson et al. D19/49
D441,018 S * 4/2001 Droege D19/51
D482,071 S * 11/2003 Kennedy et al. D19/55
D489,089 S * 4/2004 Losel D19/48

* cited by examiner

Primary Examiner—Martie K. Holtje

(74) *Attorney, Agent, or Firm*—Smith, Gambrell & Russell,
LLP

(57) **CLAIM**

The ornamental design for a ball point pen, as shown and described.

DESCRIPTION

FIG. 1 is a front elevational view of a ball point pen of the present invention;

FIG. 2 is a rear elevational view thereof;

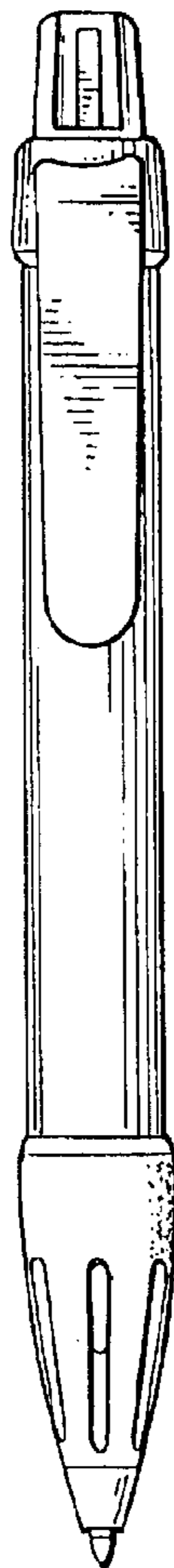
FIG. 3 is a left side elevational view thereof;

FIG. 4 is a right side elevational view thereof;

FIG. 5 is a top plan view thereof; and,

FIG. 6 is a bottom plan view thereof.

1 Claim, 1 Drawing Sheet



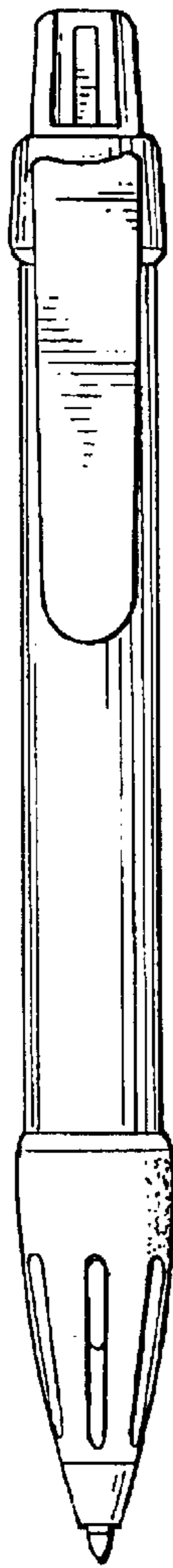


Fig. - 1

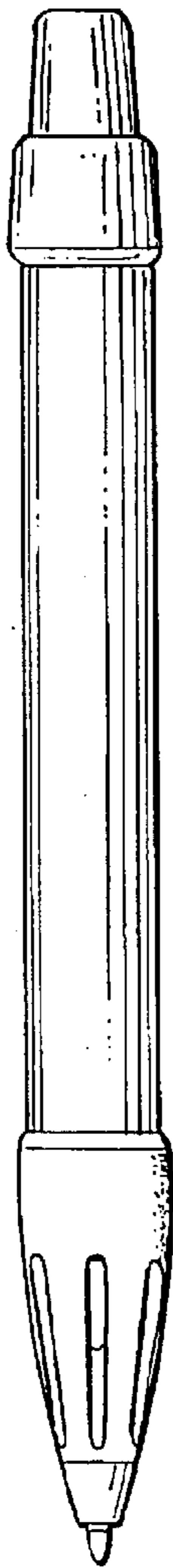


Fig. - 2

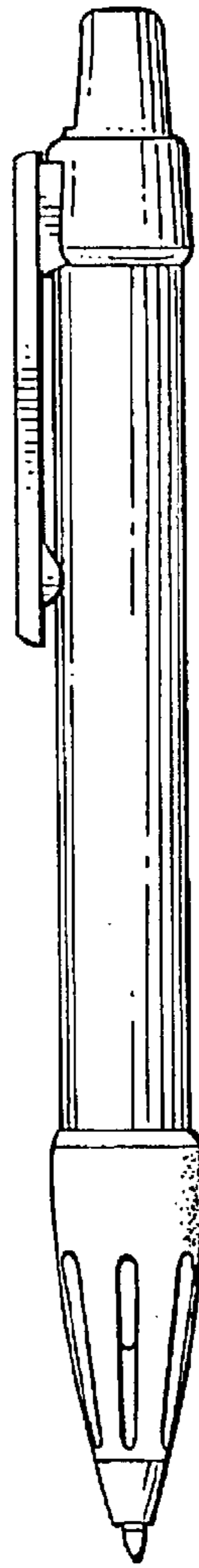


Fig. - 3

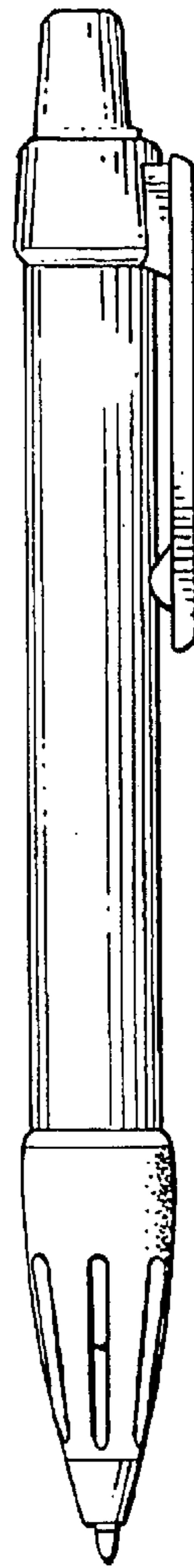


Fig. - 4



Fig. - 5




Fig. - 6