



US00D496962S1

(12) **United States Design Patent**
Bonnamour

(10) **Patent No.:** **US D496,962 S**
(45) **Date of Patent:** **** Oct. 5, 2004**

(54) **BALL-POINT PEN**

(75) **Inventor:** **Juliette Bonnamour, Paris (FR)**

(73) **Assignee:** **Kabushiki Kaisha Pilot, Tokyo (JP)**

(**) **Term:** **14 Years**

(21) **Appl. No.:** **29/185,211**

(22) **Filed:** **Jun. 25, 2003**

(30) **Foreign Application Priority Data**

Dec. 26, 2002 (JP) 2002-036038

(51) **LOC (7) Cl.** **19-06**

(52) **U.S. Cl.** **D19/48; D19/51; D19/56**

(58) **Field of Search** D19/35, 36, 41-51,
D19/53-58, 81-85; 401/6, 7, 88, 99-102,
103-106, 107-110, 111-117, 209; 24/10 R,
11 R, 11 P, 11 PP, 11 HC, 11 F

(56) **References Cited**

U.S. PATENT DOCUMENTS

D382,016 S * 8/1997 Takahashi D19/51
D401,967 S * 12/1998 Tam D19/36
D427,241 S * 6/2000 Izushima D19/55

D444,172 S * 6/2001 Izushima D19/48
6,273,626 B1 * 8/2001 Yazawa 401/6
D457,917 S * 5/2002 Traut et al. D19/51
D472,575 S * 4/2003 Middleton et al. D19/43
D472,577 S * 4/2003 Sakuno et al. D19/51
D482,067 S * 11/2003 Yang D19/50

* cited by examiner

Primary Examiner—Martie K. Holtje

(74) *Attorney, Agent, or Firm*—Sughrue Mion, PLLC

(57) **CLAIM**

The ornamental design for a ball-point pen, as shown and described.

DESCRIPTION

FIG. 1 is a perspective view of the top, front and right side of a ball-point pen showing my new design; FIG. 2 is a front elevational view thereof; FIG. 3 is a rear elevational view thereof; FIG. 4 is a right side elevational view thereof; FIG. 5 is a top plan view thereof; FIG. 6 is a bottom plan view thereof; and, FIG. 7 is a view similar to FIG. 2 with the ball-point extended.

1 Claim, 2 Drawing Sheets



FIG. 1

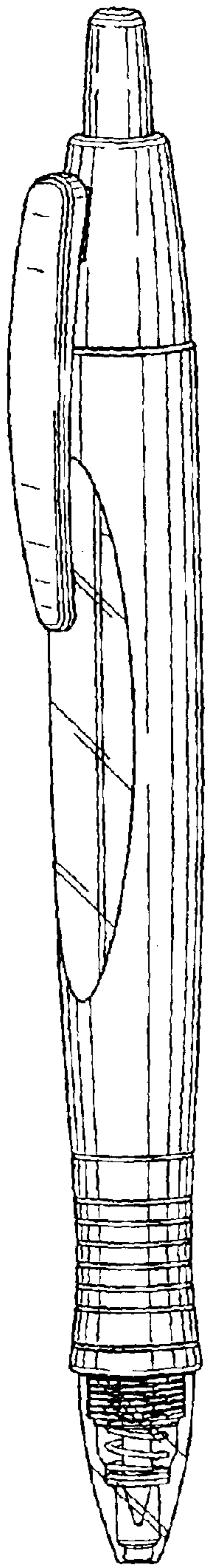


FIG. 2



FIG. 3

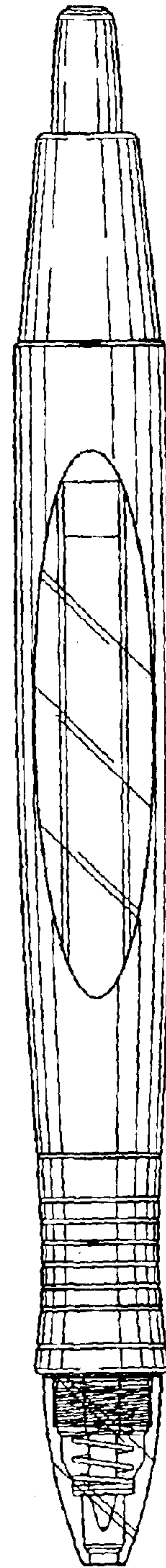


FIG. 4



FIG. 5

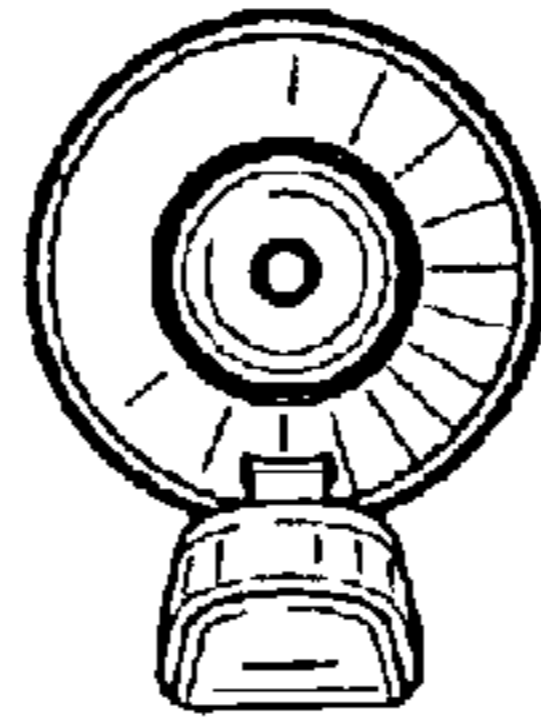


FIG. 7




FIG. 6

