

(12) **United States Design Patent** (10) **Patent No.:** **US D496,960 S**
Palmieri et al. (45) **Date of Patent:** **** Oct. 5, 2004**

(54) **BIBLE MARKER**

(76) Inventors: **Herman D. Palmieri**, 1532 Eben St.,
Pittsburgh, PA (US) 15226; **Armando**
Palmieri, 1532 Eben St., Pittsburgh, PA
(US) 15226

(**) Term: **14 Years**

(21) Appl. No.: **29/173,388**

(22) Filed: **Dec. 26, 2002**

(51) **LOC (7) Cl.** **19-04**

(52) **U.S. Cl.** **D19/34; D19/2**

(58) **Field of Search** D19/1, 2, 4, 6,
D19/26, 27, 33, 34, 99, 100; D20/22, 27;
281/42, 45, 51; 283/36, 56, 38; 40/374;
229/74; 116/234, 235, 236, 237, 238, 239,
240

(56) **References Cited**

U.S. PATENT DOCUMENTS

916,561	A	*	3/1909	Kahn	116/234	X
D135,551	S	*	4/1943	Scott	D19/34	
D142,500	S	*	10/1945	Scott	D19/34	
D159,974	S	*	9/1950	Garrett	D19/6	
3,295,867	A	*	1/1967	Stein	D19/34	X
3,372,858	A	*	3/1968	Brody	229/74	
3,473,827	A	*	10/1969	Leadbetter	283/36	
3,583,358	A	*	6/1971	Hanson, Jr.	116/235	
3,958,816	A	*	5/1976	Remmey, III	283/38	
4,569,538	A	*	2/1986	Kurschner	281/42	
6,095,565	A	*	8/2000	Kramer	281/42	
6,390,015	B1	*	5/2002	Germano	116/235	
6,526,906	B1	*	3/2003	Hollander et al.	116/234	

* cited by examiner

Primary Examiner—Martie K. Holtje

(74) *Attorney, Agent, or Firm*—Clifford A. Poff

(57) **CLAIM**

The ornament design for a Bible marker, as shown and described.

DESCRIPTION

FIG. 1 is a front elevational view of the Bible marker

showing the new design;

FIG. 2 is a right side view thereof;

FIG. 3 is a left side thereof;

FIG. 4 is a top plan view thereof, the bottom plan view is identical;

FIG. 5 is a front elevational view of a holder for Bible marking strips forming part of the Bible marker shown in FIG. 1;

FIG. 6 is a right side view of the holder shown in FIG. 5;

FIG. 7 is a left side view of the holder shown in FIG. 5;

FIG. 8 is a top plan view of the holder shown in FIG. 5, the bottom plan view is identical;

FIG. 9 is a rear elevational view of a holder for Bible marking strips forming part of the Bible marker shown in FIG. 1;

FIG. 10 is a front elevational view of a first Bible marking strip forming part of the Bible marker as shown in FIG. 1;

FIG. 11 is a right side elevational view of the Bible marking strip as shown in FIG. 10;

FIG. 12 is a top plan view of the Bible marking strip as shown in FIG. 10, the bottom plan view is identical;

FIG. 13 is a front elevational view of a second Bible marking strip forming part of the Bible marker as shown in FIG. 1;

FIG. 14 is a right side elevational view of the Bible marking strip as shown in FIG. 13;

FIG. 15 is a front elevational view of a third Bible marking strip forming part of the Bible marker as shown in FIG. 1;

FIG. 16 is a right side elevational view of the Bible marking strip as shown in FIG. 15;

FIG. 17 is a front elevational view of a fourth Bible marking strip forming part of the Bible marker as shown in FIG. 1;

FIG. 18 is a right side elevational view of the Bible marking strip as shown in FIG. 17;

FIG. 19 is a front elevational view of a fifth Bible marking strip forming part of the Bible marker as shown in FIG. 1;

FIG. 20 is a right side elevational view of the Bible marking strip as shown in FIG. 19;

FIG. 21 is a rear elevational view of a second embodiment of a holder for Bible marking strips forming part of the Bible marker shown in FIG. 1, the front elevational view is identical to FIG. 1;

FIG. 22 is a top plan view of the holder shown in FIG. 21, the bottom plan view is identical;

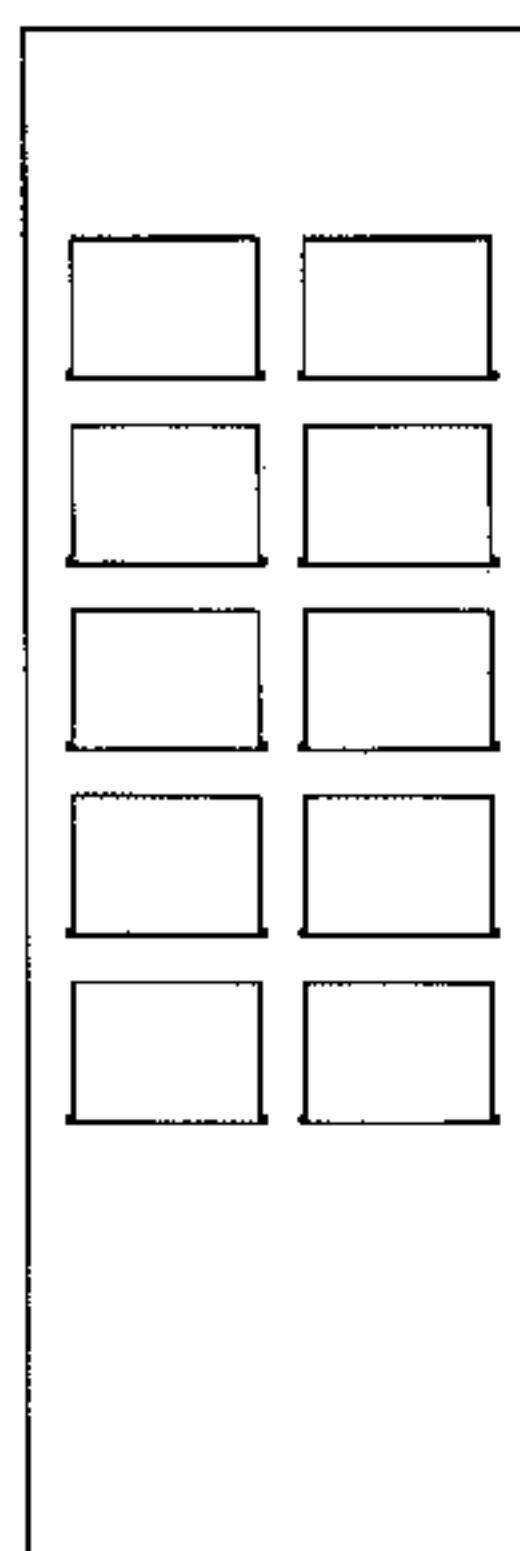


FIG. 23 is a left side view of the holder shown in FIG. 21, the right side view is identical to FIG. 6;

FIG. 24 is a rear elevational view of a third embodiment of a holder for Bible marking strips forming part of the Bible marker shown in FIG. 1, the front elevational view is identical to FIG. 1;

FIG. 25 is a top plan view of the holder shown in FIG. 24, the bottom plan view is identical;

FIG. 26 is a left side view of the holder shown in FIG. 24, the right side view is identical to FIG. 6;

FIG. 27 is a rear elevational view of a fourth embodiment of a holder for Bible marking strips forming part of the Bible marker shown in FIG. 1, the front elevational view is identical to FIG. 1;

FIG. 28 is a right side view of the holder shown in FIG. 27, the left side view is identical, and the top plan view and bottom plan view are identical to FIG. 8;

FIG. 29 is a rear elevational view of a fifth embodiment of a holder for Bible marking strips forming part of the Bible marker shown in FIG. 1, the front elevational view is identical to FIG. 1, and top plan view and the bottom plan view are the same as FIG. 22;

FIG. 30 is a right side view of the holder shown in FIG. 29, the left side view is identical, and the top plan view and bottom plan view are identical to FIG. 8;

FIG. 31 is a rear elevational view of a sixth embodiment of a holder for Bible marking strips forming part of the Bible marker shown in FIG. 1, the front elevational view is identical to FIG. 1;

FIG. 32 is a right side view of the holder shown in FIG. 31, the left side view is identical; and,

FIG. 33 is a top plan view of the holder shown in FIG. 31, the bottom plan view is identical.

The various views of the holder portions in FIGS. 5 through 9 and 21 through 33, and the Bible marking strips in FIGS. 10 through 20, have been shown separately for ease of illustration.

1 Claim, 10 Drawing Sheets



FIGURE 4

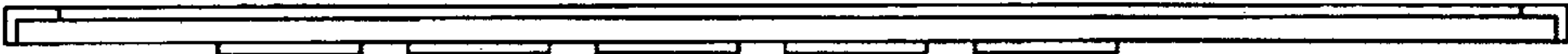
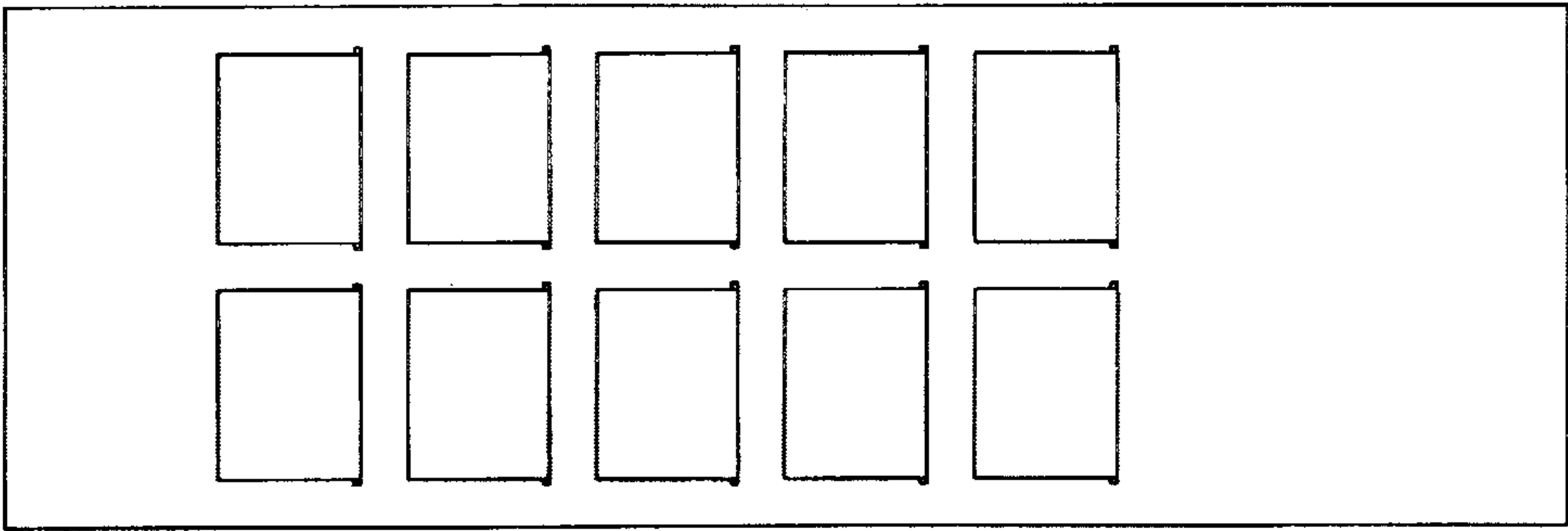


FIGURE 3 FIGURE 1 FIGURE 2



FIGURE 8

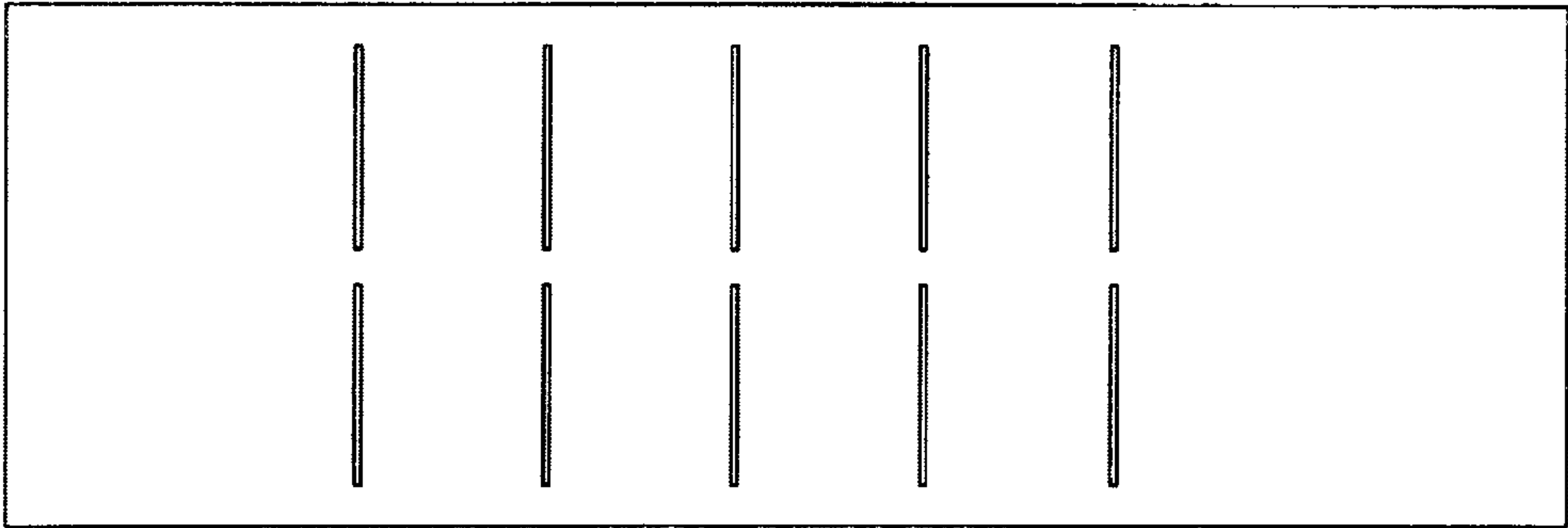


FIGURE 5



FIGURE 7




FIGURE 6




FIGURE 9



FIGURE 12




FIGURE 10



FIGURE 11



FIGURE 13




FIGURE 14



FIGURE 15




FIGURE 16




FIGURE 17

FIGURE 18




FIGURE 19

FIGURE 20



FIGURE 22




FIGURE 21




FIGURE 23



FIGURE 25




FIGURE 24




FIGURE 26




FIGURE 27

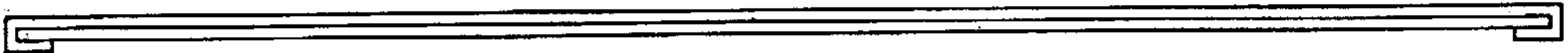


FIGURE 28




FIGURE 29




FIGURE 30



FIGURE 33




FIGURE 31




FIGURE 32