

US00D496957S1

(12) **United States Design Patent**
Bonnemere

(10) **Patent No.:** **US D496,957 S**

(45) **Date of Patent:** **** Oct. 5, 2004**

(54) **PROTECTIVE GOGGLES**

D478,926 S * 8/2003 Moritz et al. D16/312
D484,524 S * 12/2003 Wiedner D16/312

(75) **Inventor:** **Patrick Bonnemere, Lyons (FR)**

* cited by examiner

(73) **Assignee:** **CEBE (FR)**

Primary Examiner—Raphael Barkai

(**) **Term:** **14 Years**

(74) *Attorney, Agent, or Firm*—Parkhurst & Wendel, L.L.P.

(21) **Appl. No.:** **29/187,245**

(57) **CLAIM**

(22) **Filed:** **Jul. 30, 2003**

The ornamental design for protective goggles, as shown and described.

(30) **Foreign Application Priority Data**

DESCRIPTION

Feb. 17, 2003 (WO) DM/063 306

FIG. 1 is a photograph illustrating the design in a perspective view from the front, left corner;

(51) **LOC (7) Cl.** **16-06**

FIG. 2 is a photograph illustrating the design in a front view;

(52) **U.S. Cl.** **D16/312**

FIG. 3 is a photograph illustrating the design in a back view;

(58) **Field of Search** D16/101, 300–330;
D29/109–110; D24/110.2; 351/41, 44, 51,
52, 158; 2/424, 426, 432, 436, 437, 447,
439

FIG. 4 is a photograph illustrating the design in a left side view; the right side view (not shown) is a mirror image of FIG. 4, except the strap and buckle;

FIG. 5 is a photograph illustrating the design in a top view;

and,

FIG. 6 is a photograph illustrating the design in a bottom view.

Any shadows or reflecting in the photographic drawings are not part of the claimed invention.

(56) **References Cited**

U.S. PATENT DOCUMENTS

D439,596 S * 3/2001 Bolle D16/312
D442,206 S * 5/2001 Meyerhoffer D16/312
D478,610 S * 8/2003 Moritz et al. D16/312

1 Claim, 6 Drawing Sheets




FIG. 1




FIG. 2



FIG. 3



FIG. 4

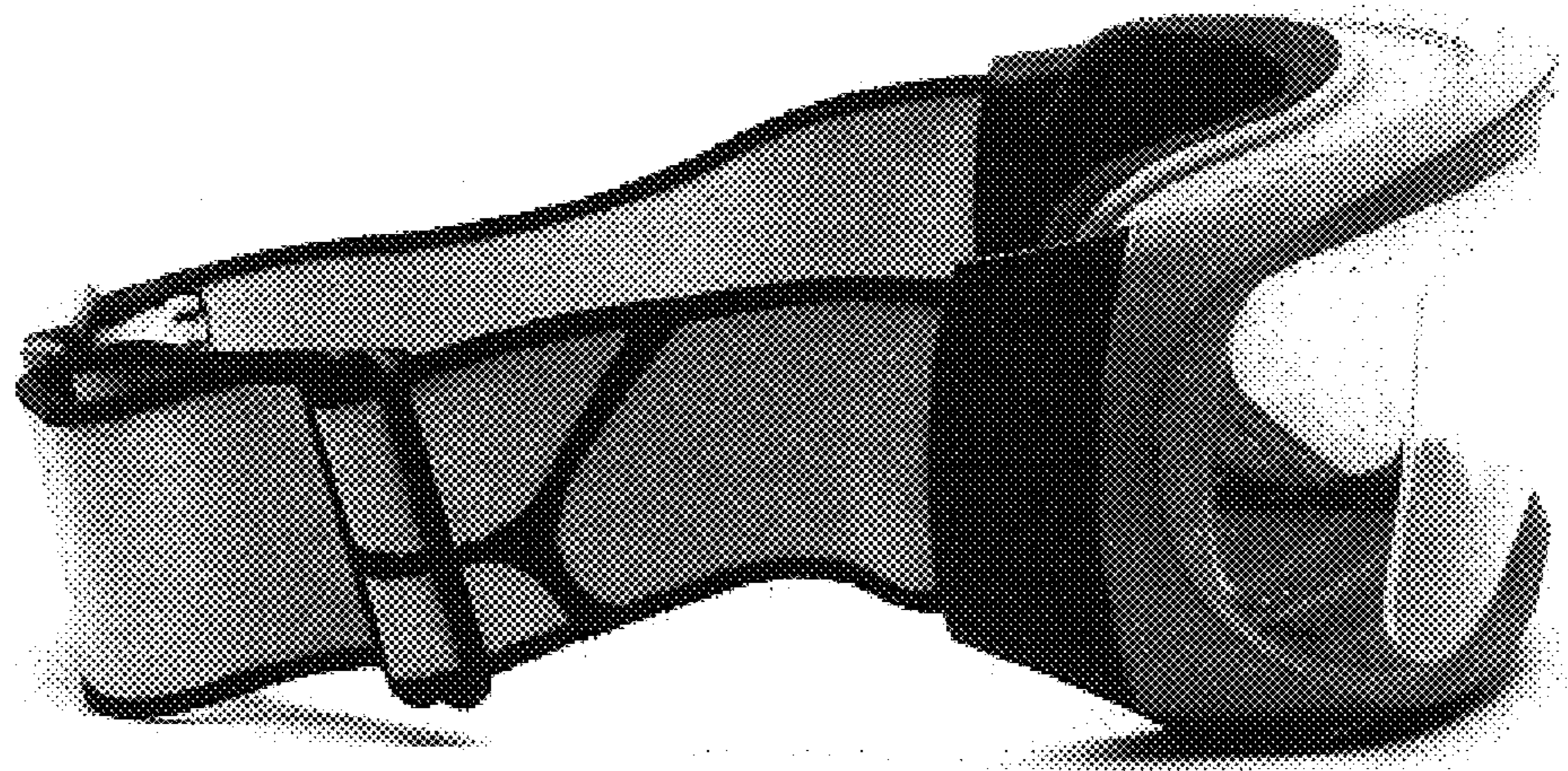


FIG. 5



FIG. 6

