

US00D496933S1

(12) **United States Design Patent**
Wu

(10) **Patent No.:** **US D496,933 S**

(45) **Date of Patent:** **** Oct. 5, 2004**

(54) **PORTABLE ELECTRONIC DEVICE**

D475,047 S * 5/2003 Choi et al. D14/346
D477,596 S * 7/2003 Hayes D14/343

(75) Inventor: **Li-Chiao Wu**, Taipei (TW)

* cited by examiner

(73) Assignee: **High Tech Computer, Corp.**, Taoyuan (TW)

Primary Examiner—Freda S. Nunn
(74) *Attorney, Agent, or Firm*—Birch, Stewart, Kolasch & Birch, LLP

(**) Term: **14 Years**

(57) **CLAIM**

(21) Appl. No.: **29/198,002**

The ornamental design for a portable electronic device, as shown.

(22) Filed: **Jan. 26, 2004**

(51) **LOC (7) Cl.** **14-02**

(52) **U.S. Cl.** **D14/346**

(58) **Field of Search** D14/341-346;
D18/1, 2, 7; 235/145 A, 145 R; 341/22,
23; 345/156, 168, 169, 172, 173, 87; 349/12;
361/680-686

DESCRIPTION


FIG. 1 is a front perspective view showing a portable electronic device in accordance with my design;
FIG. 2 is a front side view thereof;
FIG. 3 is a rear side view thereof;
FIG. 4 is a left side view thereof;
FIG. 5 is a right side view thereof;
FIG. 6 is a top plane view thereof; and,
FIG. 7 is a bottom plane view thereof.

(56) **References Cited**

U.S. PATENT DOCUMENTS

D464,962 S * 10/2002 MacGregor et al. D14/346
D470,842 S * 2/2003 Bhatia et al. D14/346

1 Claim, 4 Drawing Sheets






FIG. 1

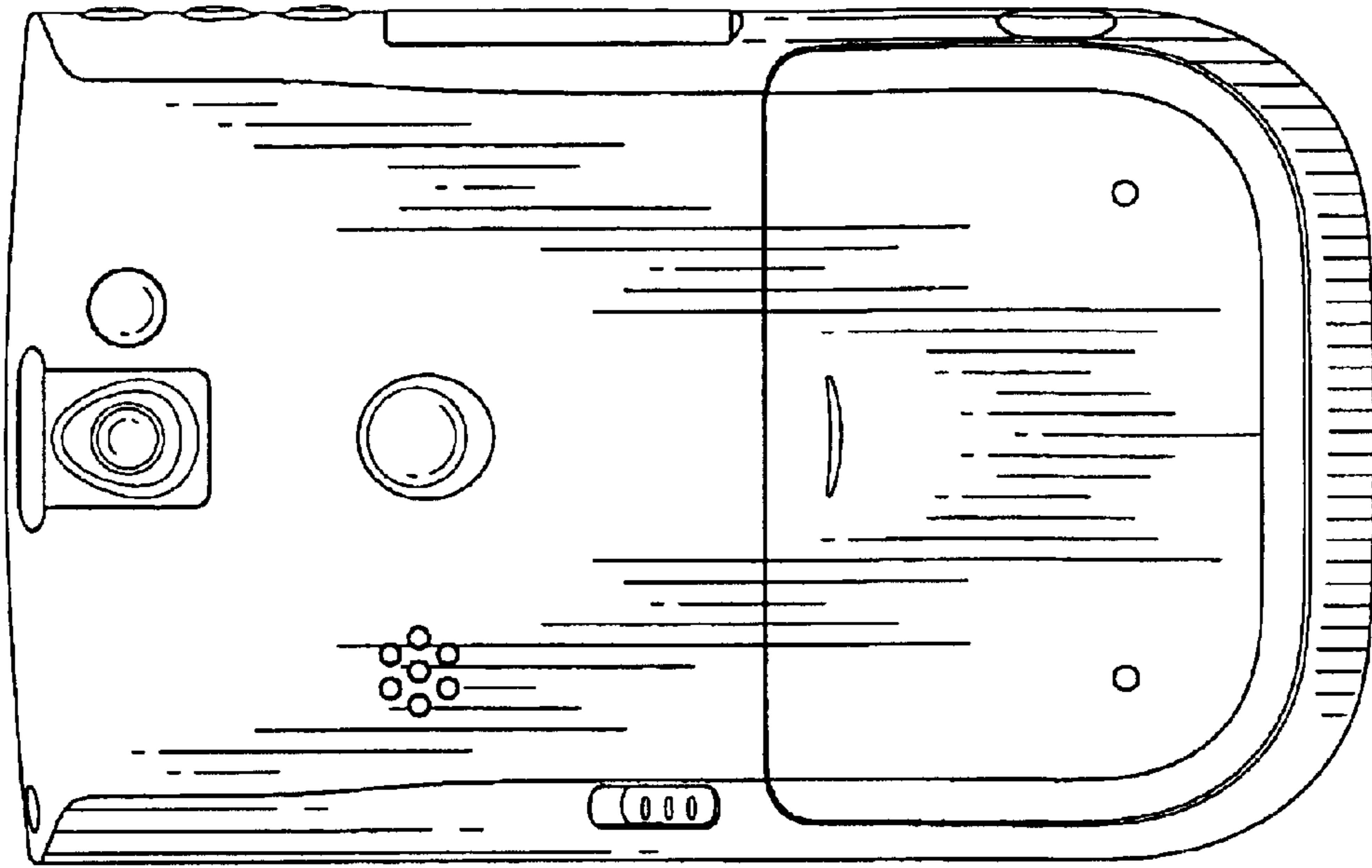


FIG. 3

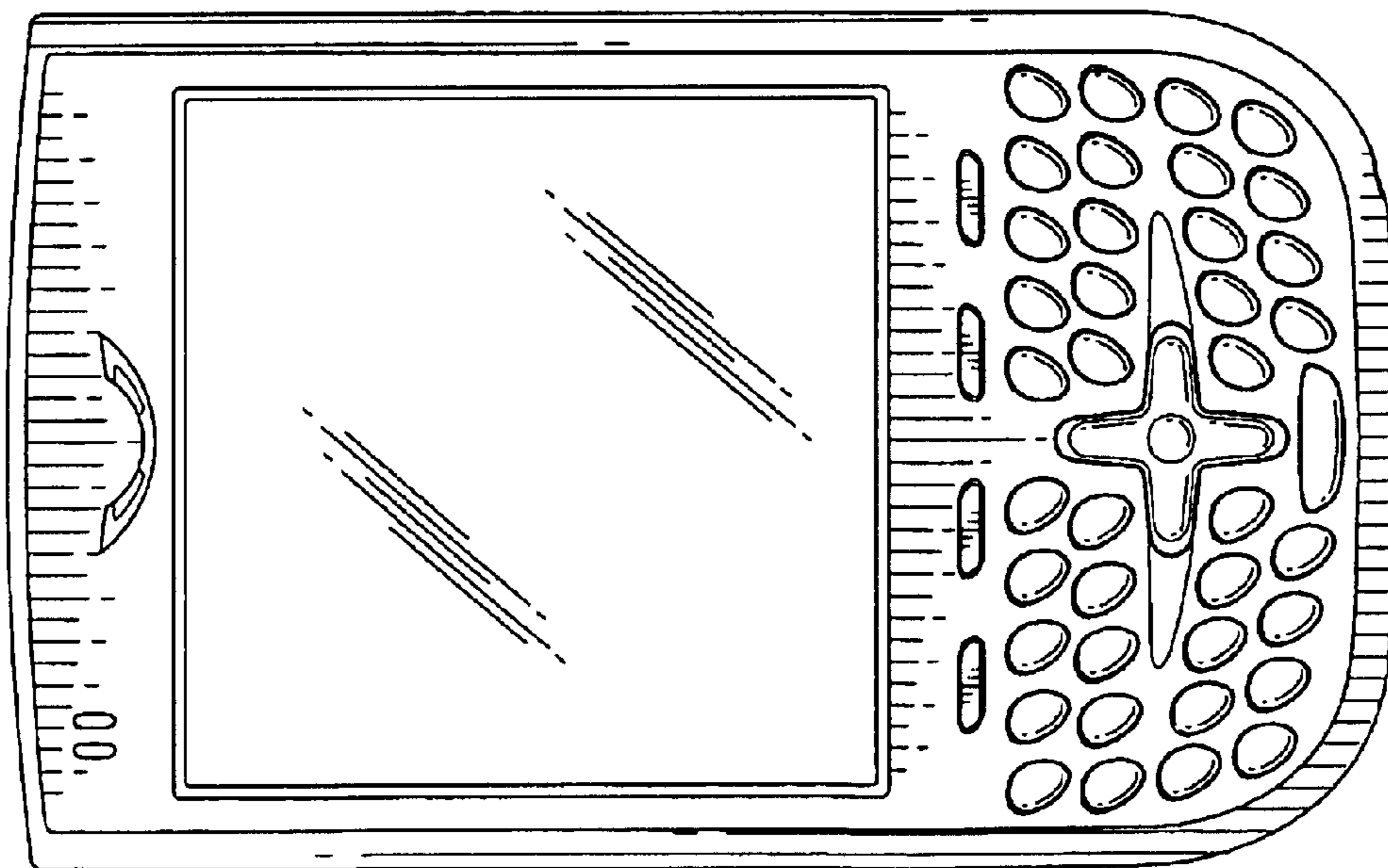


FIG. 2

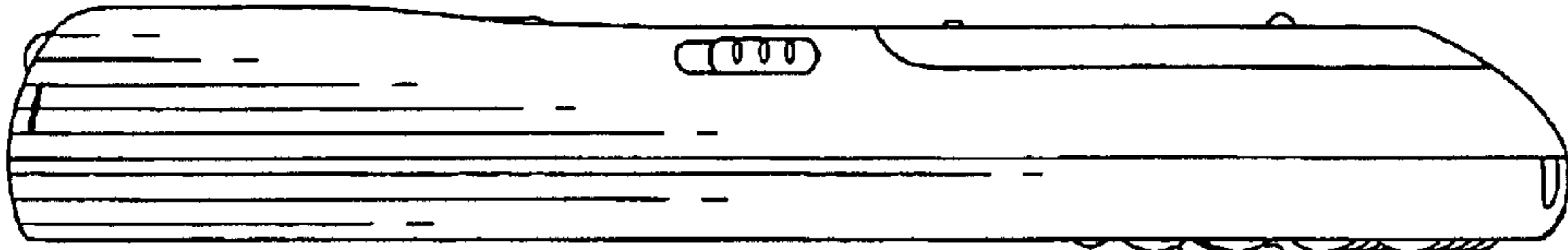


FIG. 5

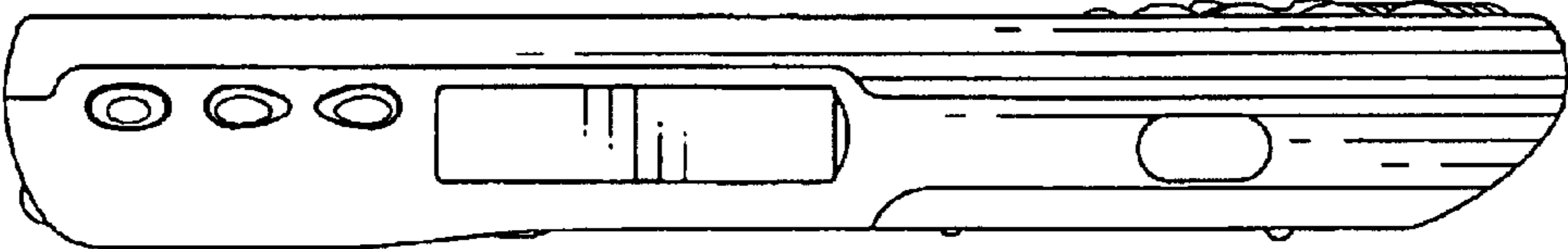


FIG. 4

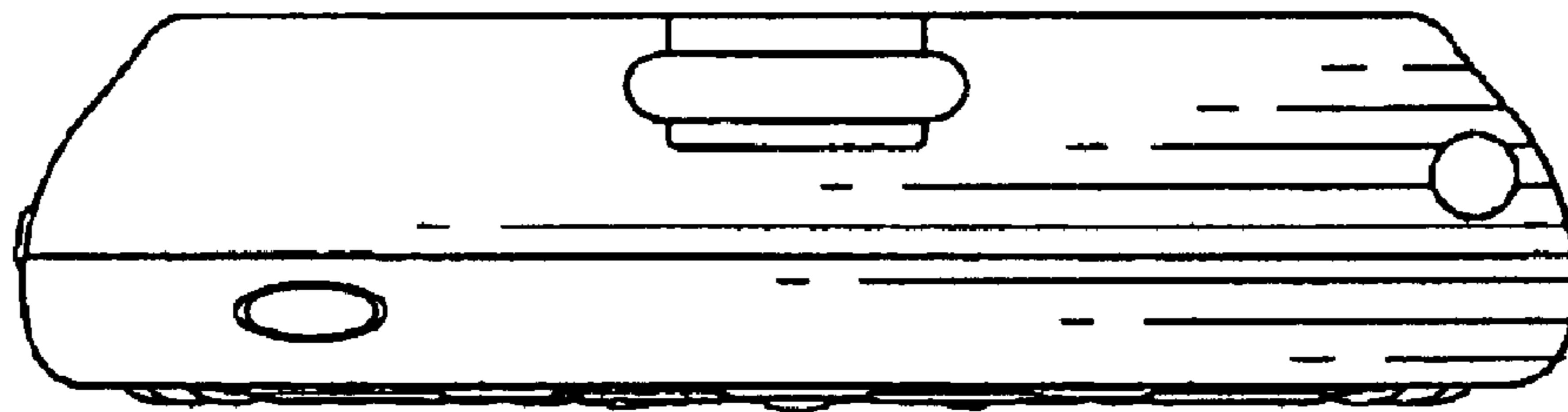


FIG. 6

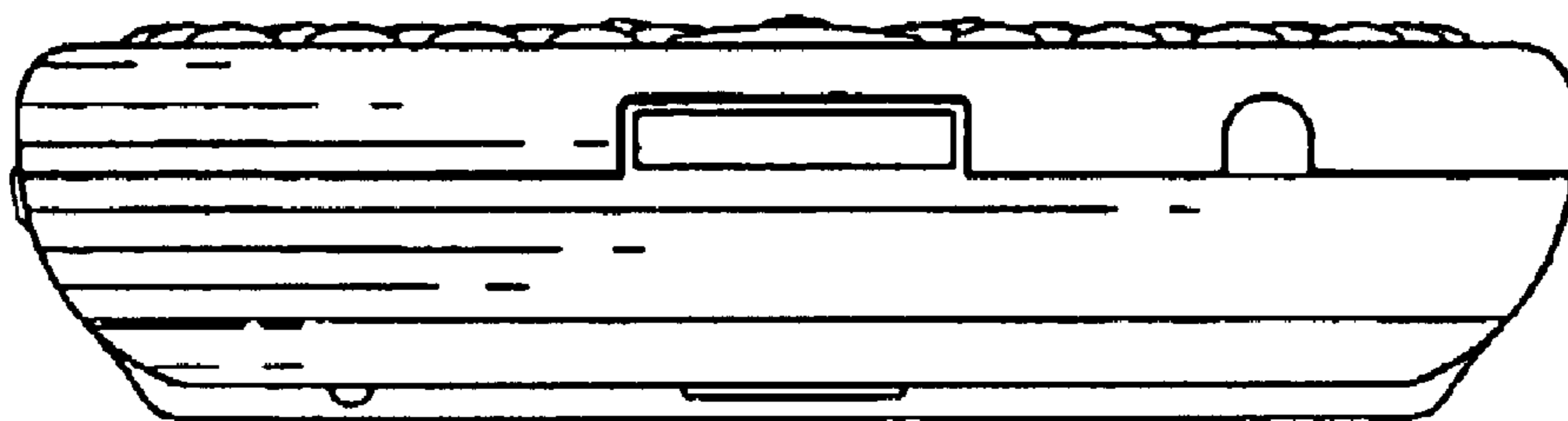


FIG. 7