

US00D496931S1

(12) **United States Design Patent**  
**Yoshihara**

(10) **Patent No.:** **US D496,931 S**

(45) **Date of Patent:** **\*\* Oct. 5, 2004**

(54) **VEHICLE AUDIO PLAYER**

(75) Inventor: **Keiichiro Yoshihara**, Tokyo (JP)

(73) Assignee: **Clarion Co., Ltd.**, Tokyo (JP)

(\*\*) Term: **14 Years**

(21) Appl. No.: **29/197,011**

(22) Filed: **Jan. 7, 2004**

(51) **LOC (7) Cl.** ..... **14-01**

(52) **U.S. Cl.** ..... **D14/258**

(58) **Field of Search** ..... D14/135-136,  
D14/160-168, 188, 197-198, 156-157,  
257, 258; 455/100, 344, 346-351, 321;  
369/75.1, 75.2, 77.2

(56) **References Cited**

**U.S. PATENT DOCUMENTS**

D351,167 S \* 10/1994 Yun ..... D14/156  
D400,529 S \* 11/1998 Kakizaki ..... D14/157  
5,848,042 A \* 12/1998 Takahashi et al. .... 369/75.1  
5,862,468 A \* 1/1999 Kim ..... 455/321

D407,704 S \* 4/1999 Ichijima et al. .... D14/157  
D453,156 S \* 1/2002 Le Thelloc ..... D14/258

\* cited by examiner

*Primary Examiner*—Nanda Bondade

(74) *Attorney, Agent, or Firm*—Chapman and Cutler LLP

(57) **CLAIM**

The ornamental design for the vehicle audio player, as shown and described.

**DESCRIPTION**

FIG. 1 is a perspective view of a vehicle audio player, showing my new design;  
FIG. 2 is a front elevational view thereof;  
FIG. 3 is a top plan view thereof;  
FIG. 4 is a bottom plan view thereof;  
FIG. 5 is a left side elevational view thereof;  
FIG. 6 is a right side elevational view thereof; and,  
FIG. 7 is a rear side elevational view thereof.  
The broken lines in the drawings are for illustrative purposes only and form no part of the claimed design.

**1 Claim, 3 Drawing Sheets**

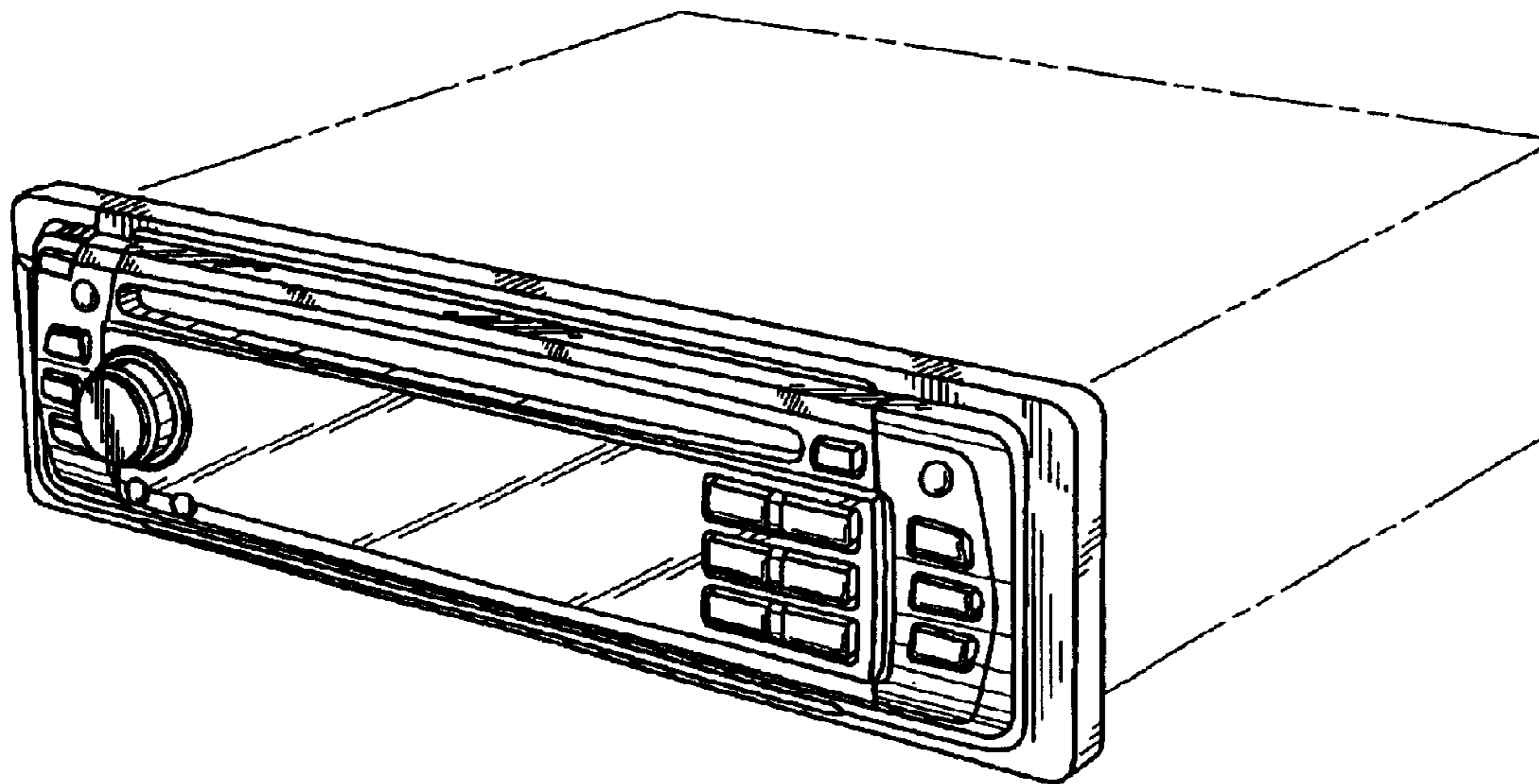


Fig. 1

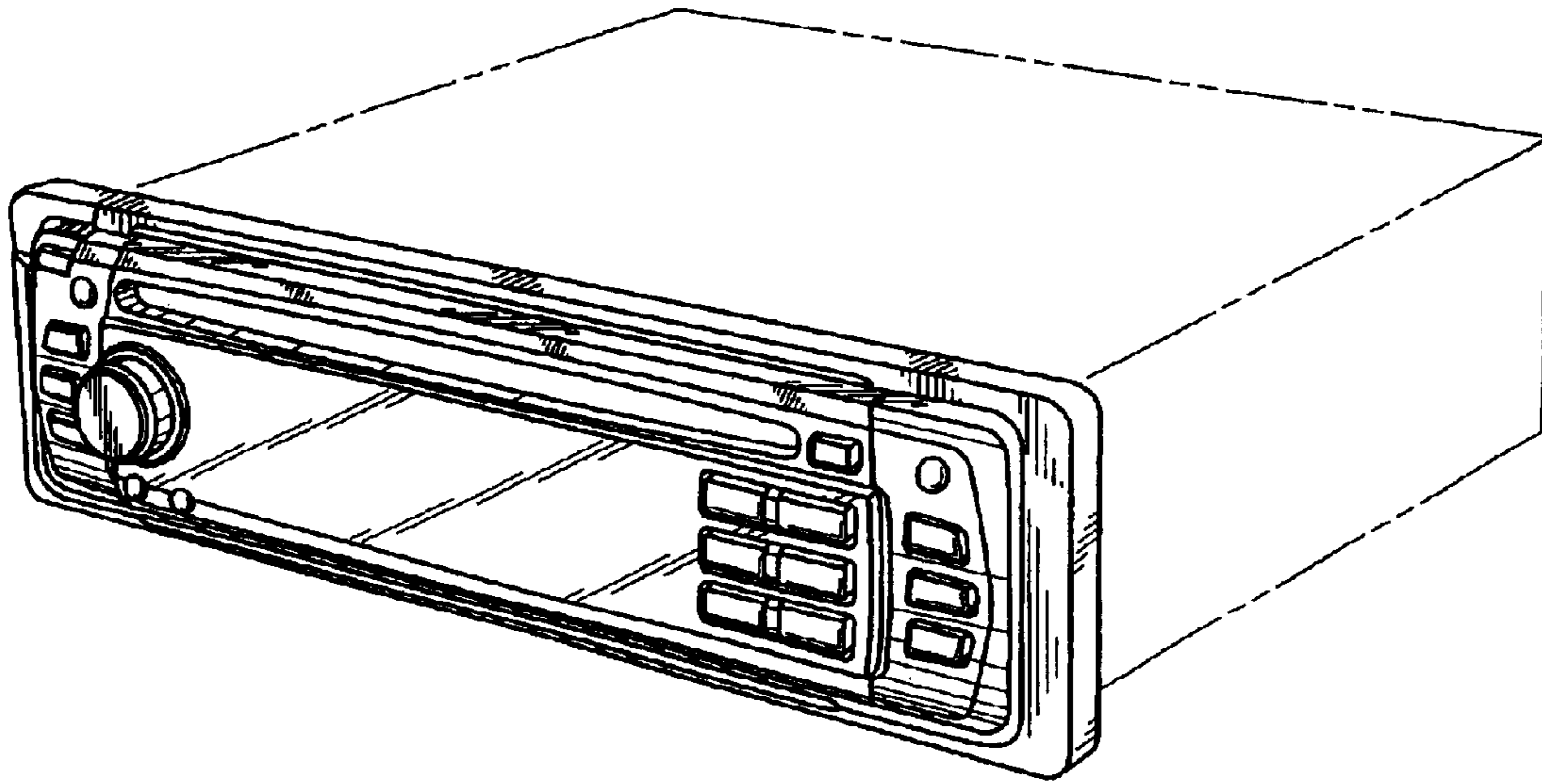


Fig. 2

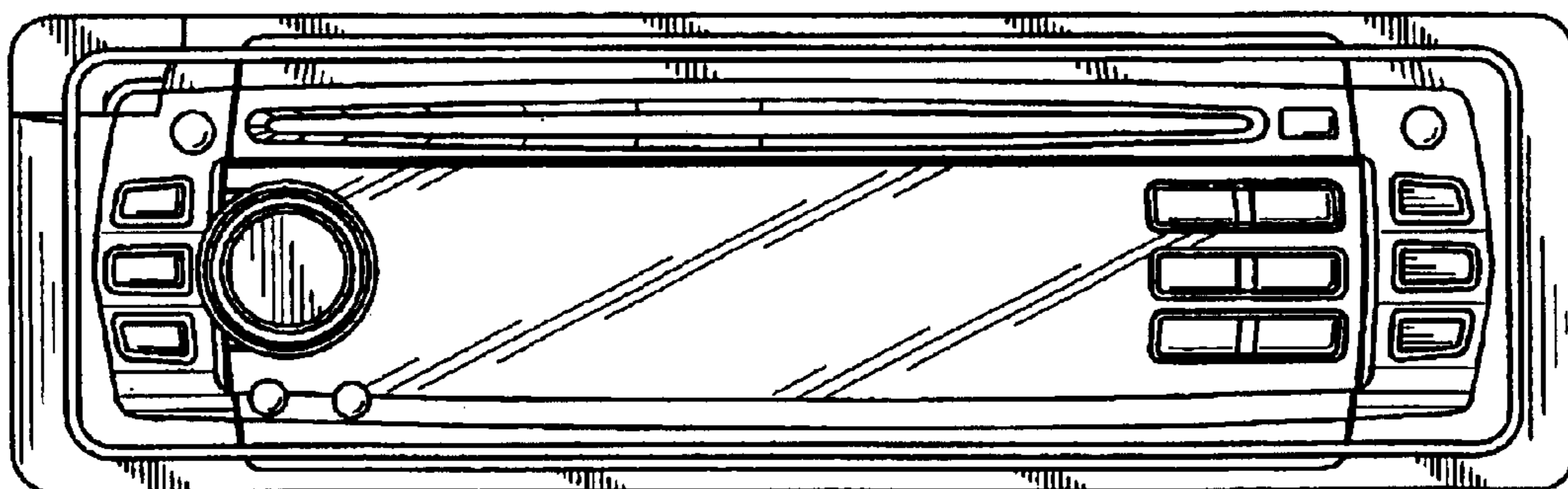


Fig. 3






Fig. 4



**Fig. 5**



**Fig. 6**



**Fig. 7**

