

US00D496930S1

(12) **United States Design Patent**
Yoshihara

(10) **Patent No.:** **US D496,930 S**
(45) **Date of Patent:** **** Oct. 5, 2004**

- (54) **VEHICLE AUDIO PLAYER**
- (75) Inventor: **Keiichiro Yoshihara**, Tokyo (JP)
- (73) Assignee: **Clarion Co., Ltd.**, Tokyo (JP)
- (**) Term: **14 Years**
- (21) Appl. No.: **29/192,267**
- (22) Filed: **Oct. 21, 2003**
- (51) **LOC (7) Cl.** **14-01**
- (52) **U.S. Cl.** **D14/258**
- (58) **Field of Search** D14/135-136,
D14/160-168, 188, 197-198, 156-157,
257, 258; 455/100, 344, 346-351, 321;
369/75.1, 75.2, 77.2

(56) **References Cited**

U.S. PATENT DOCUMENTS

- D313,023 S * 12/1990 Kolenda et al. D14/258
- D351,167 S * 10/1994 Yun D14/156
- 5,477,432 A * 12/1995 Magic et al. 362/26

- 5,852,594 A * 12/1998 Kaise et al. 369/75.1
- 5,862,468 A * 1/1999 Kim 455/321

* cited by examiner

Primary Examiner—Nanda Bondade

(74) *Attorney, Agent, or Firm*—Chapman and Cutler LLP

(57) **CLAIM**

The ornamental design for the vehicle audio player, as shown and described.

DESCRIPTION

FIG. 1 is a front elevational view of a vehicle audio player showing my new design;
 FIG. 2 is a left side elevational view thereof;
 FIG. 3 is a right side elevational view thereof;
 FIG. 4 is a top plan view thereof;
 FIG. 5 is a bottom plan view thereof; and,
 FIG. 6 is a perspective view thereof.
 The rear of the device is flat and includes no ornamentation. The broken lines in the drawings are for illustrative purposes only and form no part of the claimed design.

1 Claim, 3 Drawing Sheets

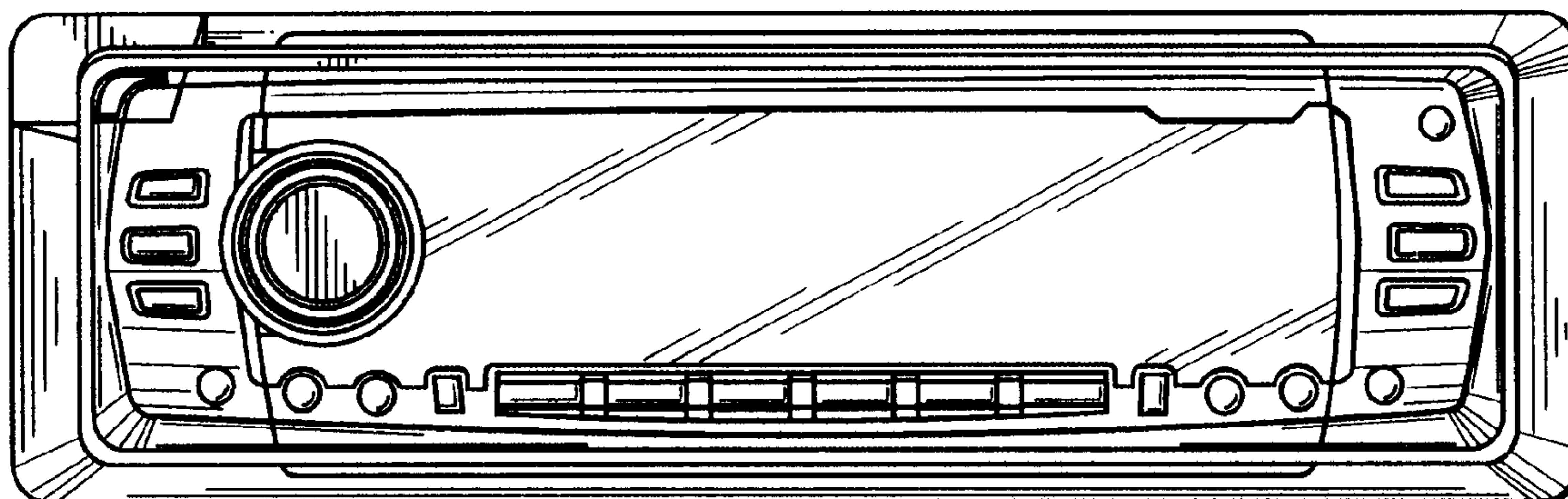


Fig. 1

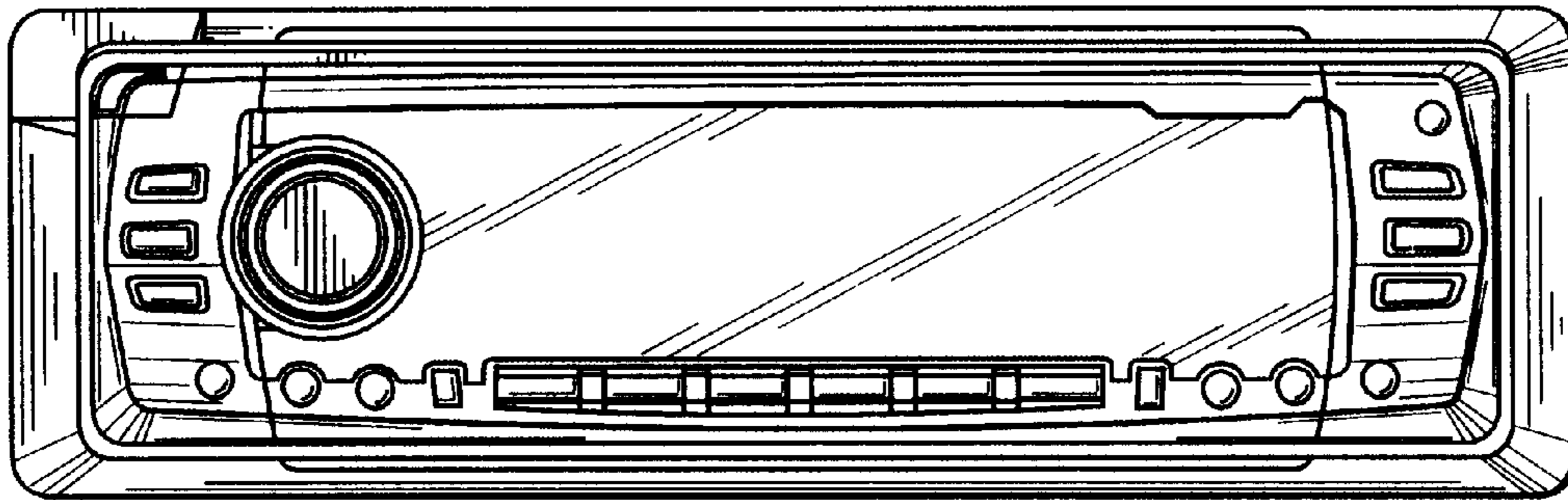


Fig. 2




Fig. 3



Fig. 4




Fig. 5




Fig. 6

