

US00D496925S1

(12) **United States Design Patent**
Lau

(10) **Patent No.:** **US D496,925 S**

(45) **Date of Patent:** **** Oct. 5, 2004**

(54) **SPEAKER**

(76) **Inventor:** **Cason Lau**, Unit 905, 9/F, New Victory House, 93-103 Wing Lok St, Sheung Wan, Hong Kong (CN)

(**) **Term:** **14 Years**

(21) **Appl. No.:** **29/199,467**

(22) **Filed:** **Feb. 13, 2004**

(51) **LOC (7) Cl.** **14-01**

(52) **U.S. Cl.** **D14/214**

(58) **Field of Search** D14/204, 207, D14/209-216, 356; 181/143-144, 147-148, 150, 157, 198-199, 151, 153; 381/300-302, 306, 333, 345, 361-364, 386-388, 332, 336

(56) **References Cited**

U.S. PATENT DOCUMENTS

3,073,203 A * 1/1963 Chauncey D14/214

D230,489 S * 2/1974 Everitt D14/214
D442,942 S * 5/2001 Tsuge D14/214
D471,175 S * 3/2003 Lo D14/214
D471,893 S * 3/2003 Jung D14/214
D489,707 S * 5/2004 Kobayashi D14/214

* cited by examiner

Primary Examiner—Nanda Bondade

(74) *Attorney, Agent, or Firm*—Trojan Law Offices


(57) **CLAIM**

The ornamental design for a speaker, as shown.

DESCRIPTION

FIG. 1 is a perspective view of the front of the speaker;
FIG. 2 is a perspective view of the top of the speaker;
FIG. 3 is a perspective view of the side of the speaker; and,
FIG. 4 is a perspective view of the bottom of the speaker.

1 Claim, 2 Drawing Sheets






FIG. 1

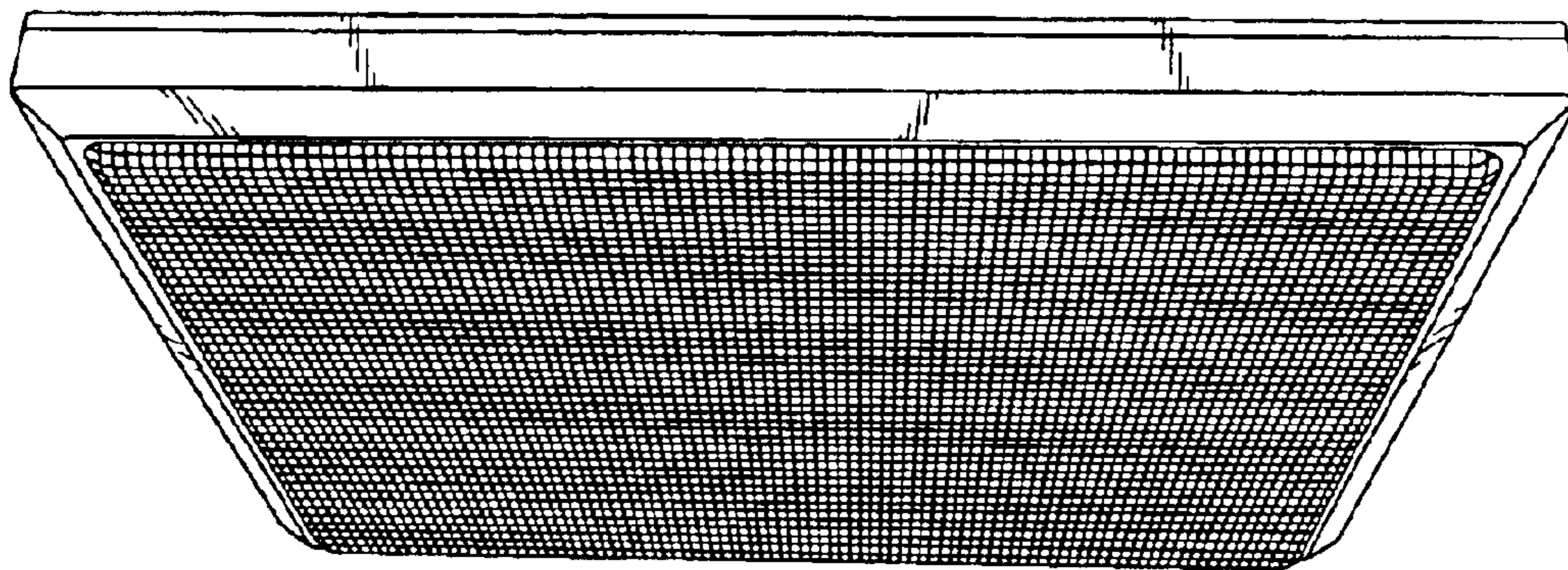


FIG. 2

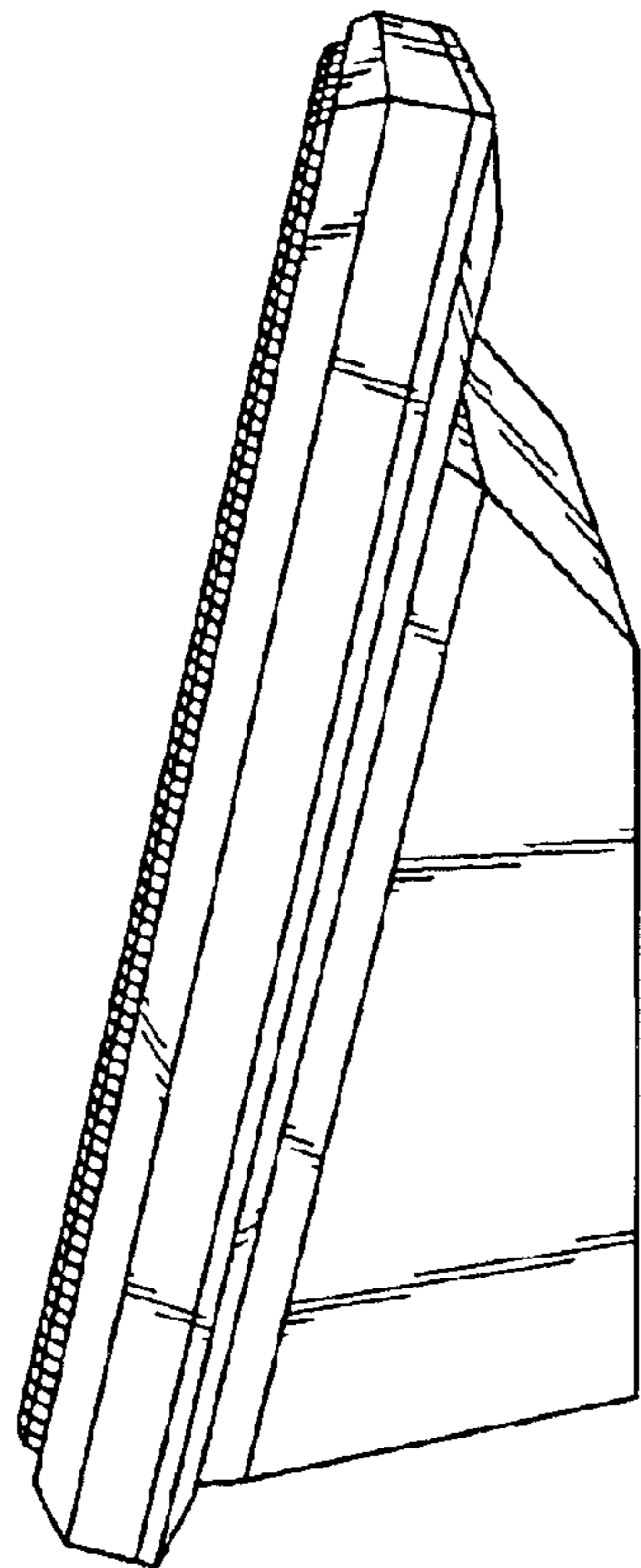


FIG. 3




FIG. 4