

US00D496923S1

(12) **United States Design Patent**
Allen

(10) **Patent No.:** **US D496,923 S**
(45) **Date of Patent:** **** Oct. 5, 2004**

(54) **LOUDSPEAKER**

(75) **Inventor:** **Graham David Allen**, Alderley Edge
(GB)

(73) **Assignee:** **KH Technology Corporation**,
Georgetown (KY)

(**) **Term:** **14 Years**

(21) **Appl. No.:** **29/199,343**

(22) **Filed:** **Feb. 12, 2004**

(30) **Foreign Application Priority Data**

Aug. 20, 2003 (GB) 3014124

(51) **LOC (7) Cl.** **14-01**

(52) **U.S. Cl.** **D14/211; D14/216; D14/215**

(58) **Field of Search** D14/204, 207,
D14/209-216, 356; 181/143-144, 147-148,
150, 157, 198-199, 151, 153; 381/300-302,
306, 333, 345, 361-364, 386-388, 332,
336

(56) **References Cited**

U.S. PATENT DOCUMENTS

- D265,822 S * 8/1982 Hartwein et al. D14/211
- 4,580,654 A * 4/1986 Hale 181/153
- D305,893 S * 2/1990 Maloney D14/215
- D354,750 S * 1/1995 Lewis D14/216
- D414,185 S * 9/1999 Curina D14/211

- D434,026 S * 11/2000 Lewis D14/211
- 6,186,269 B1 * 2/2001 Vollmer et al. 181/144
- D457,875 S * 5/2002 Joe D14/211

* cited by examiner

Primary Examiner—Nanda Bondade
(74) *Attorney, Agent, or Firm*—Kenneth L. Sherman;
Myers Dawes Andras & Sherman, LLP

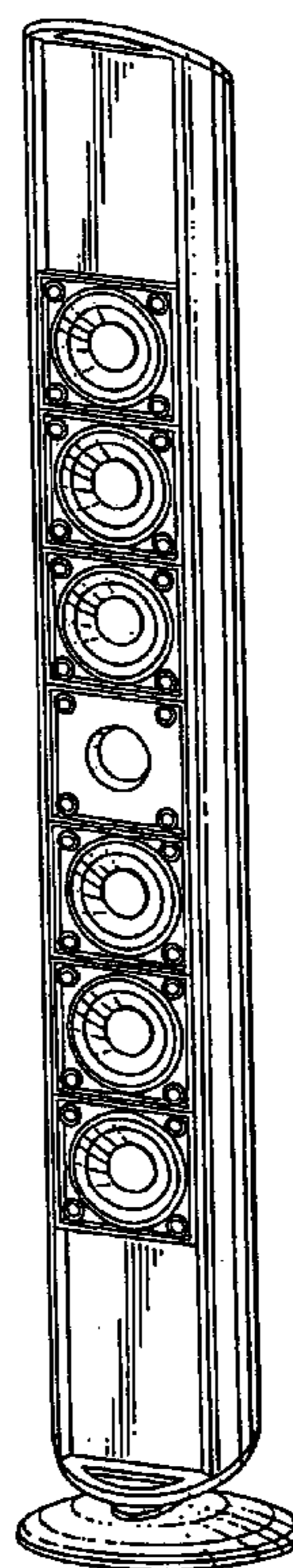
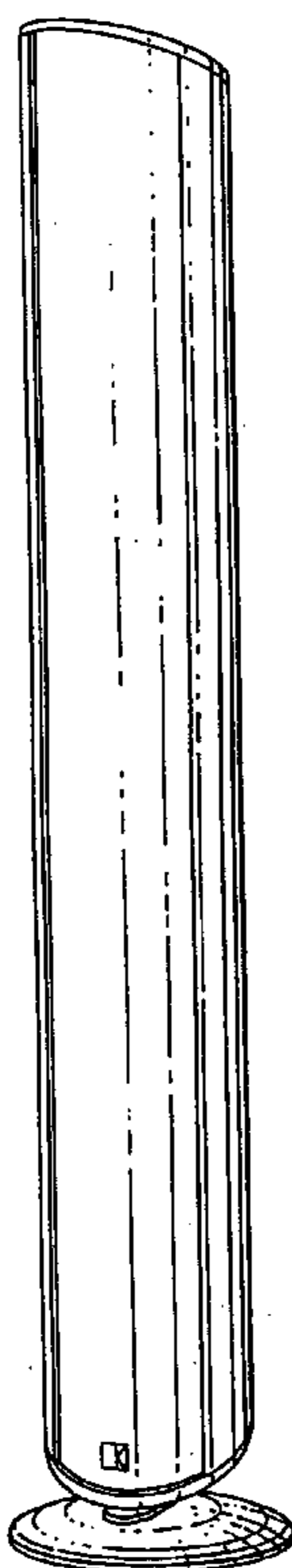
(57) **CLAIM**

I claim the ornamental design for a loudspeaker, substan-
tially as shown and described.

DESCRIPTION

FIG. 1 is a front view of the loudspeaker of the preferred
embodiment of the present invention; and
FIG. 2 is a rear view of the loudspeaker of the preferred
embodiment of the present invention;
FIG. 3 is a side view of the loudspeaker of the preferred
embodiment of the present invention;
FIG. 4 is a top view of the loudspeaker of the preferred
embodiment of the present invention;
FIG. 5 is a bottom view of the loudspeaker of the preferred
embodiment of the present invention;
FIG. 6 is a front perspective view of the loudspeaker of the
preferred embodiment of the present invention; and,
FIG. 7 is a front perspective view with grille removed of the
loudspeaker of the preferred embodiment of the present
invention.

1 Claim, 3 Drawing Sheets



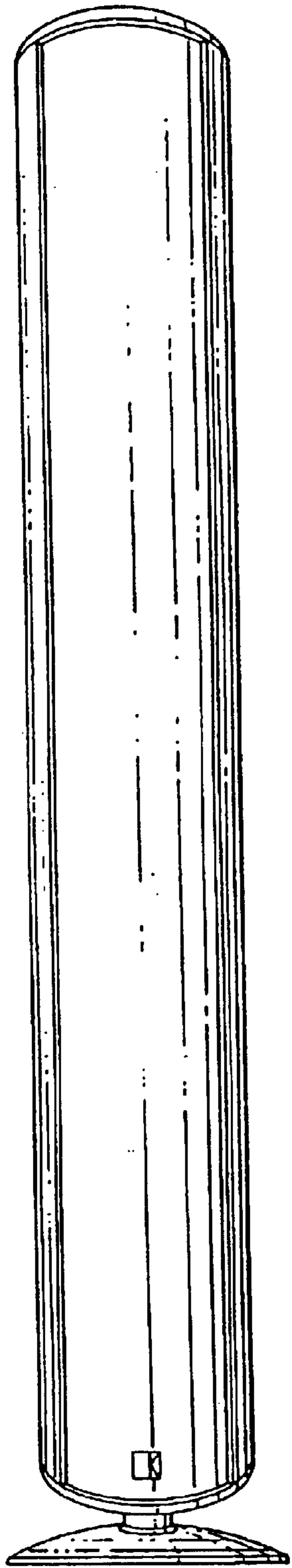


FIG. 1

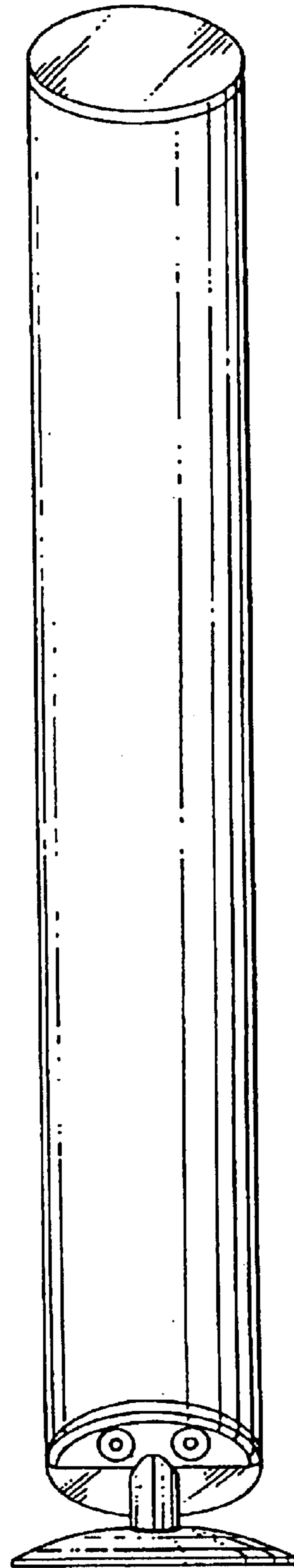


FIG. 2

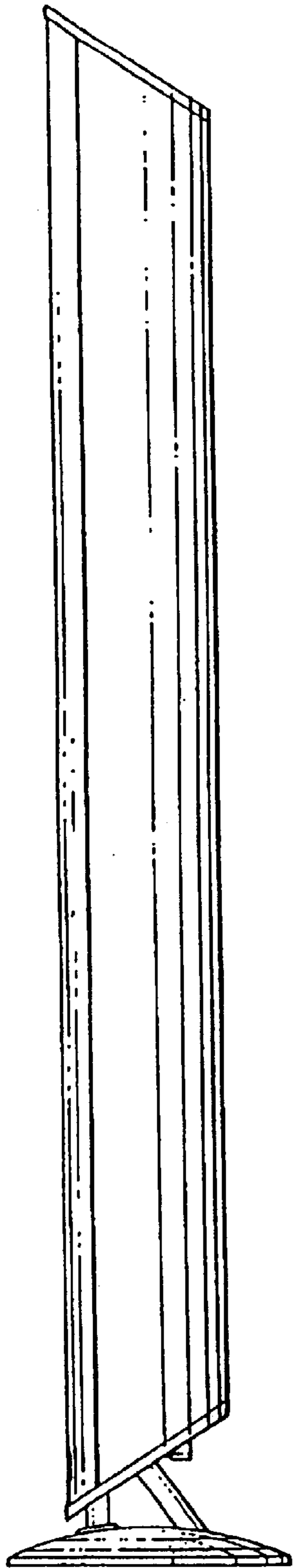


FIG. 3

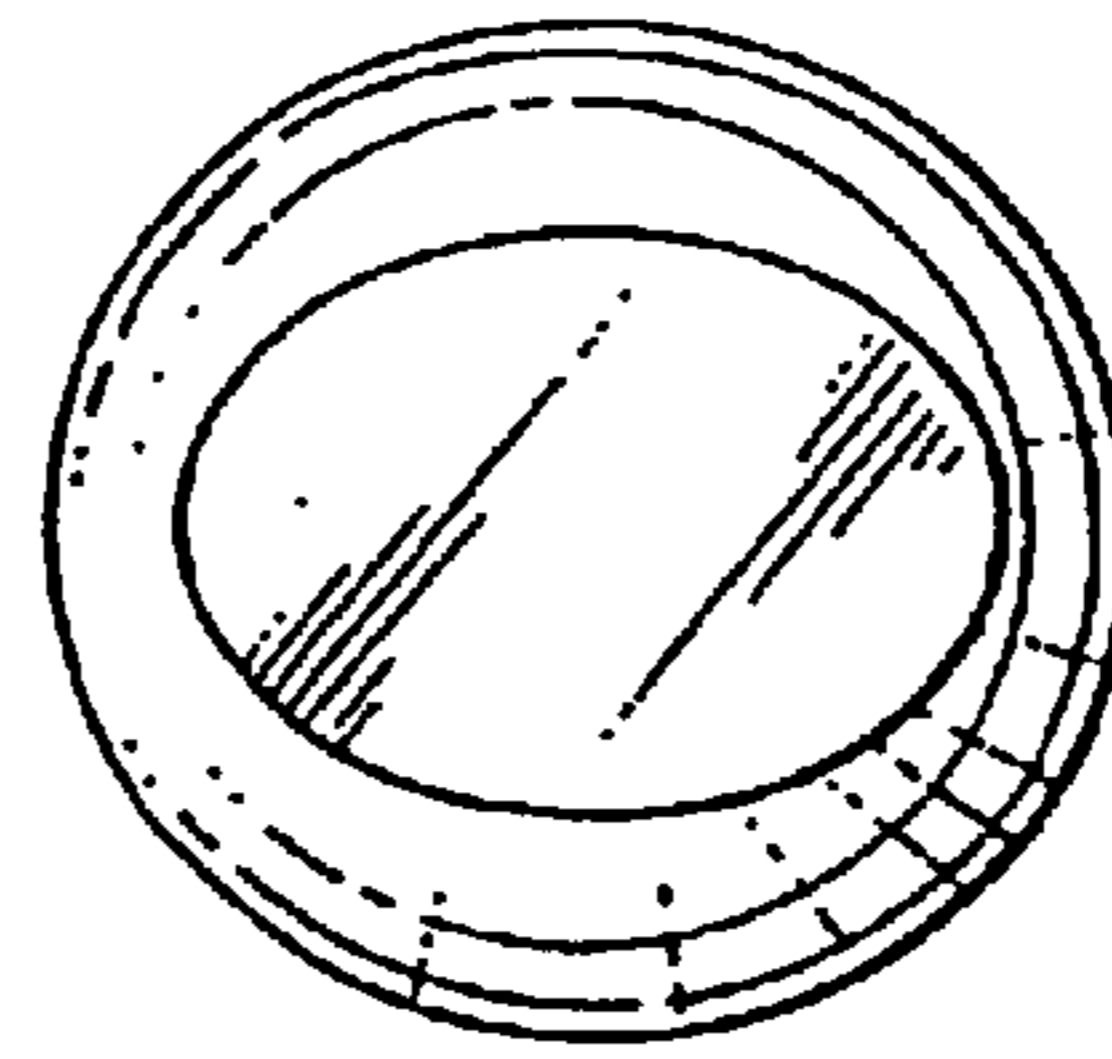


FIG. 4

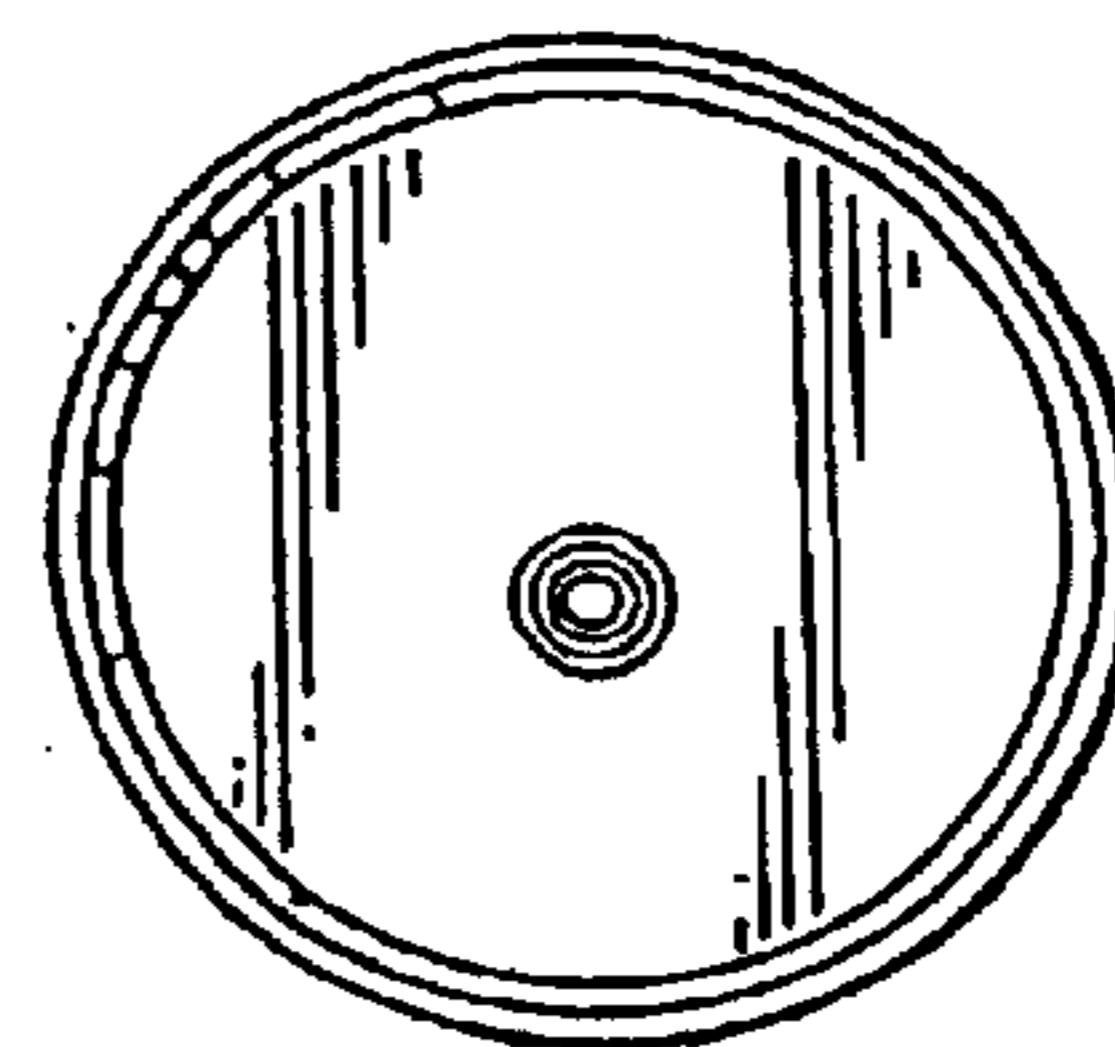


FIG. 5

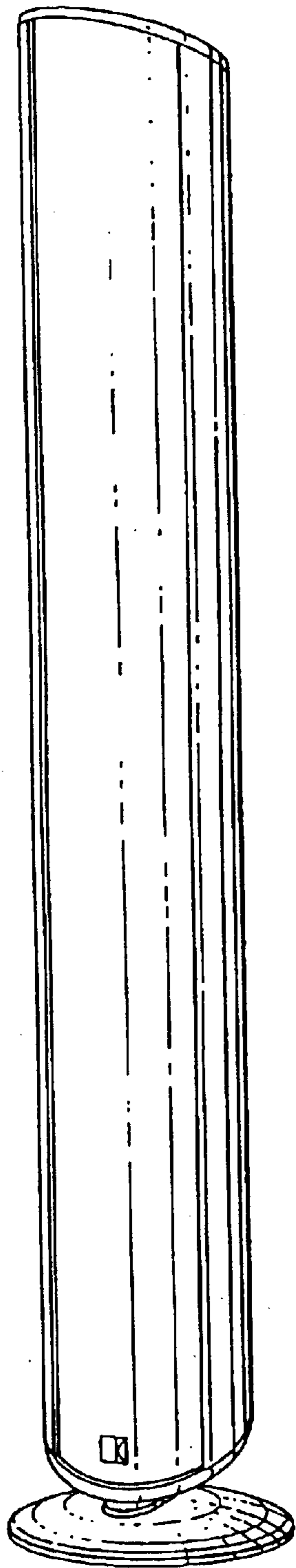


FIG. 6

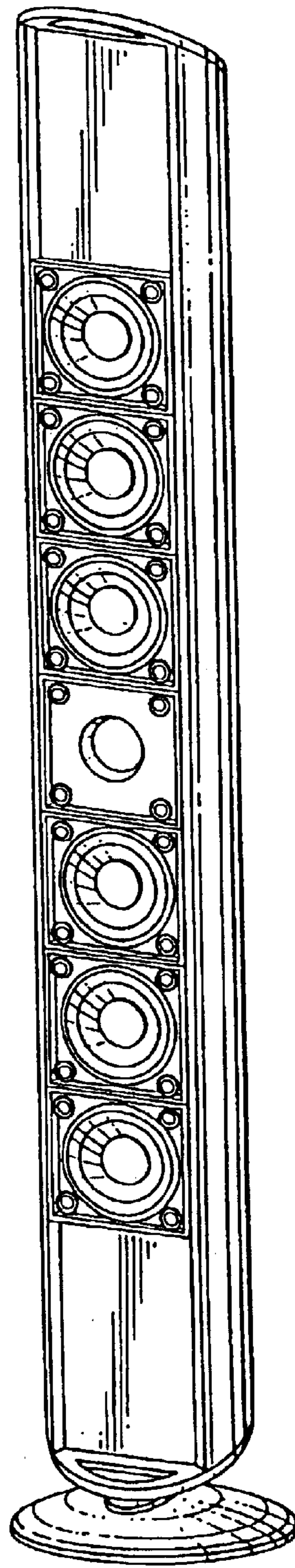


FIG. 7