

US00D496922S1

(12) **United States Design Patent**  
**Kimura**

(10) **Patent No.:** **US D496,922 S**

(45) **Date of Patent:** **\*\* Oct. 5, 2004**

(54) **DIGITAL AUDIO DISK PLAYER**

D454,855 S \* 3/2002 Nakane ..... D14/168

(75) **Inventor:** **Akihito Kimura, Kawasaki (JP)**

\* cited by examiner

(73) **Assignee:** **Denon, Ltd., Tokyo (JP)**

*Primary Examiner*—Nanda Bondade

(\*\*) **Term:** **14 Years**

(74) *Attorney, Agent, or Firm*—Frishauf, Holtz, Goodman & Chick, P.C.

(21) **Appl. No.:** **29/170,841**

(57) **CLAIM**

(22) **Filed:** **Nov. 13, 2002**

The ornamental design for a digital audio disk player, as shown and described.

(30) **Foreign Application Priority Data**

**DESCRIPTION**

Aug. 21, 2002 (JP) ..... 2002-022253

(51) **LOC (7) Cl.** ..... **14-01**

(52) **U.S. Cl.** ..... **D14/156**

(58) **Field of Search** ..... D14/135–136,  
D14/156–157, 167–168, 188, 193–198,  
257–258, 162, 217; 369/75.1, 75.2, 77.1,  
77.2; 455/344, 347, 350–351

FIG. 1 is a front elevational view of a digital audio disk player showing my new design;

FIG. 2 is a rear elevational view thereof;

FIG. 3 is a left side elevational view thereof;

FIG. 4 is a right side elevational view thereof;

FIG. 5 is a top plan view thereof;

FIG. 6 is a bottom plan view thereof;

FIG. 7 is a sectional view taken on 7—7 line with the interior mechanism being omitted;

FIG. 8 is a front, right side and top perspective view thereof; and,

FIG. 9 is a top plan view showing the article according to the design when in a current-carrying state. The broken line showing in the drawings is for illustrative purposes only and forms no part of the claimed design.

(56) **References Cited**

**U.S. PATENT DOCUMENTS**

D343,622 S	*	1/1994	Hanke	.....	D14/217
D349,290 S	*	8/1994	Christensen et al.	.....	D14/217
D417,450 S	*	12/1999	Kurachi et al.	.....	D14/156
D420,353 S	*	2/2000	Amai	.....	D14/188
D421,011 S		2/2000	Natori		
D429,233 S	*	8/2000	Komiyama	.....	D14/167
D454,552 S	*	3/2002	Nakane	.....	D14/168

**1 Claim, 5 Drawing Sheets**



FIG. 1

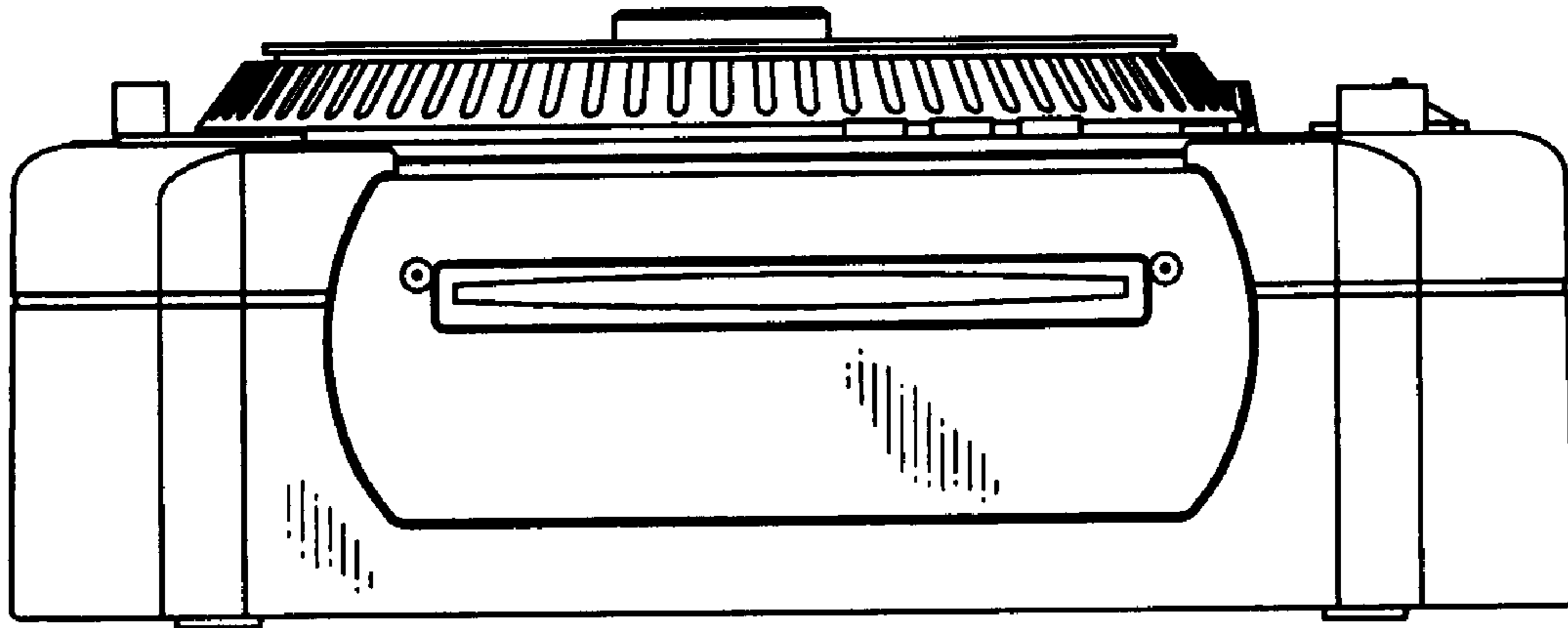


FIG. 2




FIG. 3

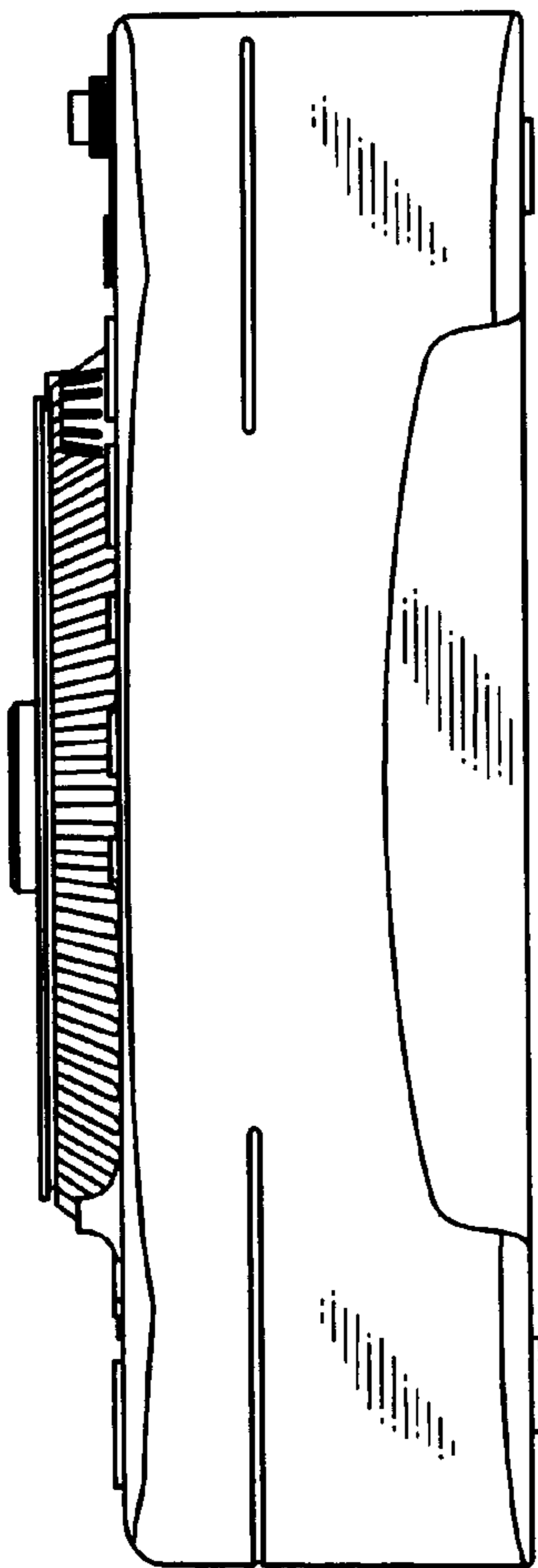


FIG. 4

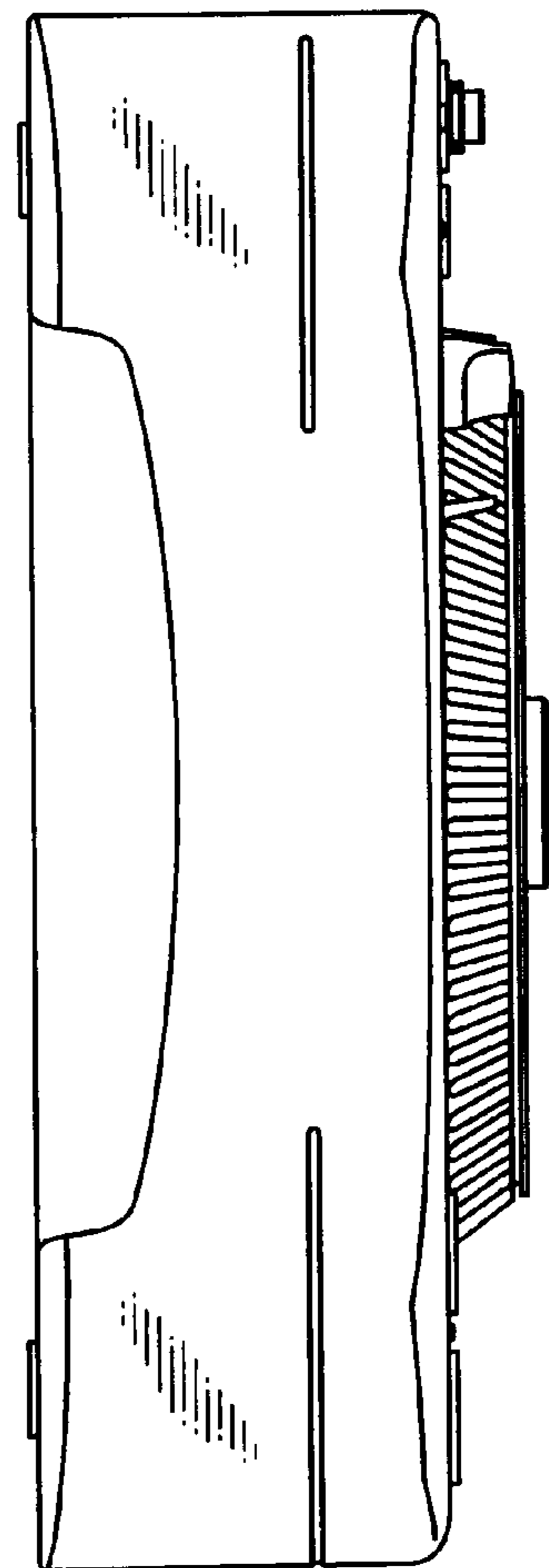
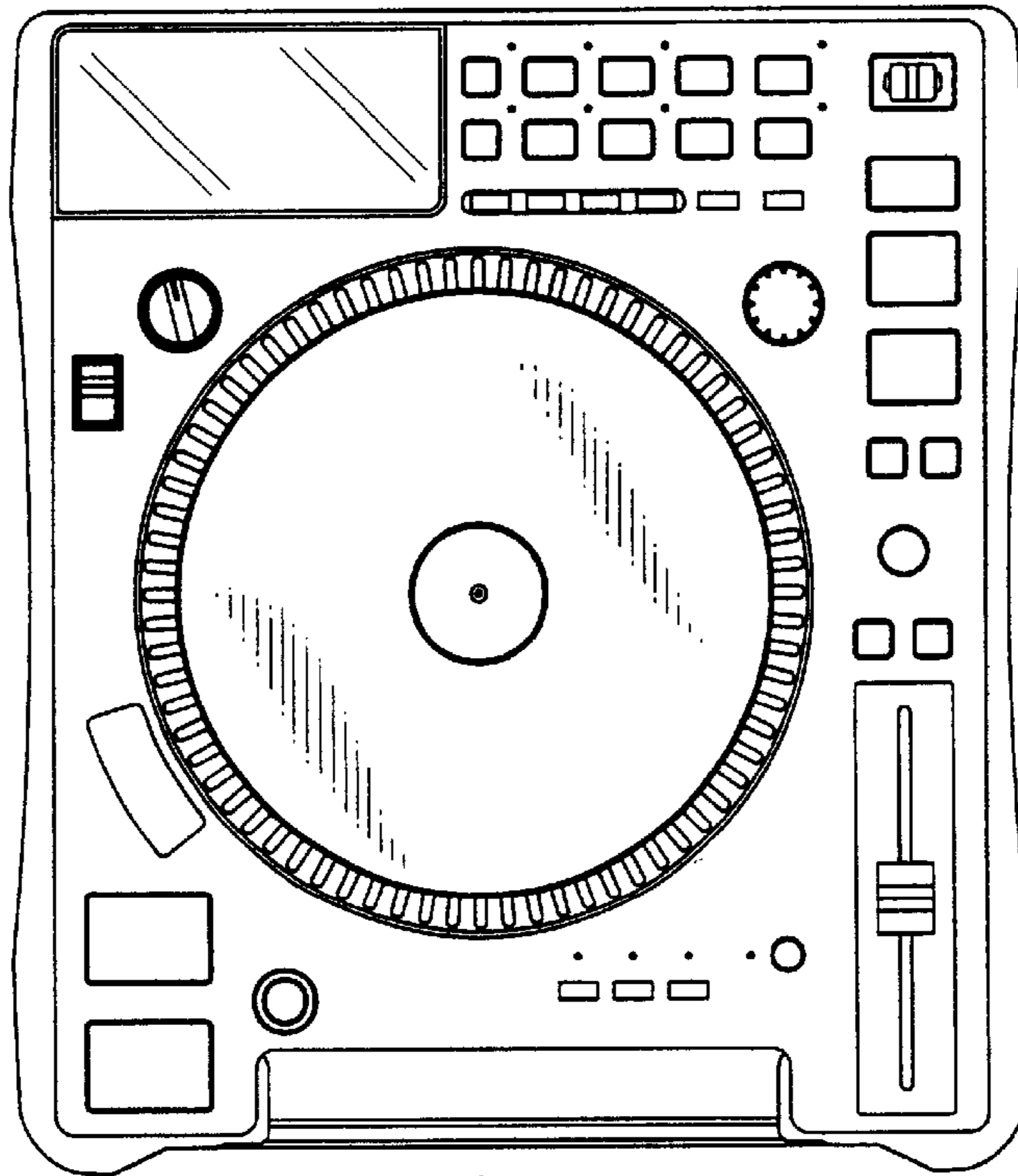


FIG. 5

←7



←7

FIG. 6

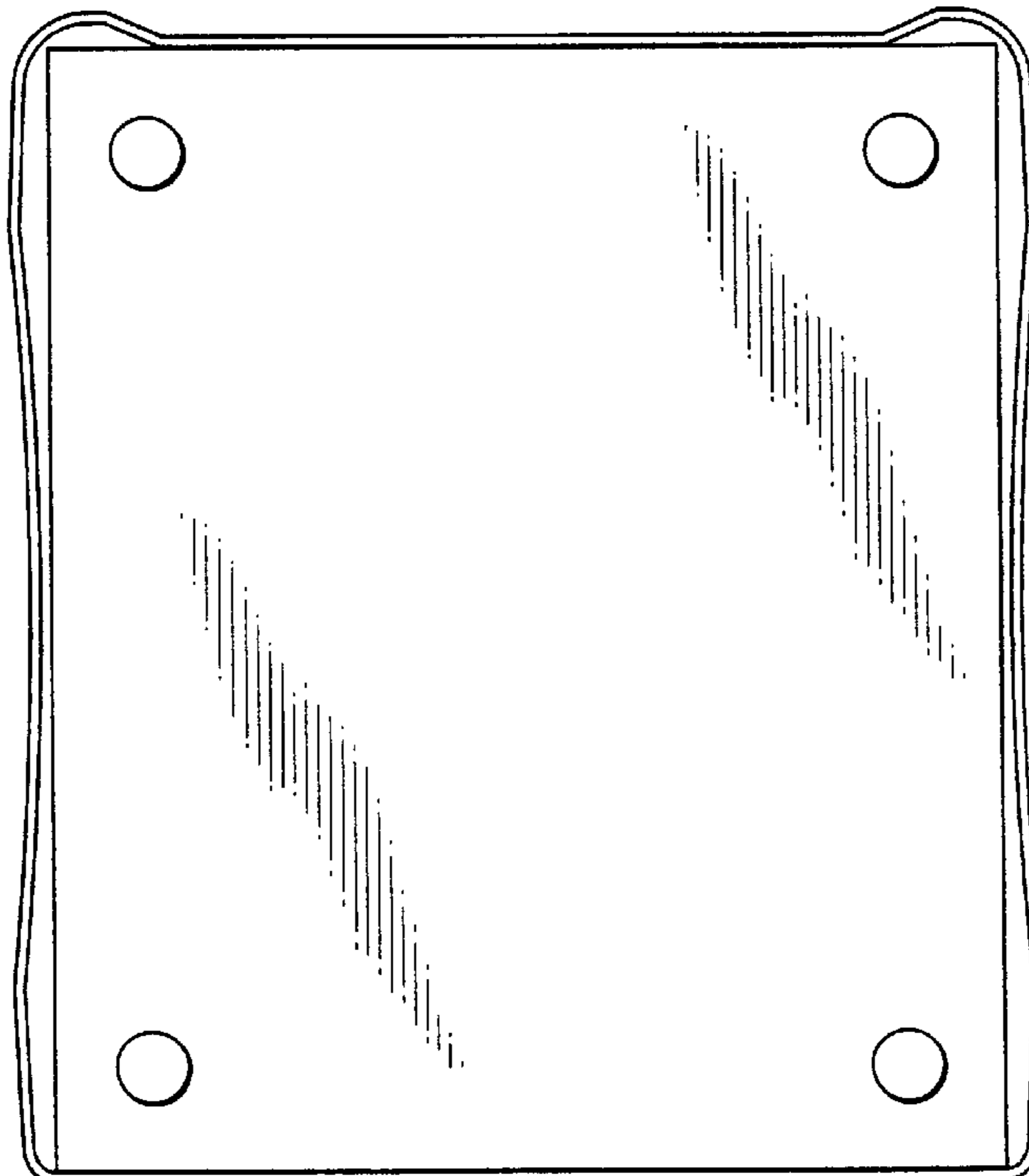


FIG. 7

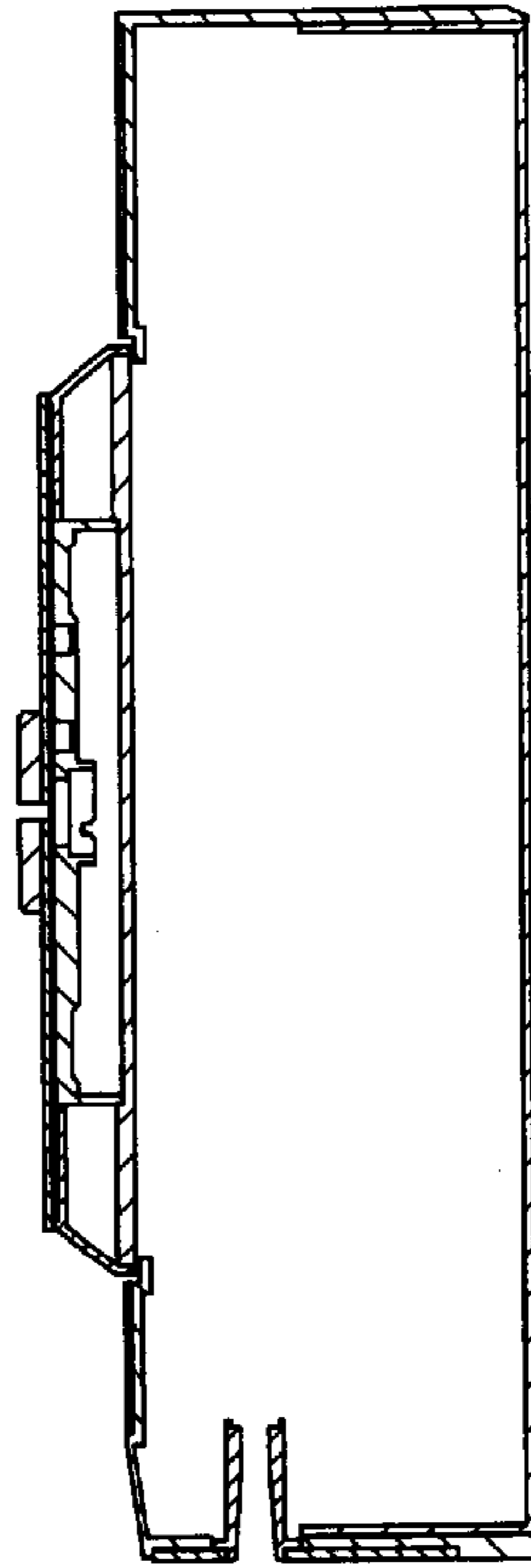


FIG. 8



# FIG. 9

