

US00D496921S1

(12) **United States Design Patent**  
**Hwang**

(10) **Patent No.:** **US D496,921 S**  
(45) **Date of Patent:** **\*\* Oct. 5, 2004**

(54) **COMMUNICATION DEVICE FRONT HOUSING**

(75) Inventor: **Sung-Gul Hwang**, Evanston, IL (US)

(73) Assignee: **Motorola Inc.**, Schaumburg, IL (US)

(\*\*) Term: **14 Years**

(21) Appl. No.: **29/199,702**

(22) Filed: **Feb. 18, 2004**

(51) **LOC (7) Cl.** ..... **14-03**

(52) **U.S. Cl.** ..... **D14/138; D14/248**

(58) **Field of Search** ..... D14/137, 138,  
D14/218, 147-148, 247-248, 144, 341-347;  
379/433.01-433.13, 419, 434, 428.01-428.04,  
420.01-420.04, 440; 455/550.1-90.3; D21/517;  
D13/168; D18/2, 7; 345/168, 169

(56) **References Cited**

**U.S. PATENT DOCUMENTS**

D370,673 S	*	6/1996	Happo et al.	.....	D14/138
D385,875 S	*	11/1997	Harris et al.	.....	D14/138
D390,509 S	*	2/1998	Antzinas et al.	.....	D14/138
D420,351 S	*	2/2000	Waldner	.....	D14/138
D433,017 S	*	10/2000	Martinez	.....	D14/346
D441,733 S	*	5/2001	Do et al.	.....	D14/138
D451,079 S	*	11/2001	Ali	.....	D14/138
D454,849 S	*	3/2002	Eckholm	.....	D14/138
D456,394 S	*	4/2002	Laverick et al.	.....	D14/248
D458,239 S	*	6/2002	Shim et al.	.....	D14/138
D459,327 S	*	6/2002	Ali	.....	D14/138

D469,748 S	*	2/2003	Ribeiro et al.	.....	D14/138
D478,324 S	*	8/2003	O'Neil	.....	D14/138
D478,882 S	*	8/2003	Peng et al.	.....	D14/138
D479,514 S	*	9/2003	Chan	.....	D14/138
D485,819 S	*	1/2004	Ahlgren	.....	D14/138
D486,458 S	*	2/2004	Chen et al.	.....	D14/138
D488,789 S	*	4/2004	Lee	.....	D14/138
D490,422 S	*	5/2004	Iwama et al.	.....	D14/346
2002/0032011 A1	*	3/2002	Park	.....	455/90
2003/0054830 A1	*	3/2003	Williams et al.	.....	455/456

\* cited by examiner

*Primary Examiner*—Jeffrey Asch

(74) *Attorney, Agent, or Firm*—Lawrence J. Chapa

(57) **CLAIM**

The ornamental design for a communication device front housing, as shown and described.

**DESCRIPTION**

FIG. 1 is a perspective view of an ornamental design of a communication device front housing.

FIG. 2 is a front view.

FIG. 3 is a back view.

FIG. 4 is a left side view.

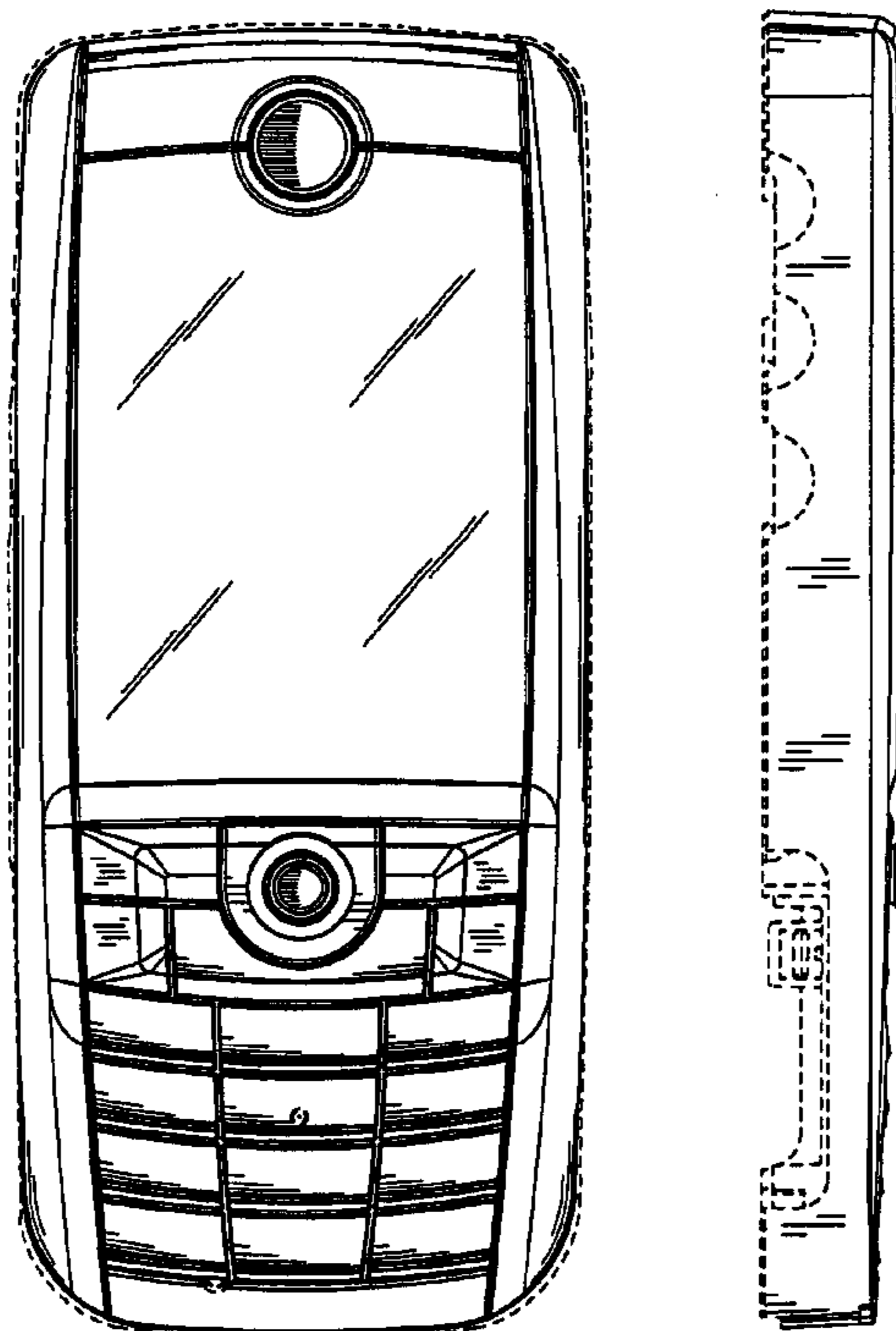
FIG. 5 is a right side view.


FIG. 6 is a top view; and,

FIG. 7 is a bottom view.


The broken lines shown in FIGS. 1-7 are included for the purposes of illustrating environmental elements only and form no part of the claimed design.

**1 Claim, 4 Drawing Sheets**

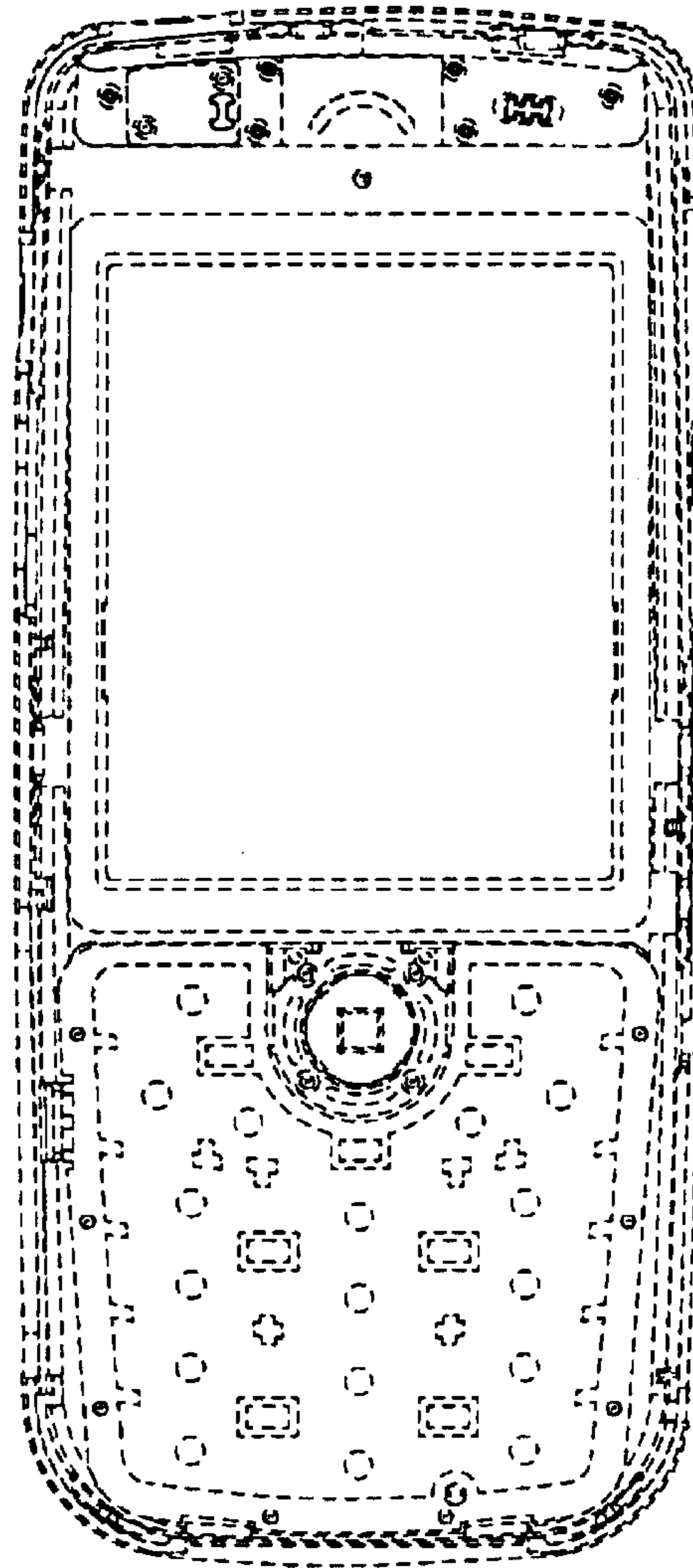





***FIG. 1***




**FIG. 2**




**FIG. 3**




**FIG. 4**



**FIG. 5**



*FIG. 6*



*FIG. 7*