



US00D496917S1

(12) **United States Design Patent** (10) **Patent No.:** **US D496,917 S**  
**Brandis** (45) **Date of Patent:** **\*\* Oct. 5, 2004**

(54) **MOBILE PHONE**

(75) Inventor: **Michael Brandis, Nürnberg (DE)**

(73) Assignee: **Siemens Aktiengesellschaft, Munich (DE)**

(\*\*) Term: **14 Years**

(21) Appl. No.: **29/191,078**

(22) Filed: **Sep. 30, 2003**

(30) **Foreign Application Priority Data**

Apr. 1, 2003 (DE) ..... 4 03 02 745

(51) **LOC (7) Cl.** ..... **14-03**

(52) **U.S. Cl.** ..... **D14/138**

(58) **Field of Search** ..... D14/137, 138,  
D14/218, 147-148, 247-249, 401, 144,  
455, 456, 341-347, 338-340, 399, 426,  
387, 429, 453, 244, 246; 379/433.01-433.13,  
434, 419, 420.01-420.04, 428.01-428.02,  
440, 368-370; 455/550.1-90.3; D13/168;  
D18/2, 7; 345/168, 169; D21/329, 331,  
517; D10/37, 126; D11/80; D28/78, 79,  
82

(56) **References Cited**

**U.S. PATENT DOCUMENTS**

D16,127 S \* 6/1885 Ladd ..... D10/37  
D225,586 S \* 12/1972 Stahl ..... D28/82  
D249,332 S \* 9/1978 Hauf ..... D9/420  
D291,991 S \* 9/1987 Lee ..... D14/147  
D292,286 S \* 10/1987 Basch ..... D14/143  
D310,093 S \* 8/1990 Sakaguchi et al. .... D18/7  
D339,299 S \* 9/1993 Kawashima ..... D10/31  
D358,149 S \* 5/1995 Fellingner ..... D14/138  
D359,733 S \* 6/1995 Fellingner ..... D14/138  
D363,069 S \* 10/1995 Bro ..... D14/191  
D371,126 S \* 6/1996 Bro ..... D14/138  
D371,792 S \* 7/1996 Patton ..... D14/218  
D371,793 S \* 7/1996 Patton ..... D14/218  
D424,751 S \* 5/2000 Kudo et al. .... D28/78  
D427,172 S \* 6/2000 Bequir ..... D14/138  
D439,376 S \* 3/2001 Lerolle ..... D28/82

D440,959 S \* 4/2001 Wolf et al. .... D14/191  
D447,476 S \* 9/2001 Chaiken et al. .... D14/345  
D451,078 S \* 11/2001 Kim ..... D14/138  
D453,751 S \* 2/2002 Bearden ..... D14/138  
D473,345 S \* 4/2003 Thorpe ..... D28/82  
D476,572 S \* 7/2003 Merritt ..... D9/504  
D487,441 S \* 3/2004 Wang et al. .... D14/138  
D487,442 S \* 3/2004 Wang et al. .... D14/138  
D488,142 S \* 4/2004 Wang et al. .... D14/138  
D489,045 S \* 4/2004 Wang et al. .... D14/138  
D489,343 S \* 5/2004 Wang et al. .... D14/138  
2002/0068617 A1 \* 6/2002 Han ..... 455/569

**FOREIGN PATENT DOCUMENTS**

WO DM/058448 \* 12/2001  
WO DM/061921 \* 11/2002  
WO DM/061922 \* 11/2002  
WO DM/062031 \* 11/2002  
WO DM/063340 \* 4/2003

\* cited by examiner

*Primary Examiner*—Jeffrey Asch  
(74) *Attorney, Agent, or Firm*—Bell, Boyd & Lloyd LLC

(57) **CLAIM**

I claim the ornamental design for a mobile phone, as shown and described.

**DESCRIPTION**

FIG. 1 is a front elevational view of a mobile phone of the claimed design showing the mobile phone in a closed position.  
FIG. 2 is a front view of the mobile phone of FIG. 1 showing the mobile phone in an open position.  
FIG. 3 is a rear elevational view of the mobile phone of FIG. 1.  
FIG. 4 is a top view of the mobile phone of FIG. 1.  
FIG. 5 is a bottom view of the mobile phone of FIG. 1.  
FIG. 6 is a right side view of the mobile phone of FIG. 1.  
FIG. 7 is another right side view of the mobile phone of FIG. 1 showing the mobile phone in an open position.  
FIG. 8 is a left side view of the mobile phone of FIG. 1.  
FIG. 9 is another left side view of the mobile phone of FIG. 1 showing the mobile phone in an open position; and,  
FIG. 10 is a perspective view of the mobile phone of FIG. 1 showing the mobile phone in an open position.

**1 Claim, 10 Drawing Sheets**

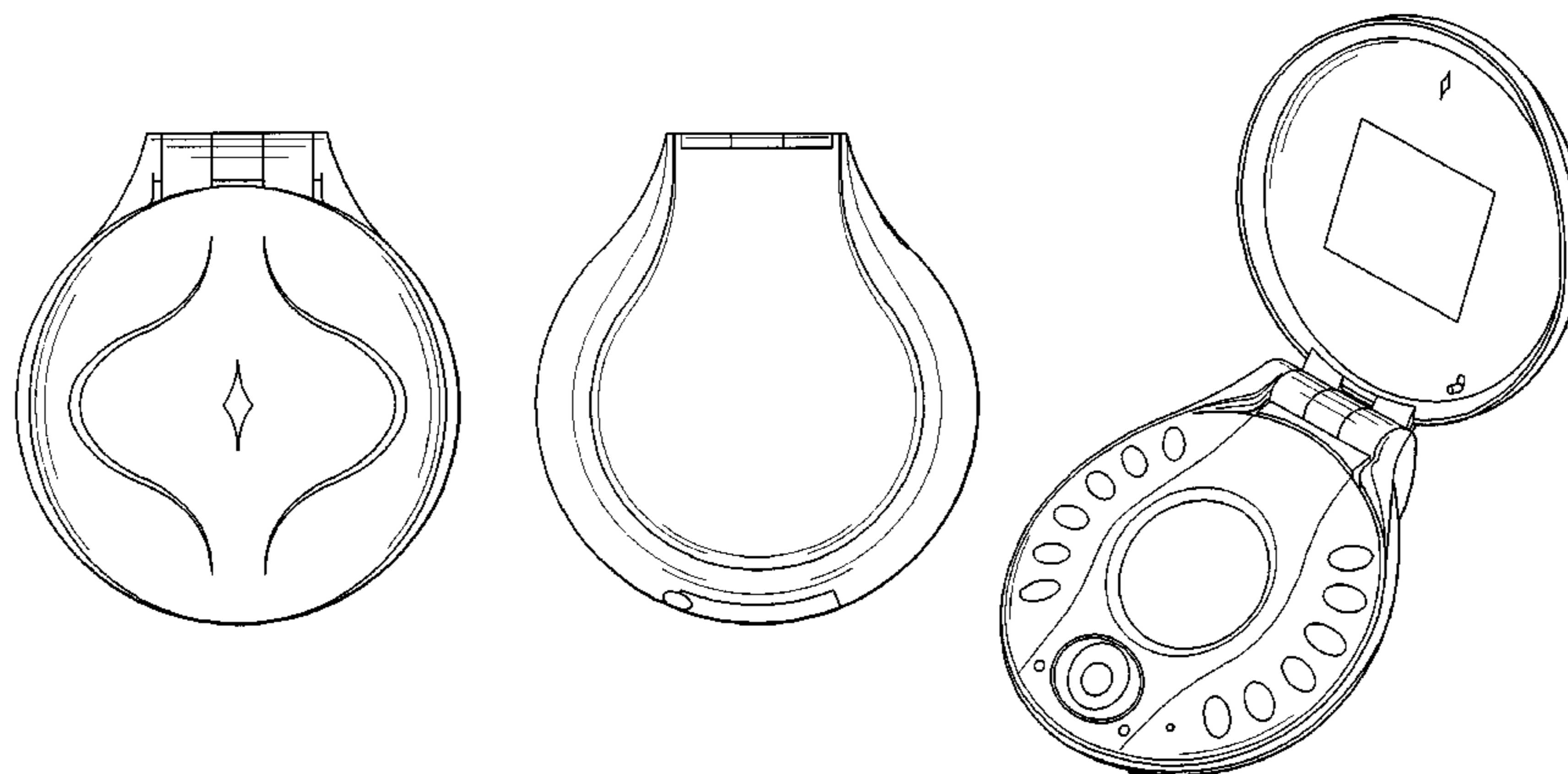


FIG. 1

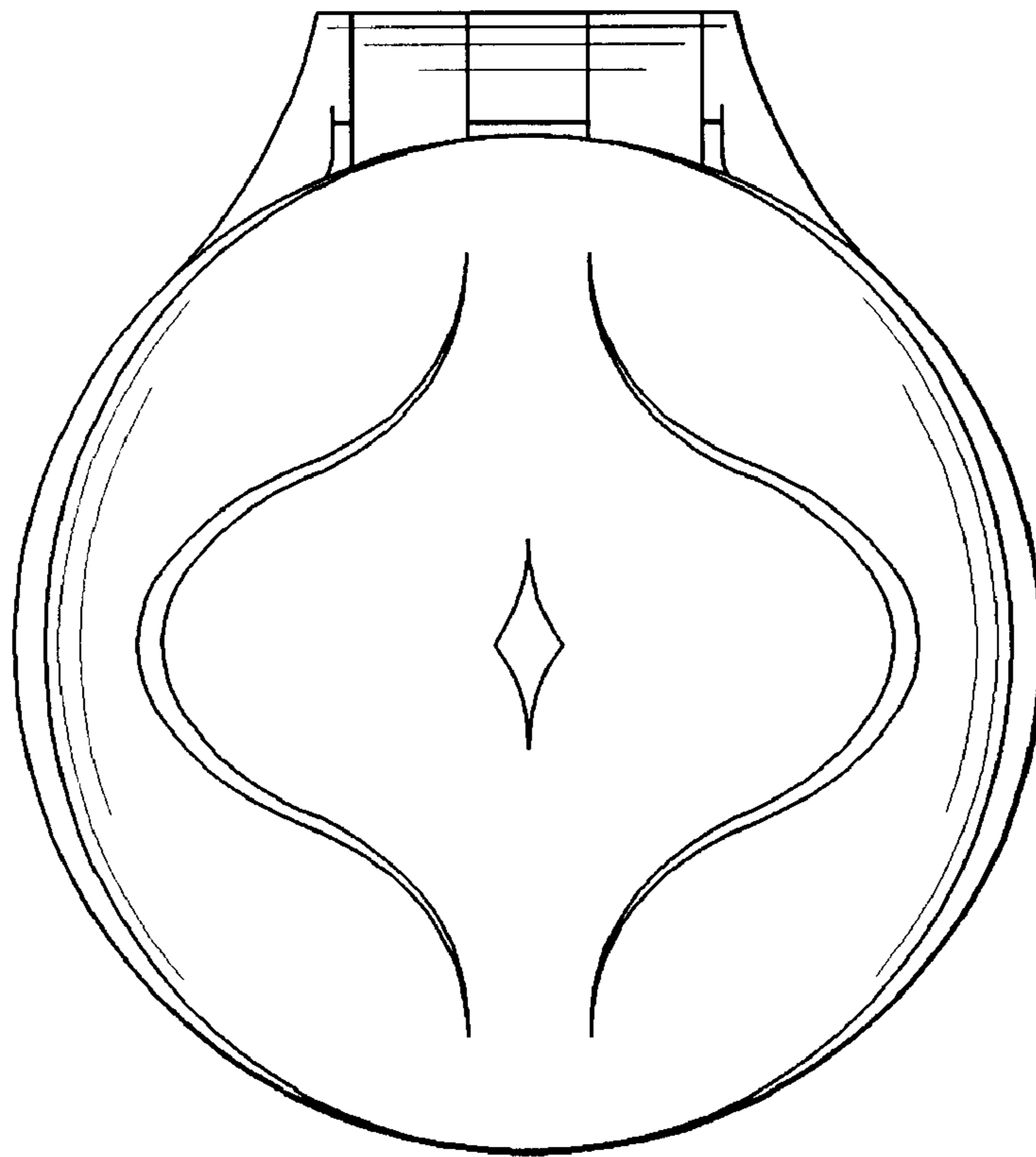


FIG. 2

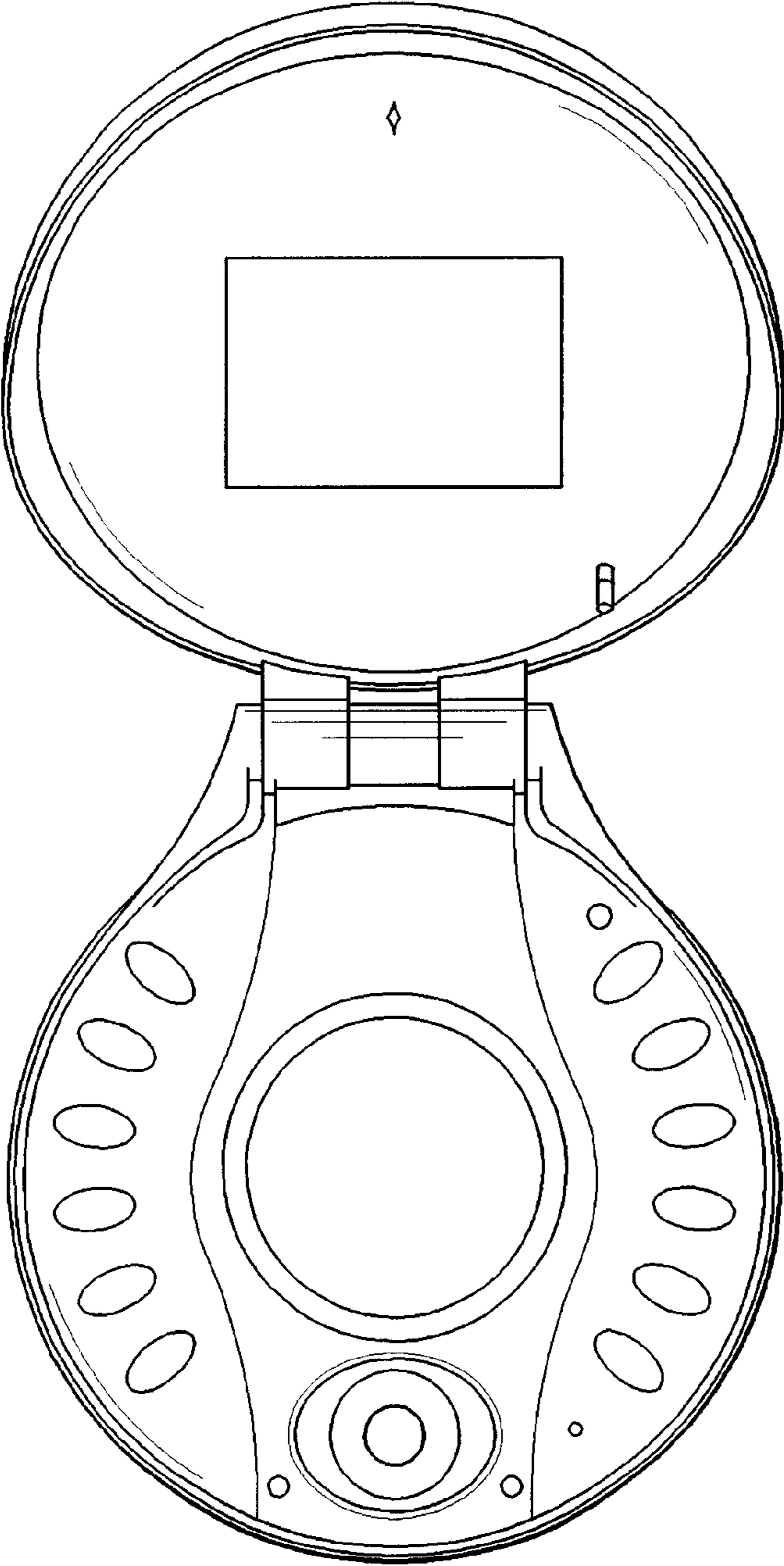


FIG. 3

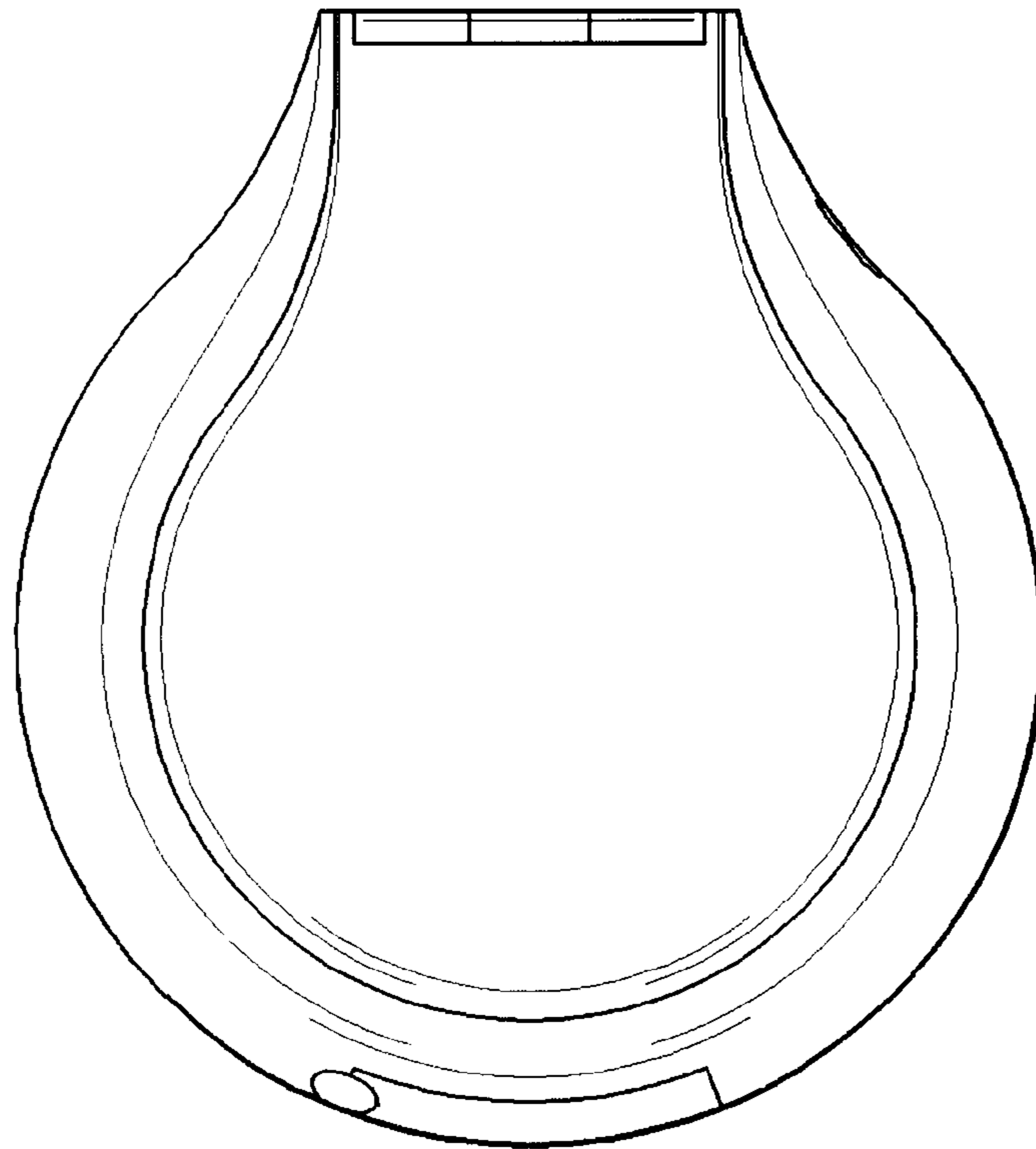


FIG. 4


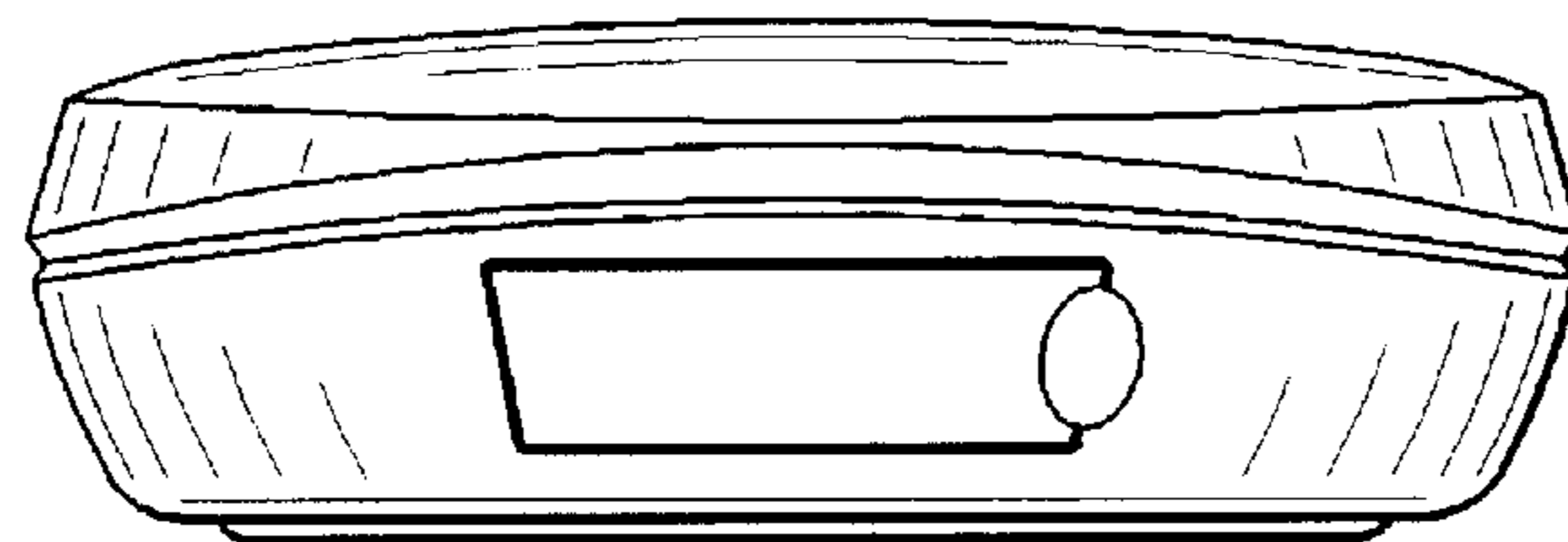


FIG. 5



**FIG. 6**

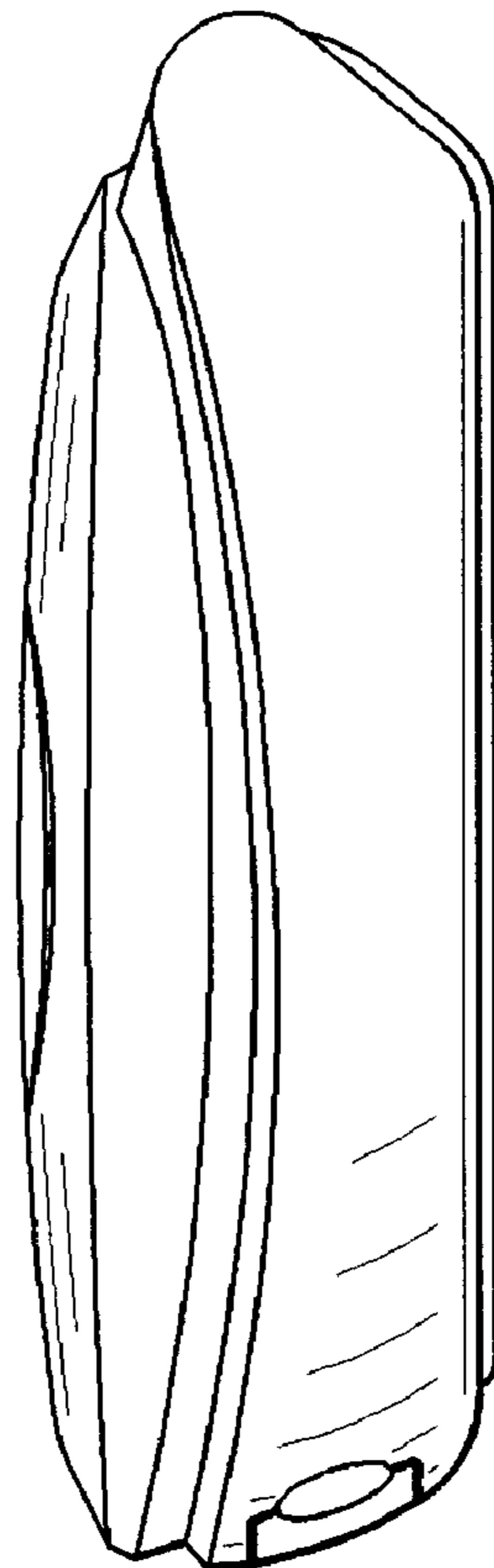


FIG. 7

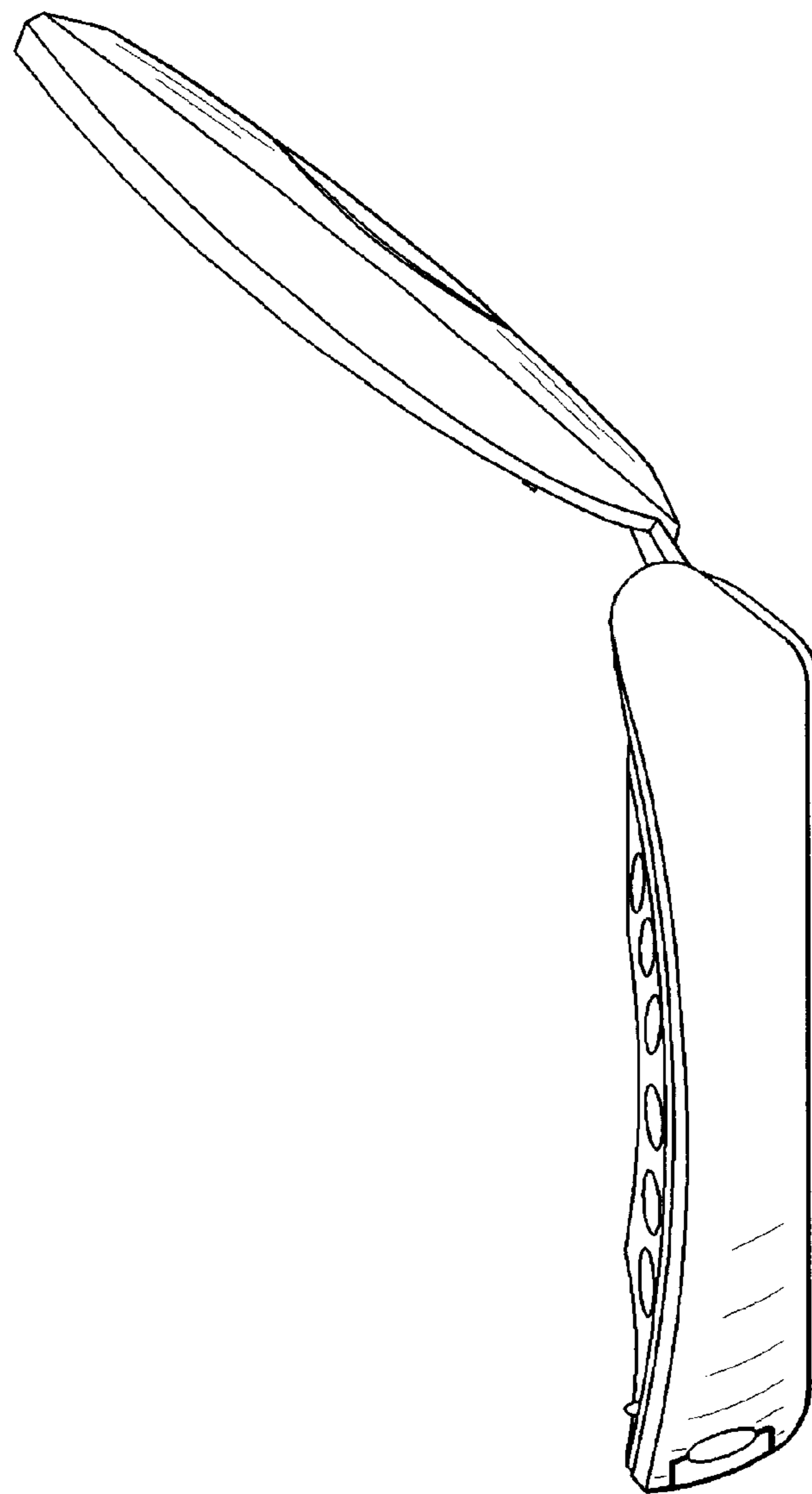




FIG. 8



FIG. 9

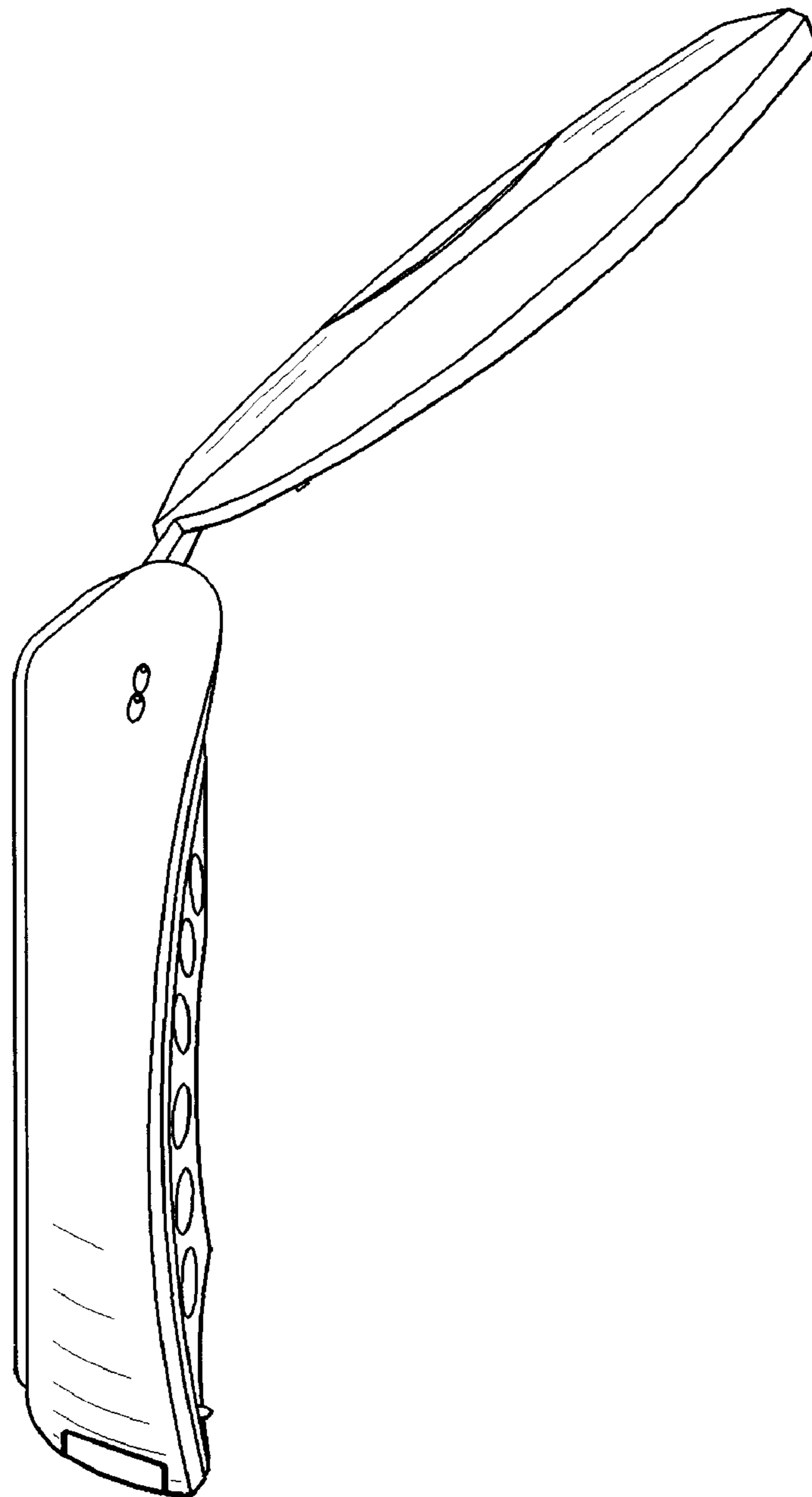


FIG.10

