

US00D496903S1

(12) **United States Design Patent** (10) **Patent No.:** **US D496,903 S**
Tsubono (45) **Date of Patent:** **** Oct. 5, 2004**

(54) **TIRE TREAD**

(75) Inventor: **Fumihito Tsubono**, Takarazuka (JP)

(73) Assignee: **The Goodyear Tire & Rubber Company**, Akron, OH (US)

(**) Term: **14 Years**

(21) Appl. No.: **29/187,470**

(22) Filed: **Aug. 1, 2003**

(30) **Foreign Application Priority Data**

Feb. 6, 2003 (JP) 2003-002586

(51) **LOC (7) Cl.** **12-15**

(52) **U.S. Cl.** **D12/603**

(58) **Field of Search** D12/579, 582-585,
D12/600, 603, 900; 152/209.1, 209.9, 209.13,
209.25

(56) **References Cited**

U.S. PATENT DOCUMENTS

D360,861 S	*	8/1995	Graas et al.	D12/566
D395,415 S	*	6/1998	Graas	D12/603
D412,474 S	*	8/1999	Heinen et al.	D12/585
D445,374 S	*	7/2001	Allison	D12/602
D450,652 S	*	11/2001	Shimizu et al.	D12/549
D476,615 S	*	7/2003	Iga et al.	D12/603
D482,322 S	*	11/2003	Hiroko	D12/584

OTHER PUBLICATIONS

Tredtech Touring Supreme SE II Tire, 2002 Tread Design Guide, Jan. 2002, p. 68. 1/5.*

Cordovan Wild Trac Radial SUV Tire, 2002 Tread Design Guide, Jan. 2002, p. 78. 3/4.*

Sears Guardsman Trailhandler AP Tire, 2002 Tread Design Guide, Jan. 2002, p. 105. 2/1.*

Kelly Armorsteel KGL Tire, 2002 Tread Design Guide, Jan. 2002, p. 130. 3/2.*

Page 153, *Motor Fan* magazine, Published by Sanei-shobo Publishing Co., Ltd., on May 1, 1995.

* cited by examiner

Primary Examiner—Robert M. Spear
(74) *Attorney, Agent, or Firm*—David L. King; Richard B. O’Planick

(57) **CLAIM**

The ornamental Design for a tire tread, as shown and described.

DESCRIPTION

FIG. 1 is a perspective view of a tire tread showing my new design, it being understood that the pattern repeats uniformly throughout the circumference of the tread;


FIG. 2 is a front elevational view thereof;

FIG. 3 is a right side elevational view thereof; the opposite side elevational view being identical thereto; and,

FIG. 4 is an enlarged fragmentary front elevational view thereof.

In the drawings, the broken lines defining the sidewall, inner bead and the peripheral boundary between the tire tread and the sidewall are for illustrative purposes only and form no part of the claimed design.

1 Claim, 4 Drawing Sheets



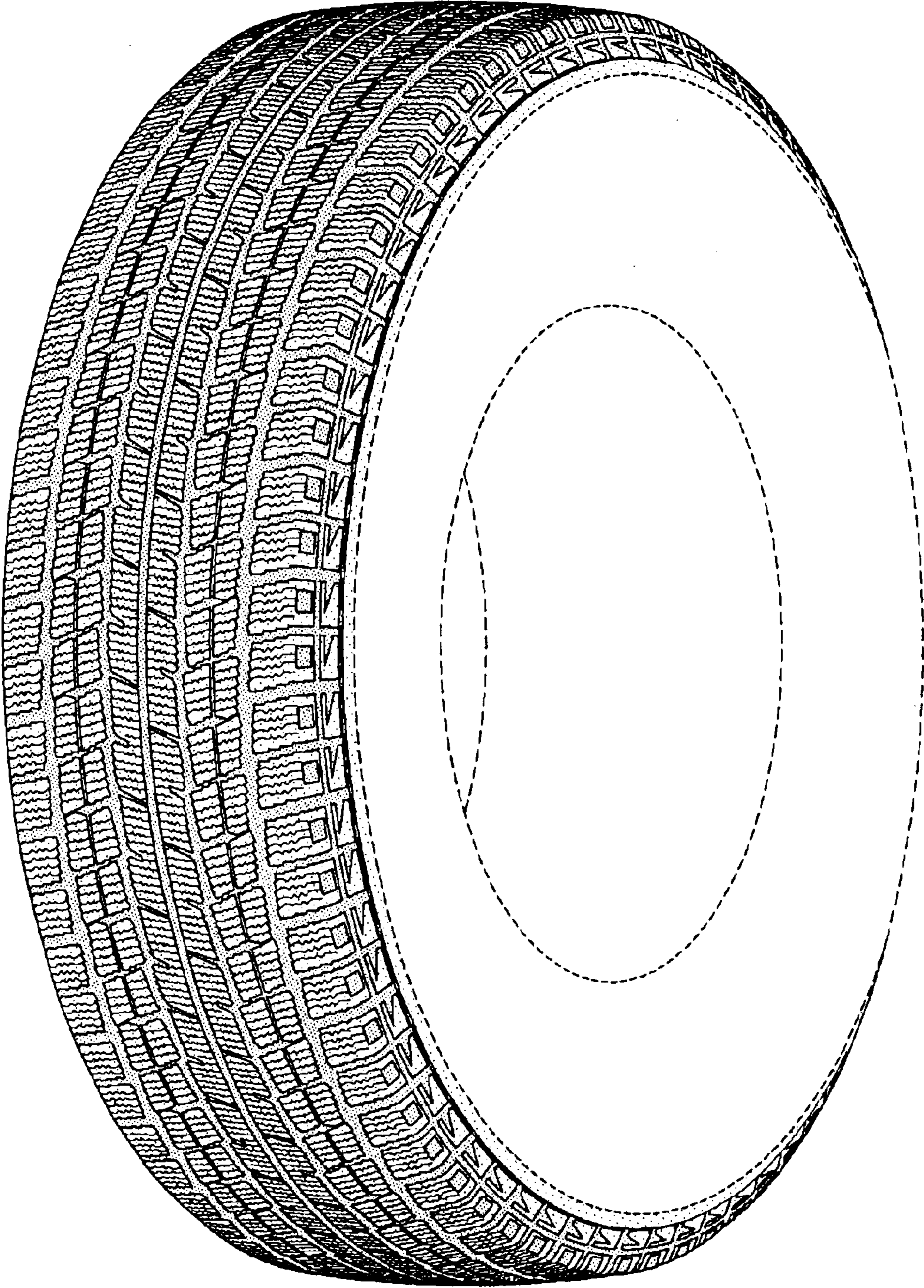


FIG-1




FIG-2

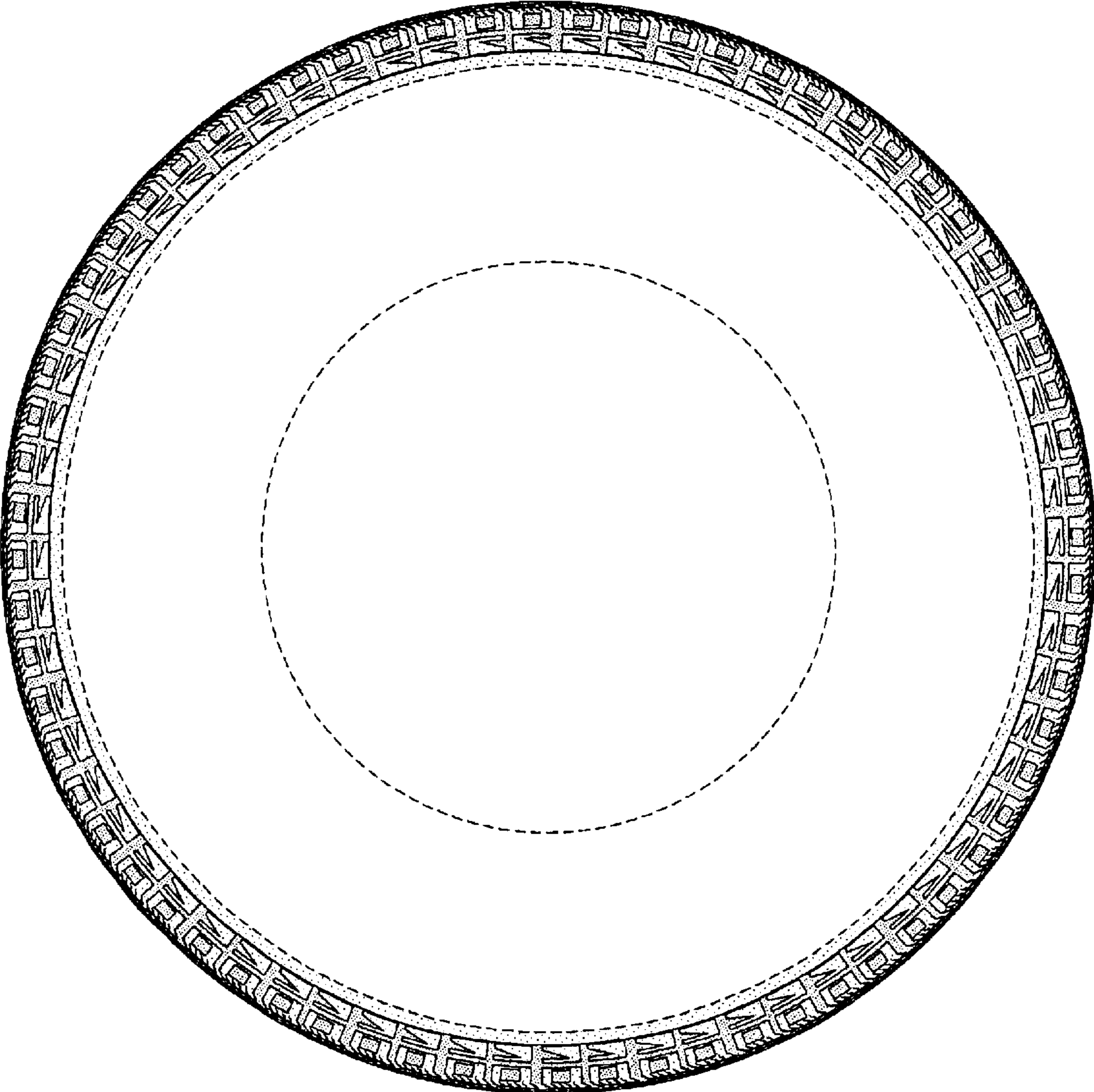


FIG-3




FIG-4