

US00D49688S1

(12) **United States Design Patent** (10) **Patent No.:** **US D496,888 S**
Johnson, Jr. (45) **Date of Patent:** **** Oct. 5, 2004**

(54) **ANTI-RATTLE COVER FOR A TRAILER BALL**

(76) Inventor: **Howard Percival Johnson, Jr.**, 15200 Mt. Calvert Rd., Upper Marlboro, MD (US) 20772

(**) Term: **14 Years**

(21) Appl. No.: **29/197,394**

(22) Filed: **Jan. 15, 2004**

(51) **LOC (7) Cl.** **12-16**

(52) **U.S. Cl.** **D12/162**

(58) **Field of Search** D12/162, 400; 280/504-507, 511, 495; 293/117; 150/166

(56) **References Cited**

U.S. PATENT DOCUMENTS

D190,636 S	*	6/1961	Schlosser	D12/162
3,228,445 A	*	1/1966	Mayotte	280/507
D316,069 S	*	4/1991	Yocum	D12/162
D355,630 S	*	2/1995	Liland et al.	D12/162
D376,339 S	*	12/1996	Arakelian	D12/162
D415,117 S	*	10/1999	Belinky et al.	D13/184
6,322,094 B1	*	11/2001	Poe	280/507
D475,954 S	*	6/2003	Brabant, Sr.	D12/162
D480,338 S	*	10/2003	Harwood	D12/162
D485,217 S	*	1/2004	McCoy et al.	D12/162

* cited by examiner

Primary Examiner—Stacia Cadmus

(74) *Attorney, Agent, or Firm*—Stevens, Davis, Miller & Mosher, L.L.P.

(57) **CLAIM**

The ornamental design for an anti-rattle cover for a trailer ball, as shown and described.

DESCRIPTION

FIG. 1 is a perspective view of the anti-rattle cover for a trailer ball of the invention;

FIG. 2 is an elevation view of the anti-rattle cover for a trailer ball of the invention;

FIG. 3 is a top view of the anti-rattle cover for a trailer ball of the invention;

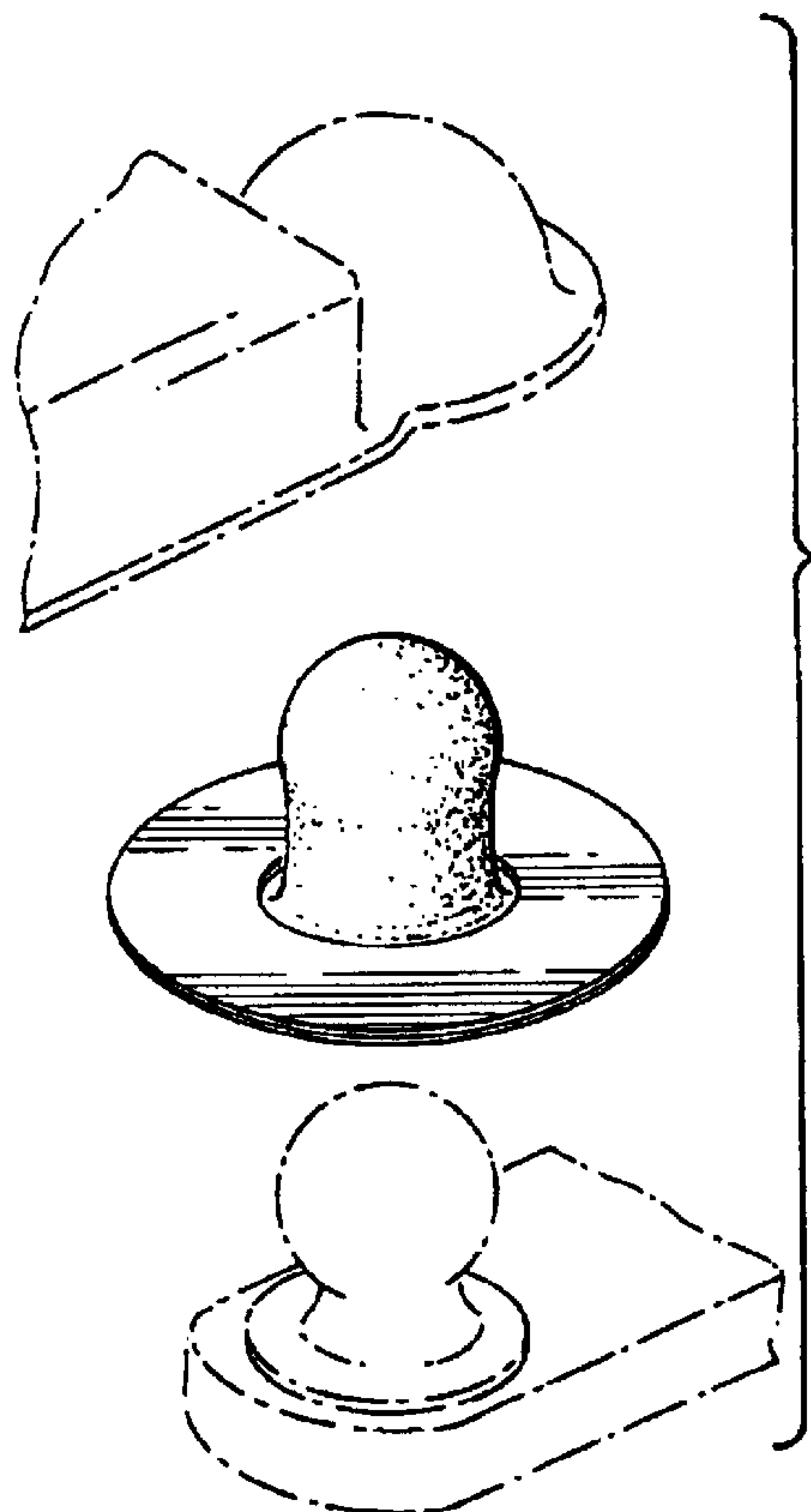
FIG. 4 is a bottom view of the anti-rattle cover for a trailer ball of the invention; and,

FIG. 5 is an enlarged, partially sectioned view along line 5—5 of FIG. 3 of the anti-rattle cover for a trailer ball of the invention; showing the multilayer components of the anti-rattle cover for a trailer ball.

It is to be understood that the indicia shown in dotted line in FIG. 5 is for illustrative purposes only and forms no part of the claimed design and may be omitted or changed without departing from the scope of the claimed design.

Similarly, the dotted lines showing the environment of the invention as a ball cover in a trailer hitch as shown in FIG. 1 is intended only for illustrative purposes only and forms no part of the claimed invention.

1 Claim, 1 Drawing Sheet



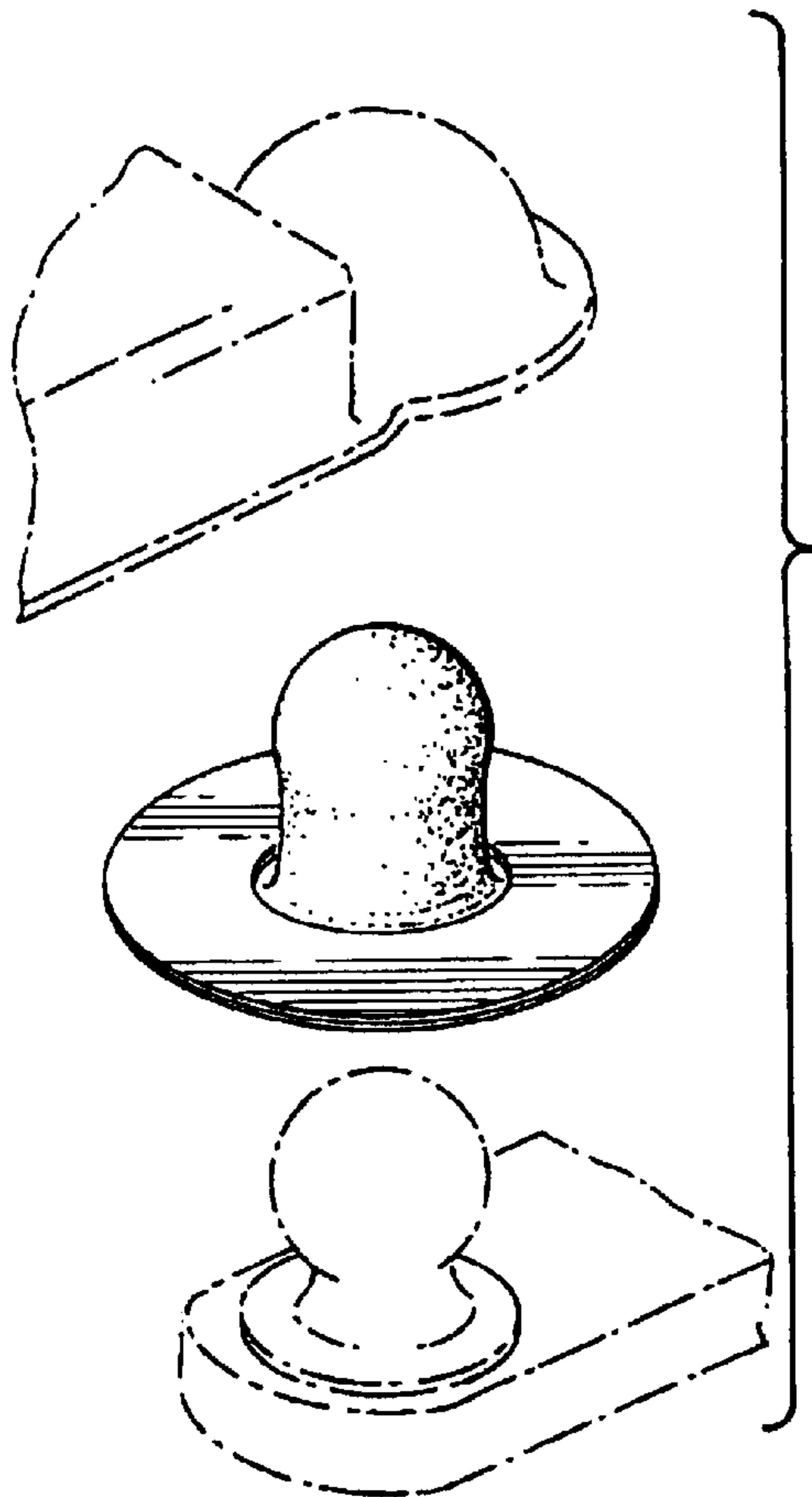


FIG. 1

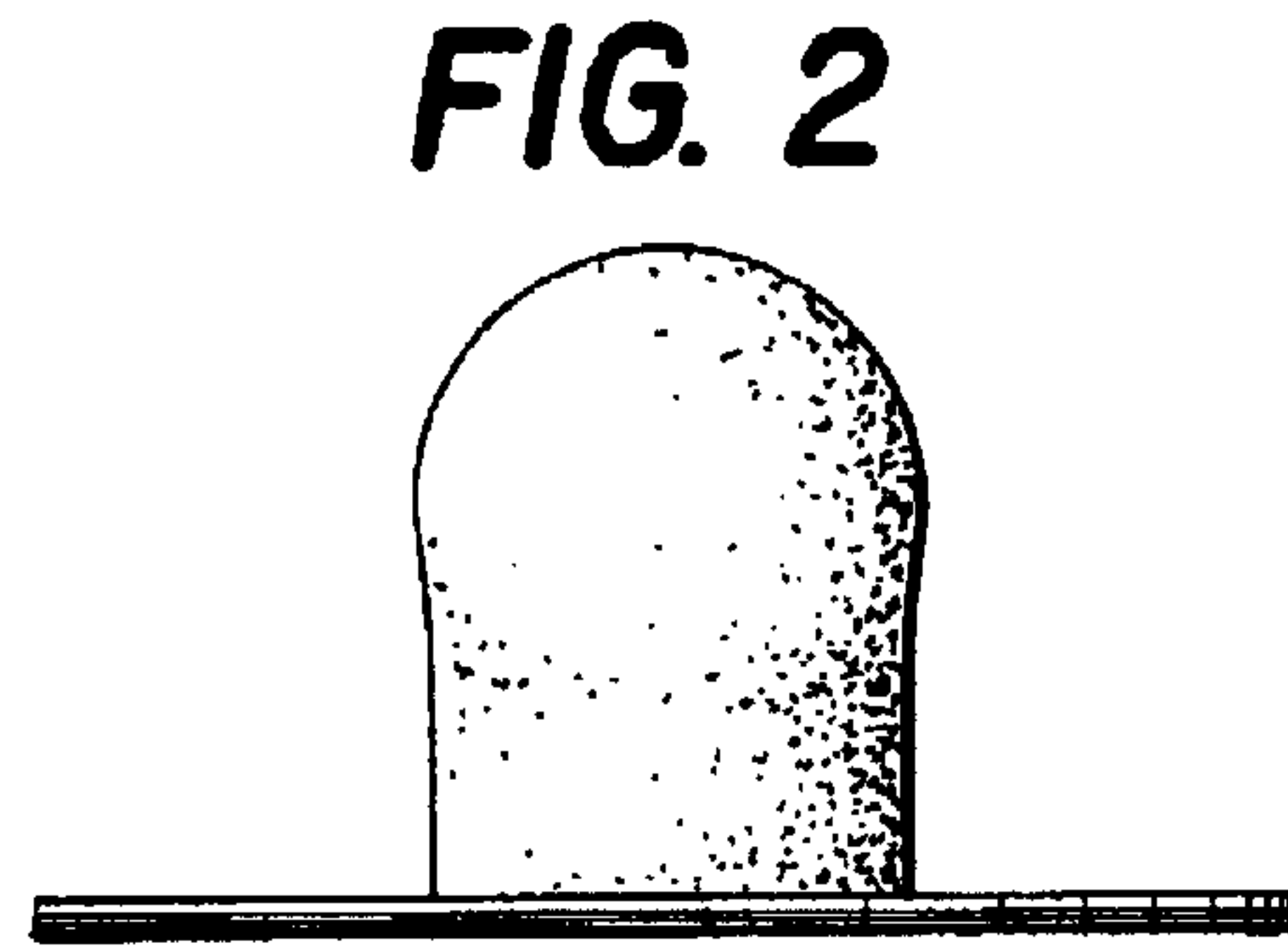


FIG. 2

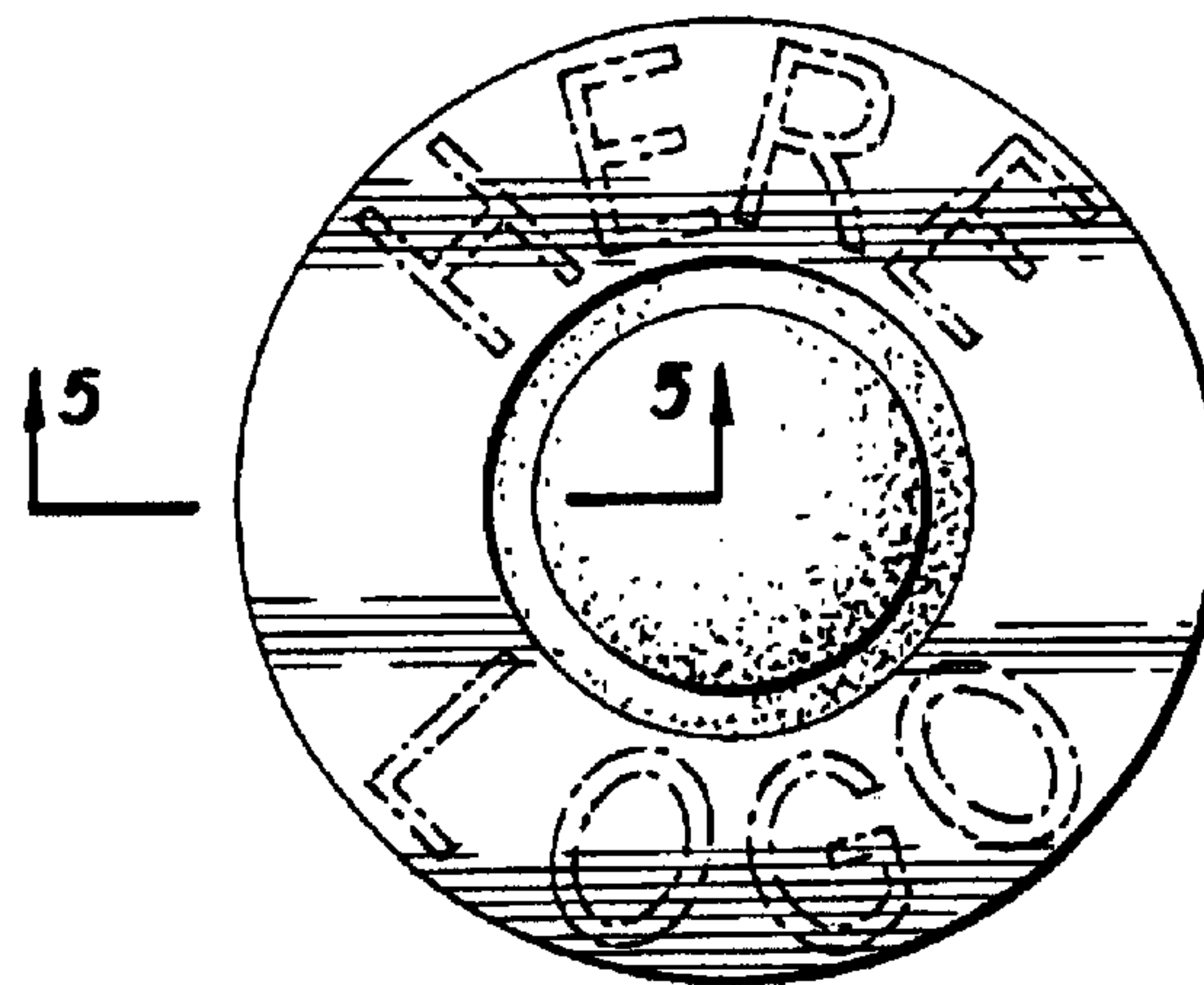


FIG. 3

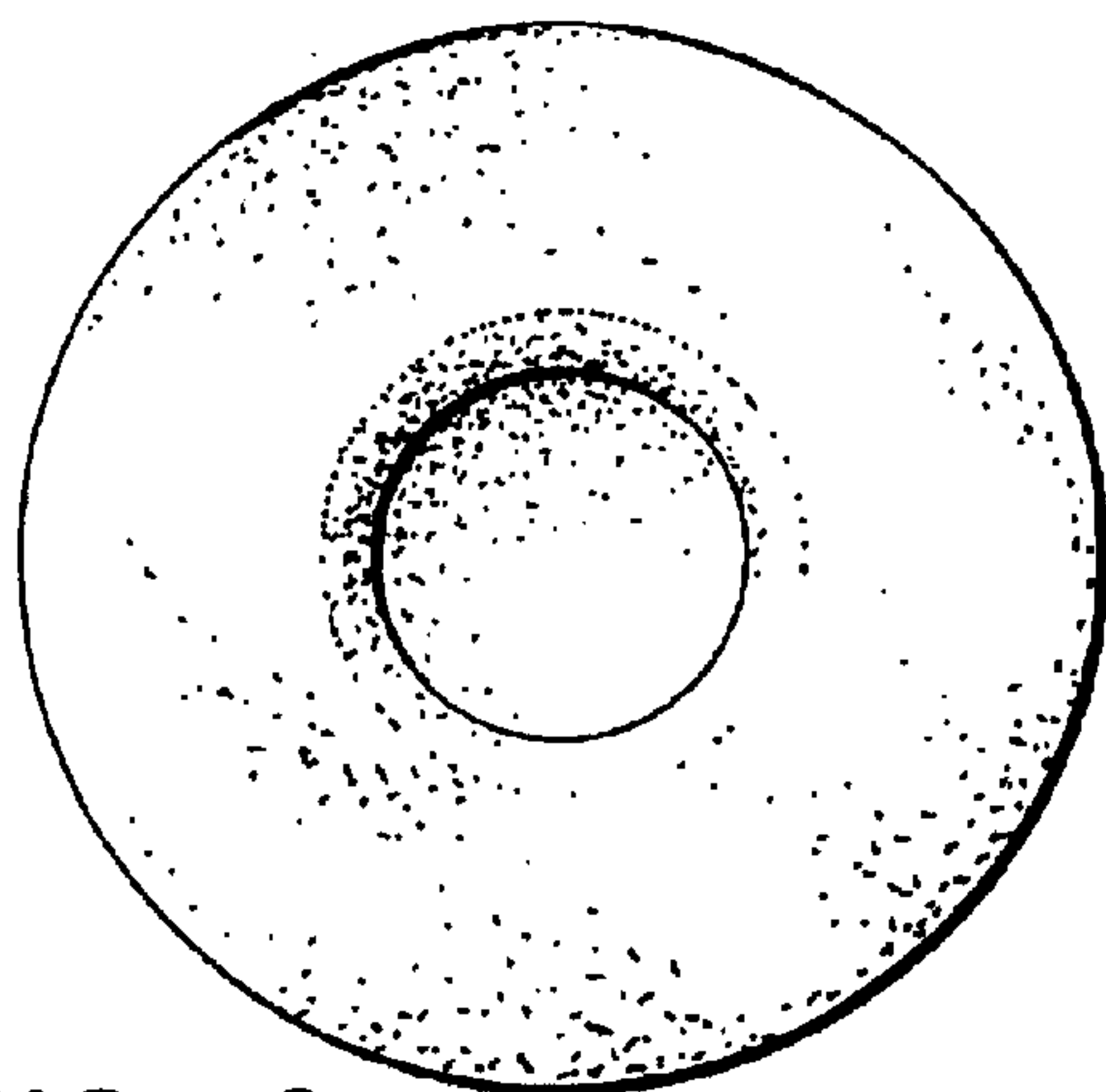


FIG. 4



FIG. 5