

US00D496880S1

(12) **United States Design Patent**
Puett, III

(10) **Patent No.: US D496,880 S**

(45) **Date of Patent: ** Oct. 5, 2004**

(54) **ANTENNA FLAG**

(76) **Inventor: Ralph Thomas Puett, III, 2975**
McDonald La., Corona, CA (US) 92881

(**) **Term: 14 Years**

(21) **Appl. No.: 29/195,129**

(22) **Filed: Dec. 5, 2003**

(51) **LOC (7) Cl. 11-05**

(52) **U.S. Cl. D11/172**

(58) **Field of Search** D2/739, 862, 863,
D2/869, 870, 878; D11/131, 133, 157, 163,
165, 166, 167, 168, 169, 170, 171, 172,
173, 174, 175, 176, 177, 178, 179, 180,
181, 182, 183; D20/11; D21/549, 550;
116/173, 174, 175; 428/13, 542.2, 542.4;
D12/88

(56) **References Cited**

U.S. PATENT DOCUMENTS

3,496,572 A	*	2/1970	Herzig	2/457
4,117,552 A	*	10/1978	Simpson	2/2.14
D256,186 S	*	8/1980	Danat et al.	D11/238
D265,181 S	*	6/1982	Ornatek	D11/166
D268,745 S	*	4/1983	Ornatek	D11/166
D279,773 S	*	7/1985	Breyer-Lindner	D11/81
D301,990 S	*	7/1989	Webb	D11/81
4,947,490 A	*	8/1990	Hayden	2/424
D321,845 S	*	11/1991	Nys	D11/157
D349,632 S	*	8/1994	Nicholson et al.	D7/613
D360,056 S	*	7/1995	Tamez	D28/67
D379,149 S	*	5/1997	Powell et al.	D9/451
D383,953 S	*	9/1997	DeFilippo	D8/38
D386,161 S	*	11/1997	Young	D14/403
D390,433 S	*	2/1998	Miller	D8/38
5,860,162 A	*	1/1999	Love	2/2.14
D408,456 S	*	4/1999	Garner	D19/90
D411,319 S	*	6/1999	Baker	D26/25
D417,769 S	*	12/1999	Cauthen	D2/869
D420,670 S	*	2/2000	Hernandez et al.	D14/232

D421,066 S	*	2/2000	Nieder	D20/41
D421,933 S	*	3/2000	Bender	D12/88
D423,401 S	*	4/2000	Wolford	D11/131.1
D428,874 S	*	8/2000	White	D14/207
D429,870 S	*	8/2000	Venditto, Jr.	D2/869
D430,557 S	*	9/2000	Kaufmann	D14/232
D436,712 S	*	1/2001	Smith	D1/113
D440,026 S	*	4/2001	Barney	D99/30
D441,750 S	*	5/2001	Higa et al.	D14/403
D442,818 S	*	5/2001	Cragg	D7/334
D463,094 S	*	9/2002	Haselmayer et al.	D2/739
D473,486 S	*	4/2003	Gravois	D11/157
D483,375 S	*	12/2003	Denney	D14/440

OTHER PUBLICATIONS

Team NFL brochure, Window Pennants, #9400 Dallas Cowboys and #9404 Los Angeles Raiders, Aug. 15, 1995.*

* cited by examiner

Primary Examiner—James Gandy
Assistant Examiner—Elizabeth Albert

(57) **CLAIM**

I claim the ornamental design for a antenna flag, as shown and described.

DESCRIPTION

FIG. 1 is a top view of the antenna flag showing my new design;

FIG. 2 is a front view of the antenna flag. The back view is a mirror image;

FIG. 3 is a left side view of the antenna flag;

FIG. 4 is a right side view of the antenna flag; and,

FIG. 5 is a bottom view of the antenna flag.

The broken lines showing environment in the drawing are for illustrative purposes only and form no part of the claimed design.

The crisscross pattern of lines in the drawing represents material and is understood to be distributed uniformly over the surface of the flag.

1 Claim, 1 Drawing Sheet

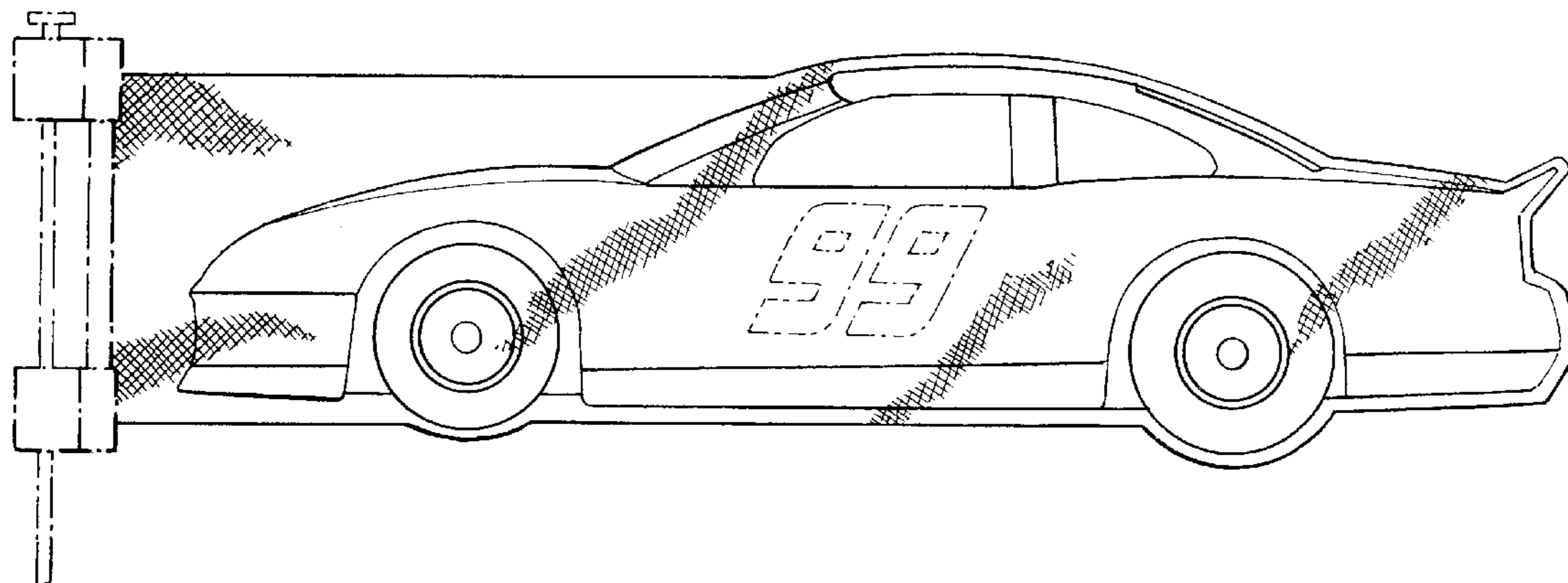


FIG. 1

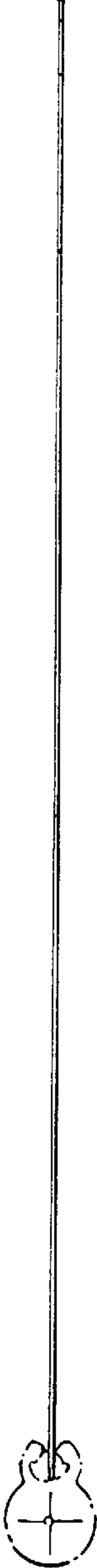


FIG. 2

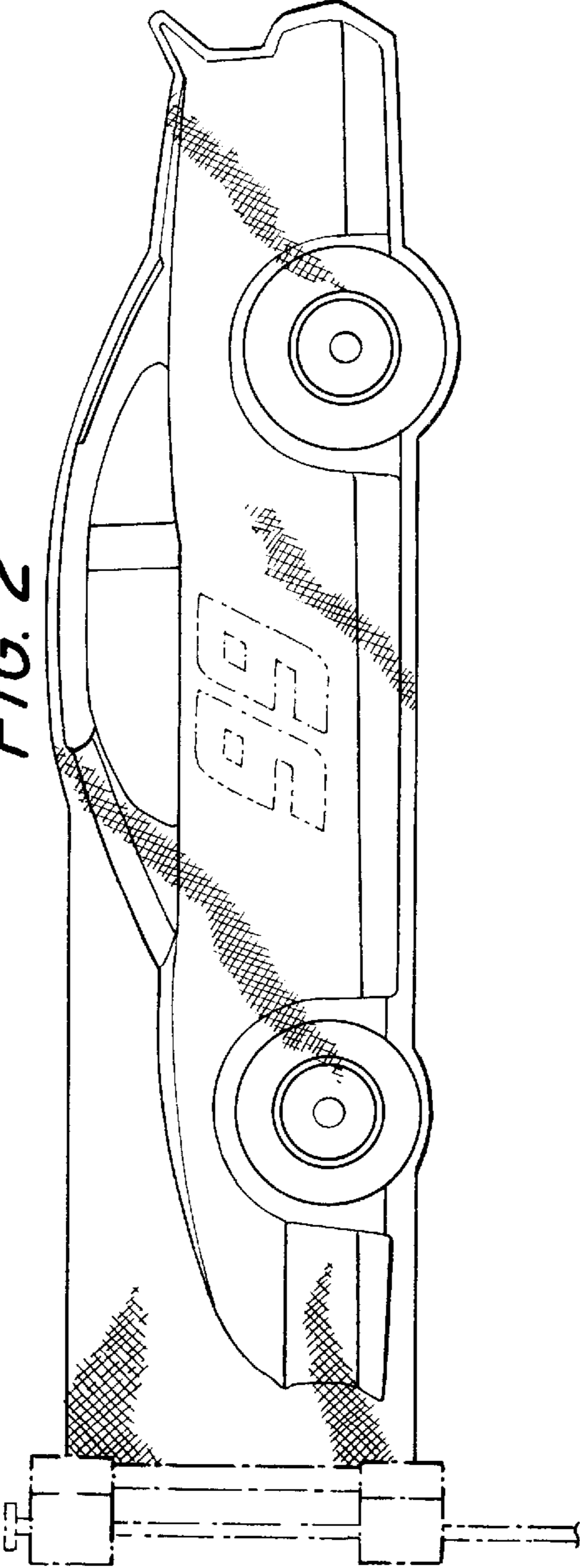


FIG. 3

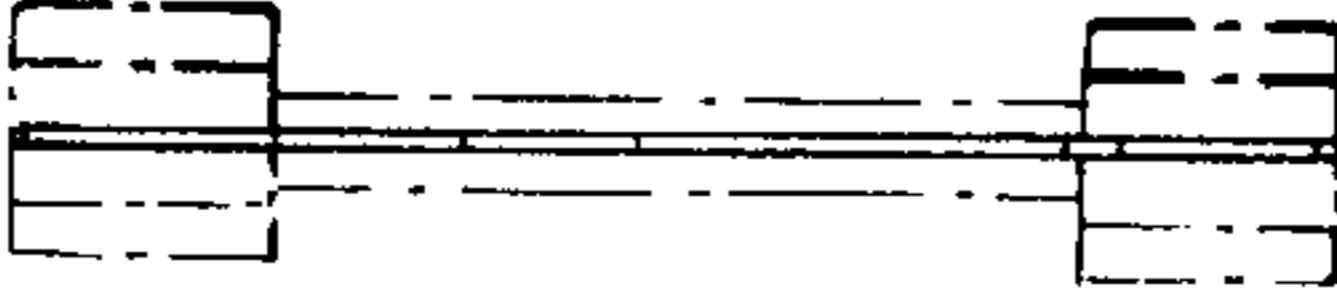


FIG. 4

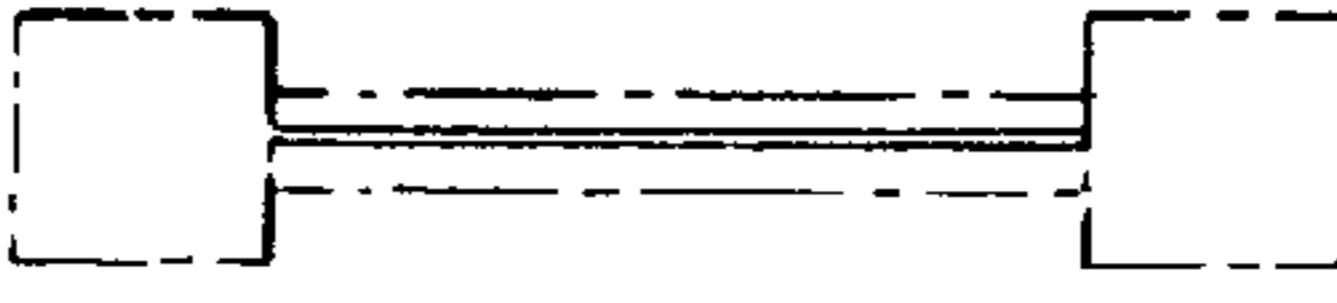


FIG. 5

