



US00D496876S1

(12) **United States Design Patent** (10) **Patent No.:** **US D496,876 S**  
**Kalas** (45) **Date of Patent:** **\*\* Oct. 5, 2004**

(54) **SYMBOLIC WALL HANGING**  
 (76) **Inventor:** **Robert K. Kalas**, 2603 S. Superior St.,  
 Milwaukee, WI (US) 53207  
 (\*\*) **Term:** **14 Years**

5,027,261 A \* 6/1991 Hudson, Jr. .... 362/98  
 5,165,783 A \* 11/1992 Barron, Sr. .... 40/714 X  
 D363,045 S \* 10/1995 Phillips et al. .... D11/139  
 5,699,676 A \* 12/1997 Trulaske, Sr. .... 362/125 X  
 5,722,754 A \* 3/1998 Langner .... 362/253 X  
 6,591,530 B1 \* 7/2003 Liao .... 40/714

\* cited by examiner

(21) **Appl. No.:** **29/169,556**  
 (22) **Filed:** **Oct. 23, 2002**

*Primary Examiner*—Prabhakar Deshmukh  
*Assistant Examiner*—C. Tuttle

(51) **LOC (7) Cl.** ..... **11-02**  
 (52) **U.S. Cl.** ..... **D11/133; D11/132**  
 (58) **Field of Search** ..... D11/131–133,  
 D11/109, 110; D20/10, 12, 29, 34, 42,  
 99; D6/300, 301, 303, 308; D26/51, 56;  
 428/542.2, 542.4, 913.3; 40/661.02, 541,  
 545, 700, 714, 904; 362/97–99, 125, 135,  
 253

(57) **CLAIM**

The ornamental design for a symbolic wall hanging, as shown and described.

**DESCRIPTION**

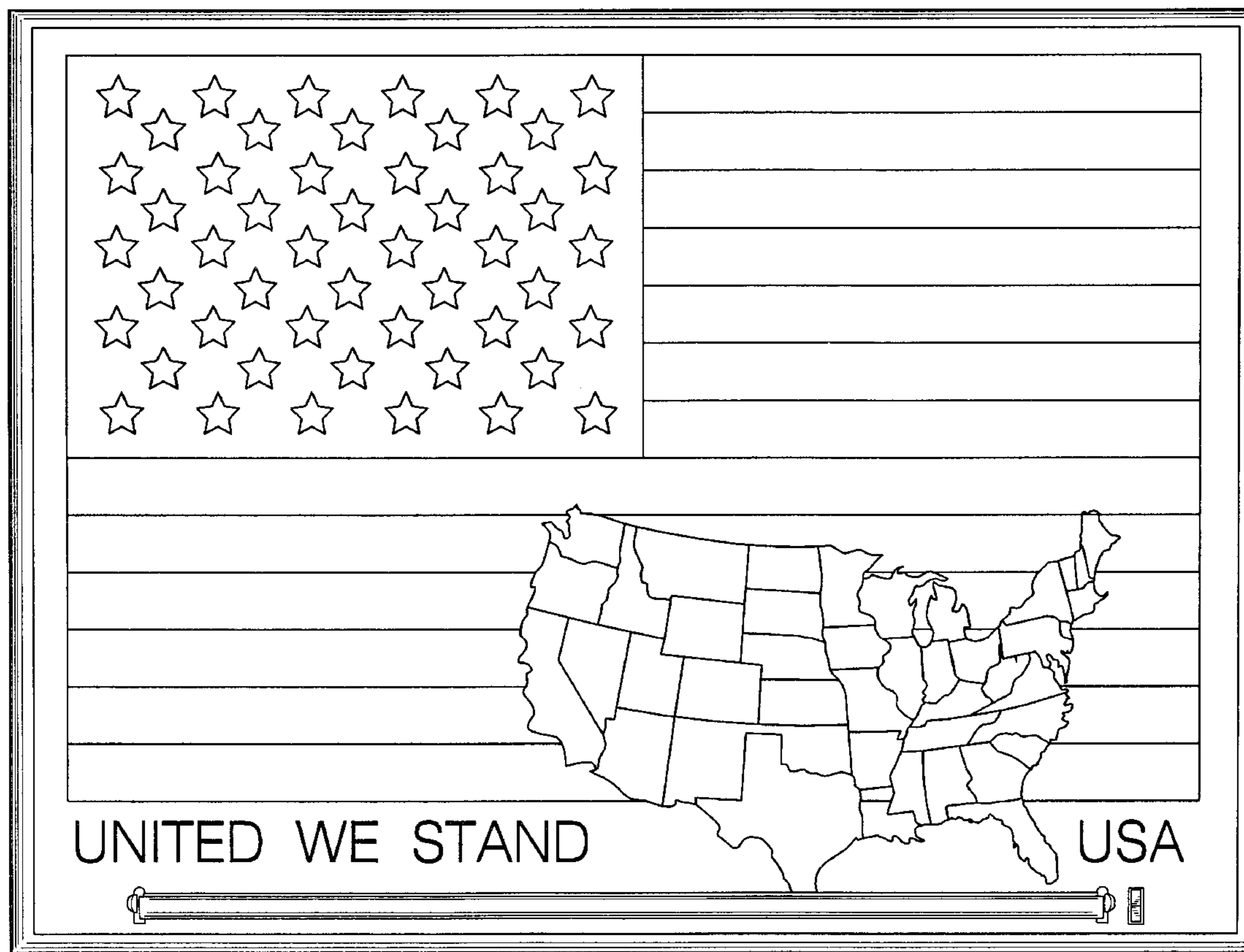
FIG. 1 is a front elevational view of a symbolic wall hanging showing my new design;  
 FIG. 2 is a rear elevational view of the symbolic wall hanging;  
 FIG. 3 is a left side elevational view of the symbolic wall hanging;  
 FIG. 4 is a right side elevational view of the symbolic wall hanging;  
 FIG. 5 is a top plan view of the symbolic wall hanging; and,  
 FIG. 6 is a bottom plan view of the symbolic wall hanging.

(56) **References Cited**

**U.S. PATENT DOCUMENTS**

2,199,499 A \* 5/1940 Kreidler ..... 273/273  
 D132,275 S \* 5/1942 Genter ..... D20/33  
 D144,123 S \* 3/1946 Maxwell, Sr. .... D11/135  
 D263,689 S \* 4/1982 Moore ..... D11/135  
 4,862,614 A \* 9/1989 Shettleroe ..... 40/904 X  
 5,010,463 A \* 4/1991 Ross ..... 362/253

**1 Claim, 4 Drawing Sheets**



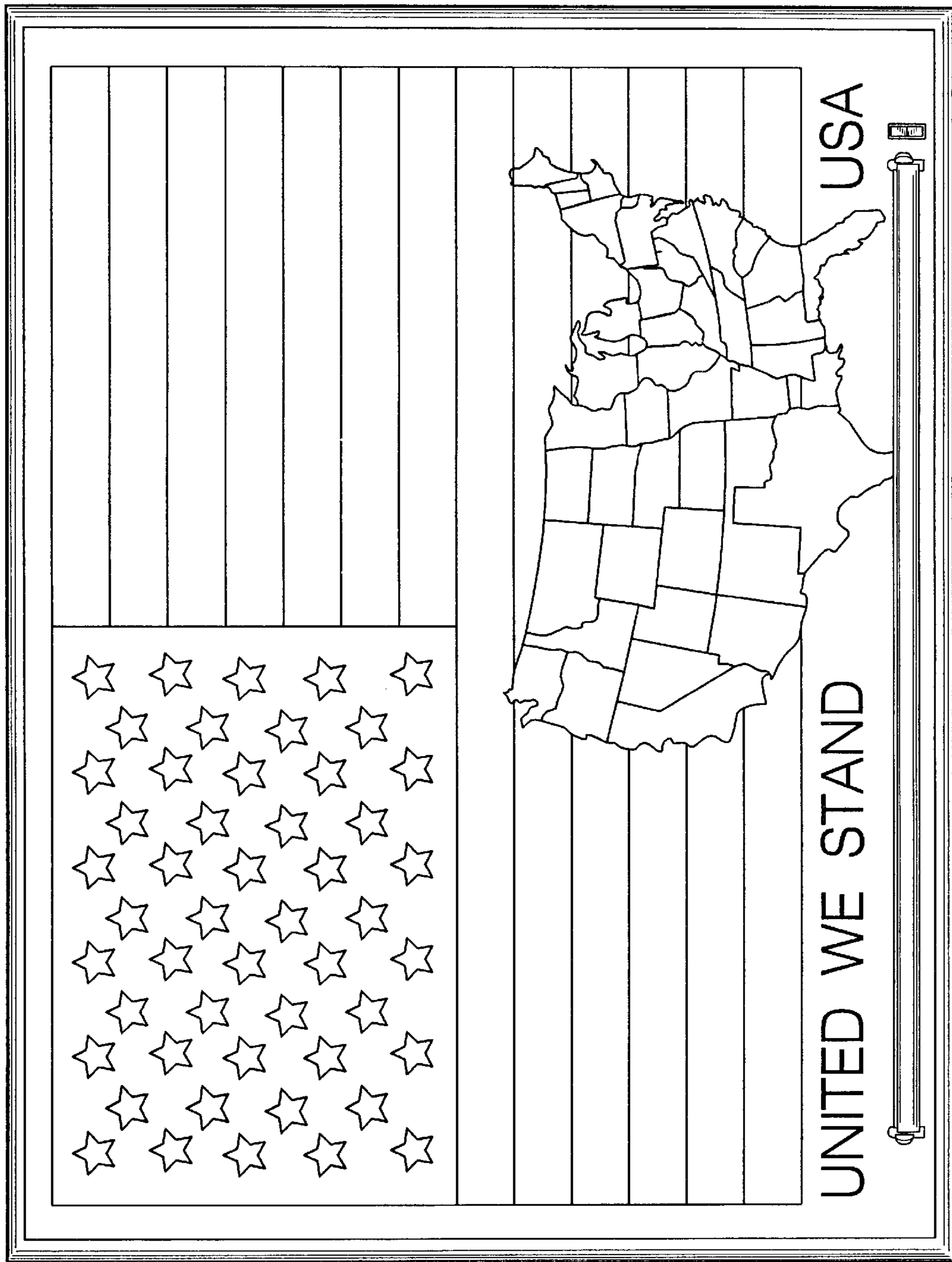


FIG. 1




FIG. 2

FIG. 4




FIG. 3





FIG. 5



FIG. 6