

US00D496863S1

(12) **United States Design Patent**  
**Aldrey R. et al.**

(10) **Patent No.: US D496,863 S**  
(45) **Date of Patent: \*\* Oct. 5, 2004**

(54) **CONTAINER**

(75) Inventors: **Eduardo R. Aldrey R.**, Caracas (VE);  
**Rodrigo A. Machado I.**, Caracas (VE)

(73) Assignee: **Deltaven, S.A.**, Caracas (VE)

(\*\*) Term: **14 Years**

(21) Appl. No.: **29/158,388**

(22) Filed: **Apr. 3, 2002**

(30) **Foreign Application Priority Data**

Oct. 4, 2001 (VE) ..... 01-02091

(51) **LOC (7) Cl.** ..... **09-01**

(52) **U.S. Cl.** ..... **D9/523; D9/541; D9/543;**  
**D9/563**

(58) **Field of Search** ..... **D9/300, 516, 523,**  
**D9/526, 528, 529-530, 541, 542-543, 552,**  
**554, 563-565, 570-572, 575, 547, 569;**  
**215/382-384, 396, 398, 400; 222/206, 212,**  
**215, 382**

(56) **References Cited**

**U.S. PATENT DOCUMENTS**

D195,600 S \* 7/1963 Neyman ..... D9/523  
D196,076 S \* 8/1963 Schnur ..... D9/528  
D205,967 S \* 10/1966 Platte ..... D9/523  
3,409,182 A \* 11/1968 McDonnell ..... 222/211

D302,522 S \* 8/1989 Charboneau et al. .... D9/523  
D303,628 S \* 9/1989 Beaver ..... D9/523  
D309,100 S \* 7/1990 Beaver ..... D9/523  
D334,713 S \* 4/1993 Segati ..... D9/543  
D354,916 S \* 1/1995 Park ..... D9/523  
5,918,753 A \* 7/1999 Ogg et al. .... 215/382  
6,059,152 A \* 5/2000 Mayfield ..... 222/382  
D444,708 S \* 7/2001 Cummings ..... D9/523  
D477,783 S \* 7/2003 Gilmore et al. .... D9/523

\* cited by examiner

*Primary Examiner*—Philip S. Hyder

*Assistant Examiner*—Carol Rademaker

(74) *Attorney, Agent, or Firm*—Bachman & LaPointe, P.C.

(57) **CLAIM**

The ornamental design for a container, as shown and described.

**DESCRIPTION**

FIG. 1 is a front elevational view of the container of the present invention;

FIG. 2 is a rear elevational view thereof;

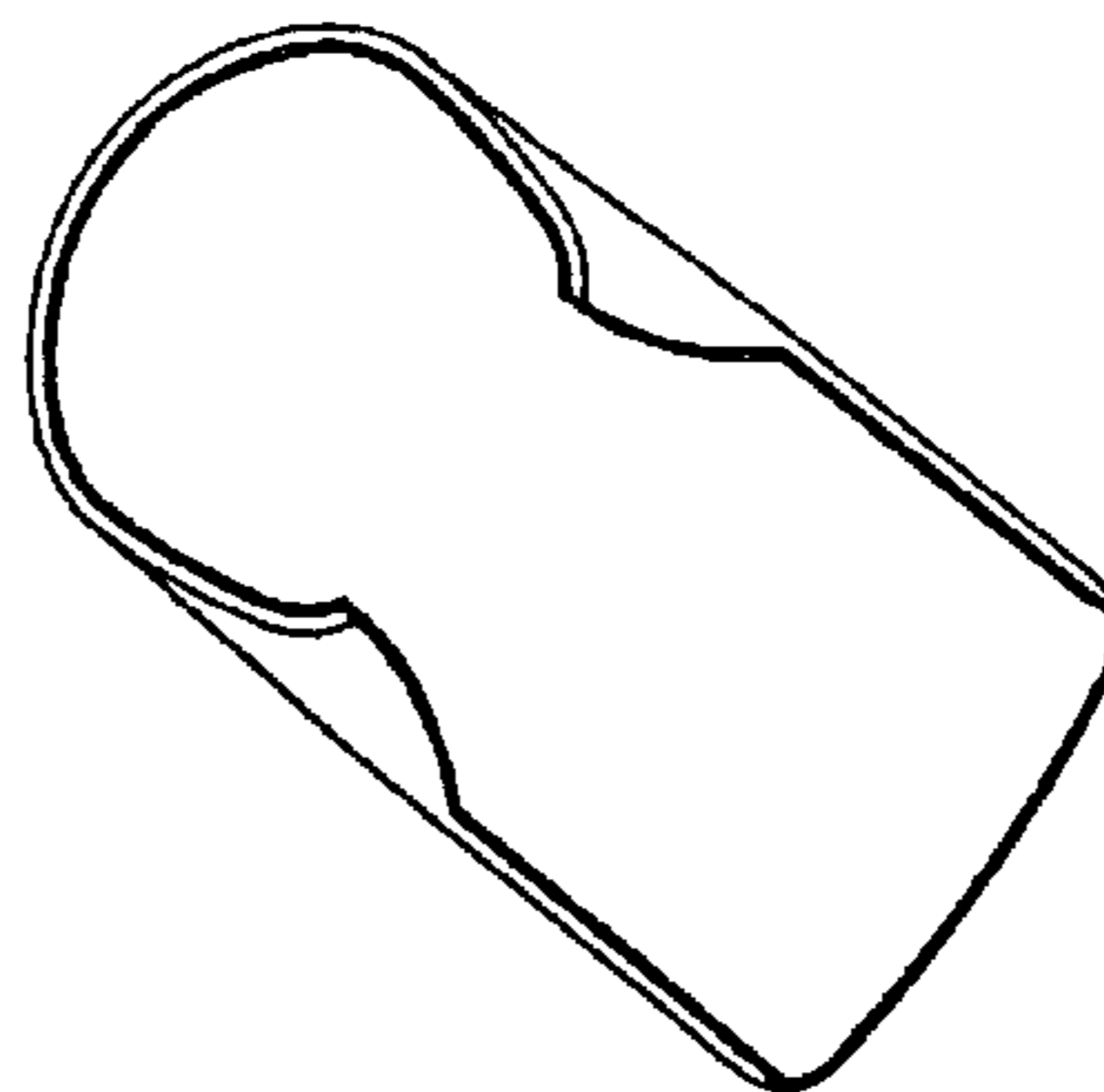

FIG. 3 is a side elevational view of thereof;

FIG. 4 is a top plan view thereof;

FIG. 5 is a sectional view thereof, taken along section line 5—5 of FIG. 3; and,

FIG. 6 is a sectional view thereof, taken along section line 6—6 of FIG. 3.

**1 Claim, 2 Drawing Sheets**



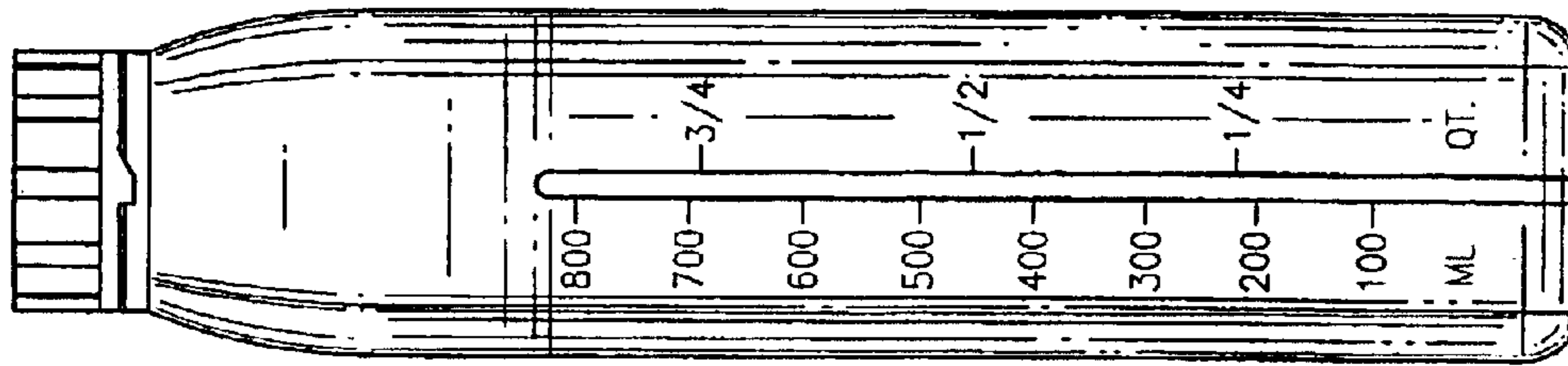


FIG. 2

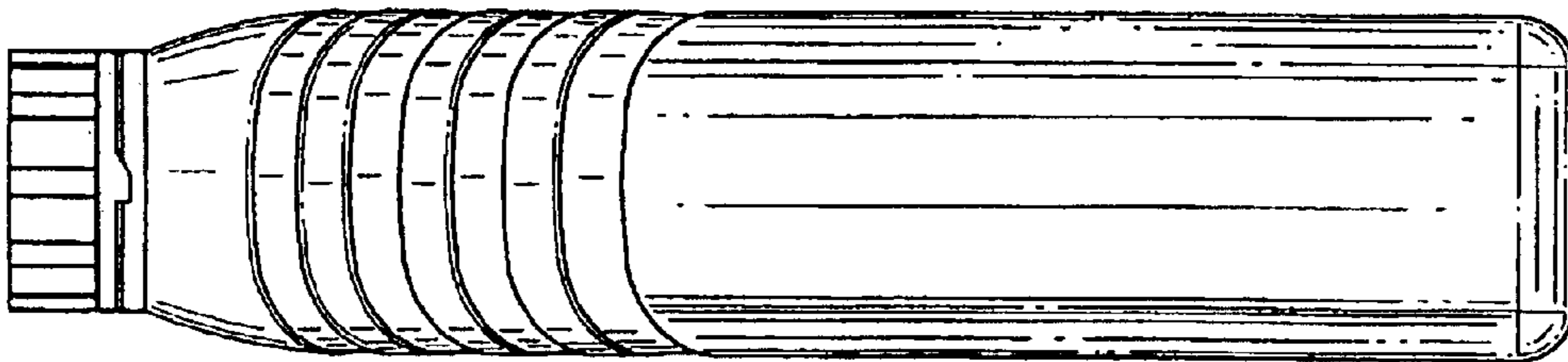


FIG. 1

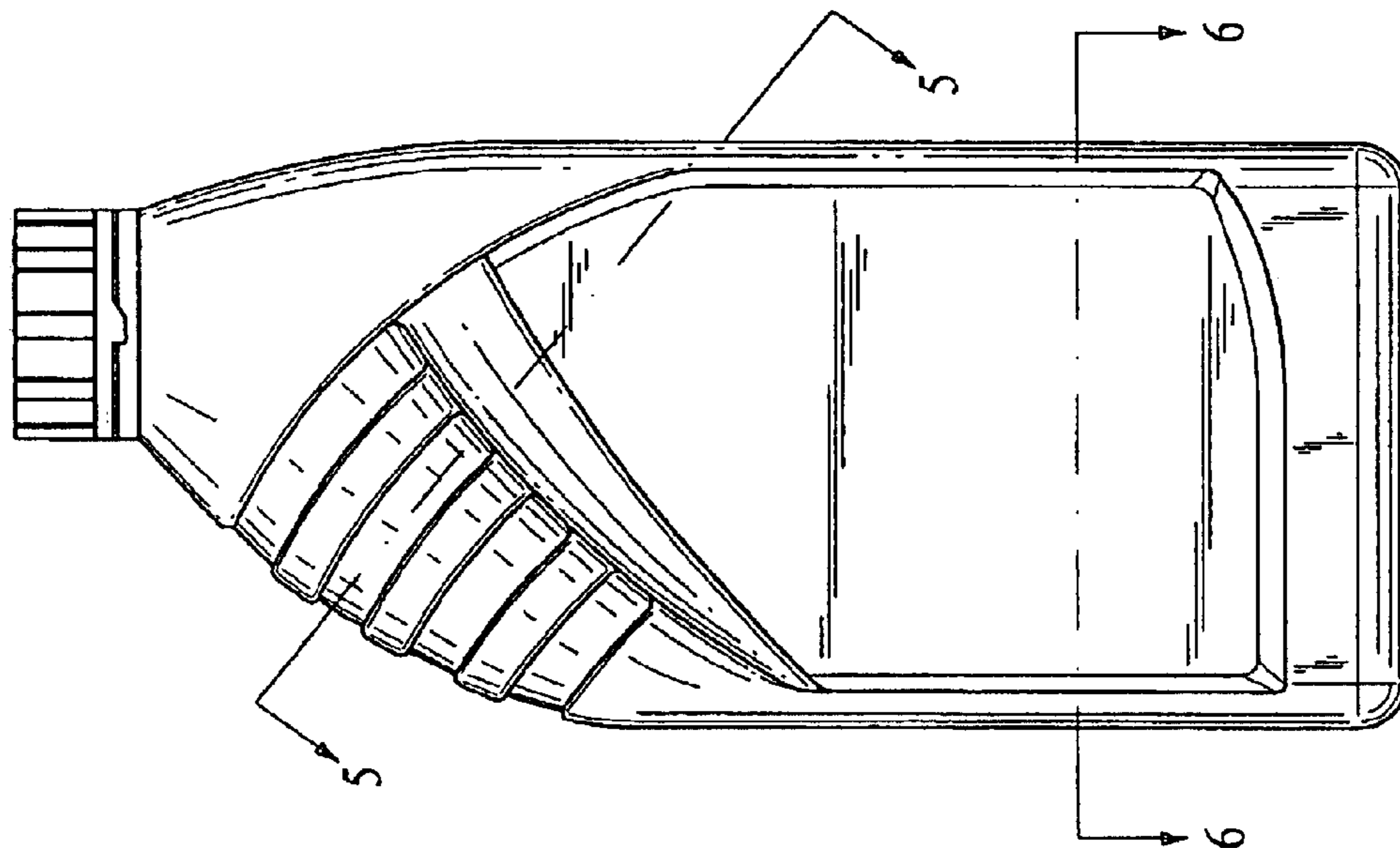


FIG. 3

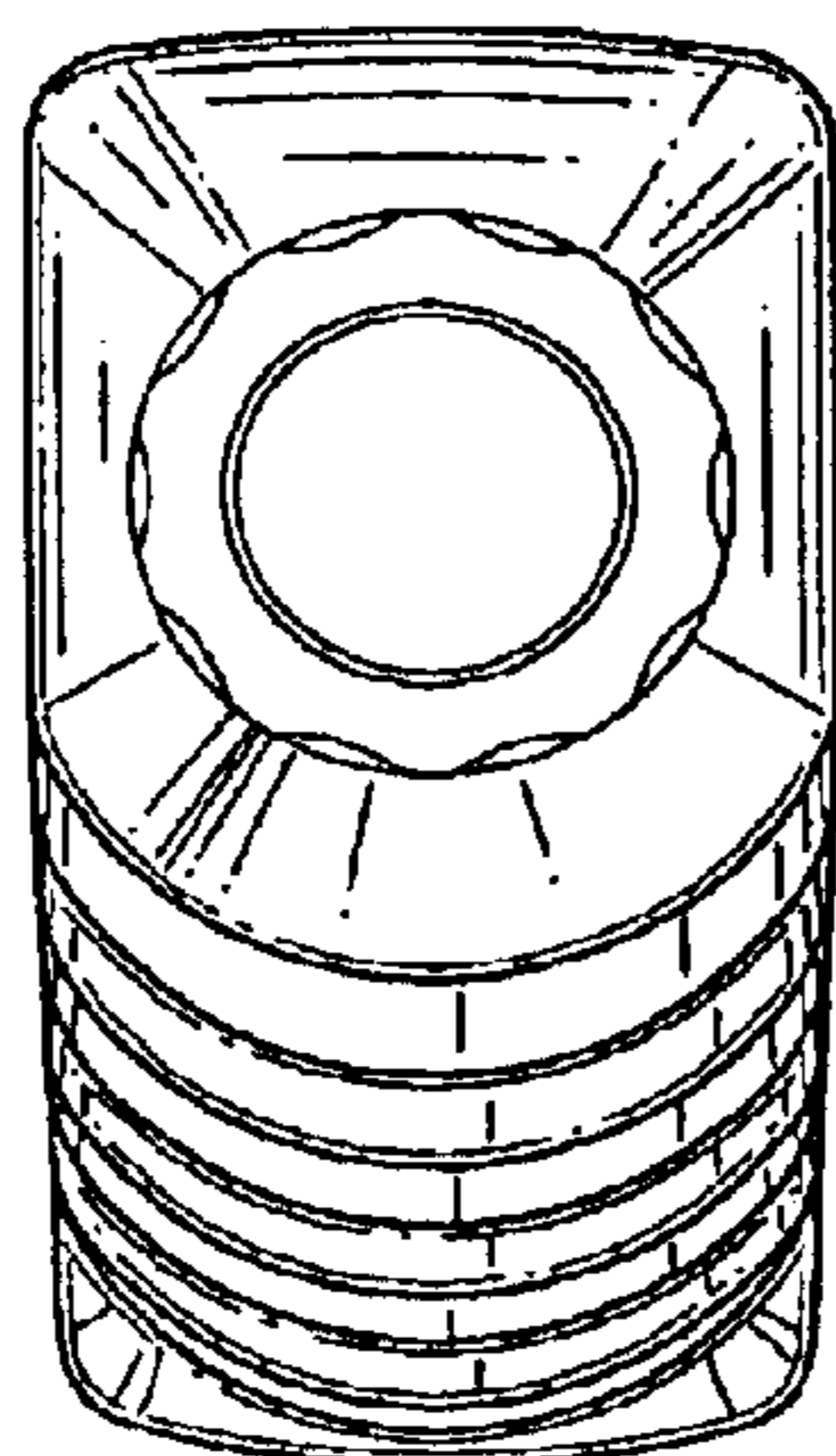


FIG. 4

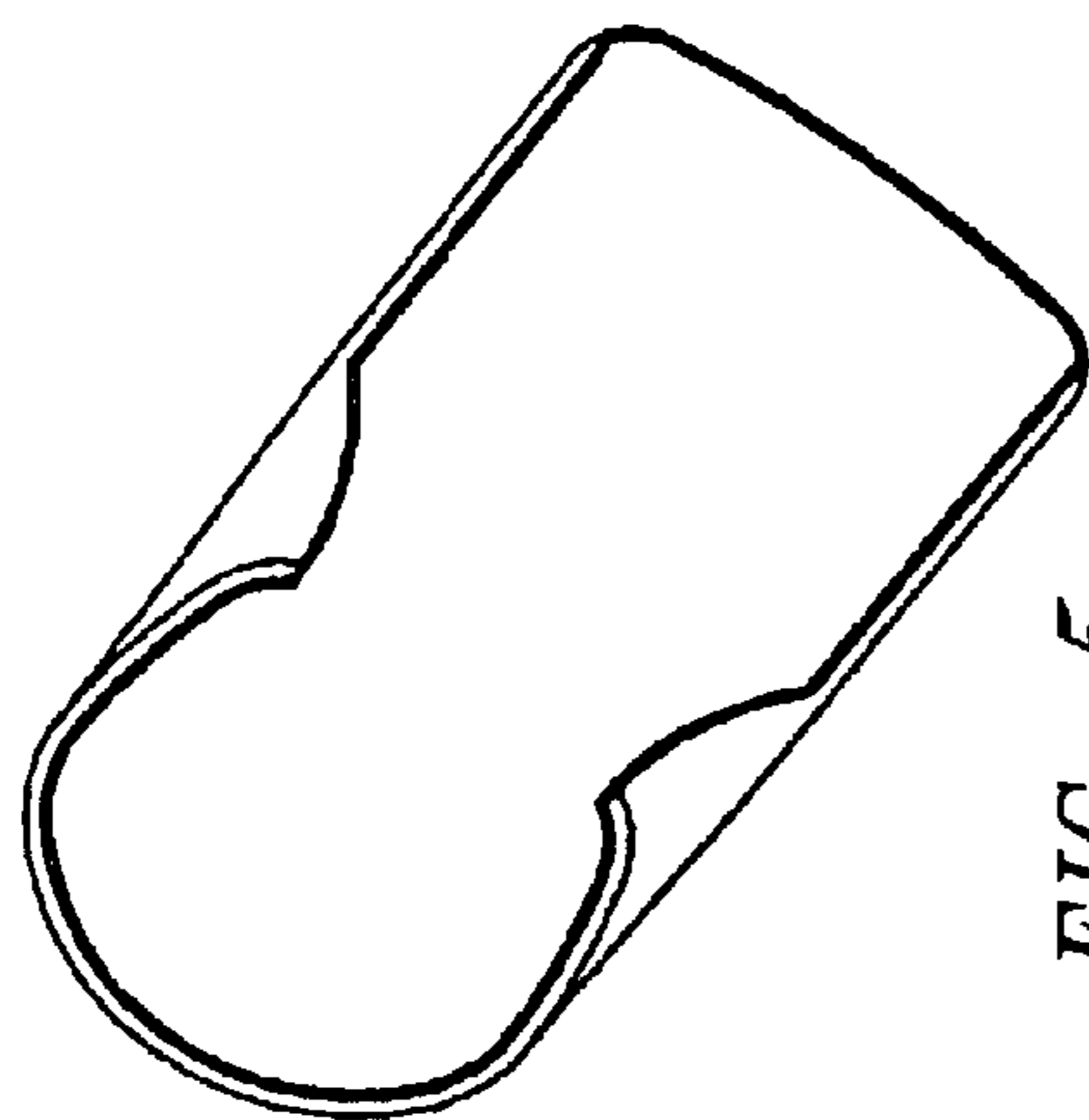


FIG. 5




FIG. 6