

US00D496861S1

(12) **United States Design Patent**
Lovell

(10) **Patent No.:** **US D496,861 S**

(45) **Date of Patent:** **** Oct. 5, 2004**

(54) **PERIPHERY OF CAP FOR A TUBULAR DISPENSER**

D350,691 S * 9/1994 Simion D9/306
D359,453 S * 6/1995 Gavin D9/522
D405,696 S * 2/1999 Ullrich D9/454

(75) Inventor: **Francis John Lovell**, Montreuil (FR)

* cited by examiner

(73) Assignee: **Pechiney Plastic Packaging, Inc.**,
Chicago, IL (US)

(**) Term: **14 Years**

Primary Examiner—Louis S. Zarfes

Assistant Examiner—Gregory Andoll

(21) Appl. No.: **29/189,394**

(74) *Attorney, Agent, or Firm*—Ohlandt, Greeley, Ruggiero & Perle

(22) Filed: **Sep. 4, 2003**

(57) **CLAIM**

Related U.S. Application Data

The ornamental design for a periphery cap for a tubular dispenser, as shown and described.

(62) Division of application No. 29/173,516, filed on Dec. 31, 2002.

DESCRIPTION

(30) **Foreign Application Priority Data**

Jul. 19, 2002 (WO) DM/061 261

FIG. 1 is a front view of another embodiment of a cap according to the present invention;

(51) **LOC (7) Cl.** **09-07**

FIG. 2 is a side view of the cap of FIG. 1;

(52) **U.S. Cl.** **D9/435; D9/442; D9/454**

FIG. 3 is a top view of the cap of FIG. 1; and,

(58) **Field of Search** D9/302, 442, 446,
D9/447, 454, 521, 434, 435; 220/254.3;
215/235; 222/556

FIG. 4 is a rear view of the cap of FIG. 1.

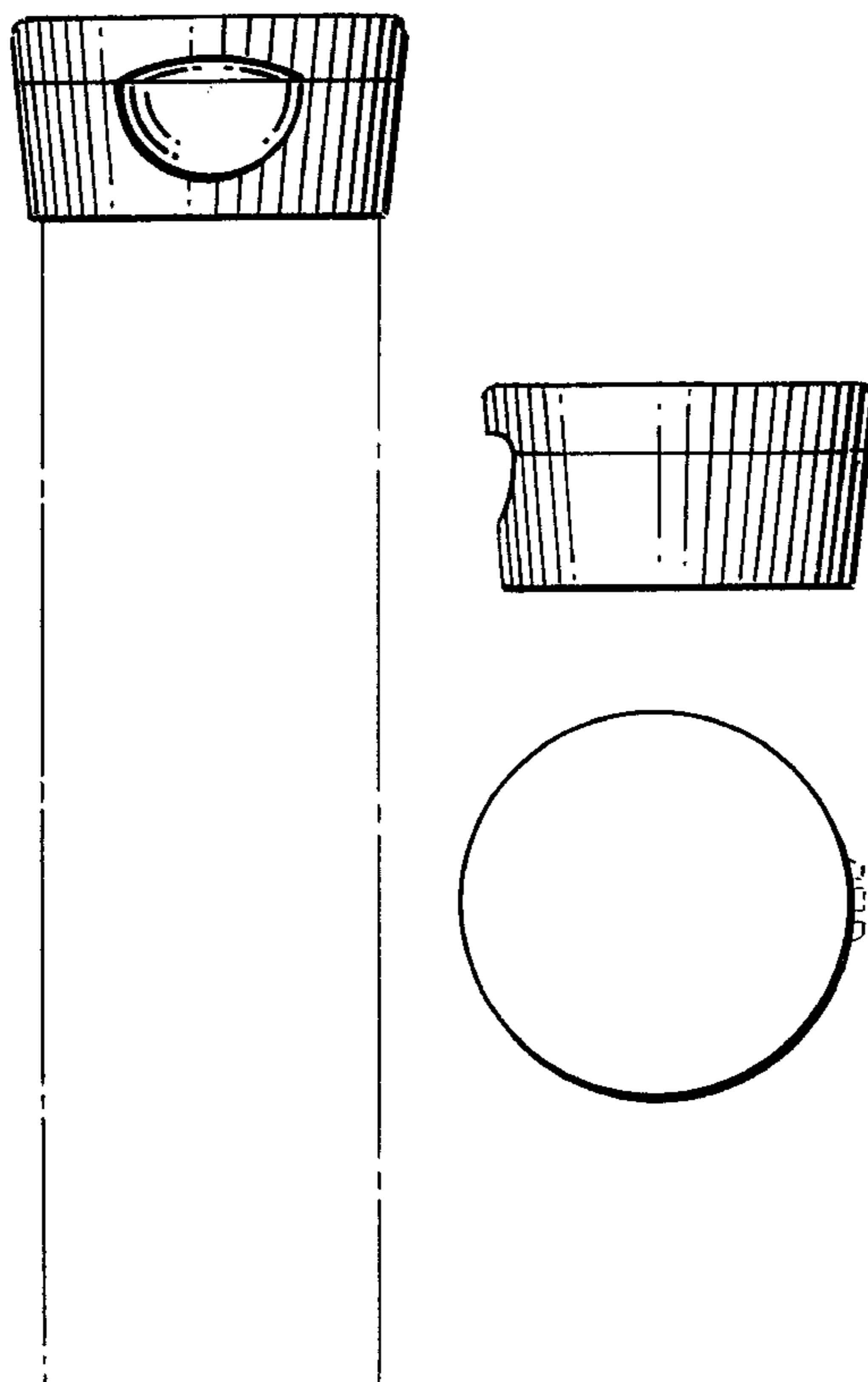
The broken lines are for illustrative purposes only and form no part of the claimed design.

(56) **References Cited**

U.S. PATENT DOCUMENTS

D323,780 S * 2/1992 Addante D9/521

1 Claim, 1 Drawing Sheet






FIG. 1

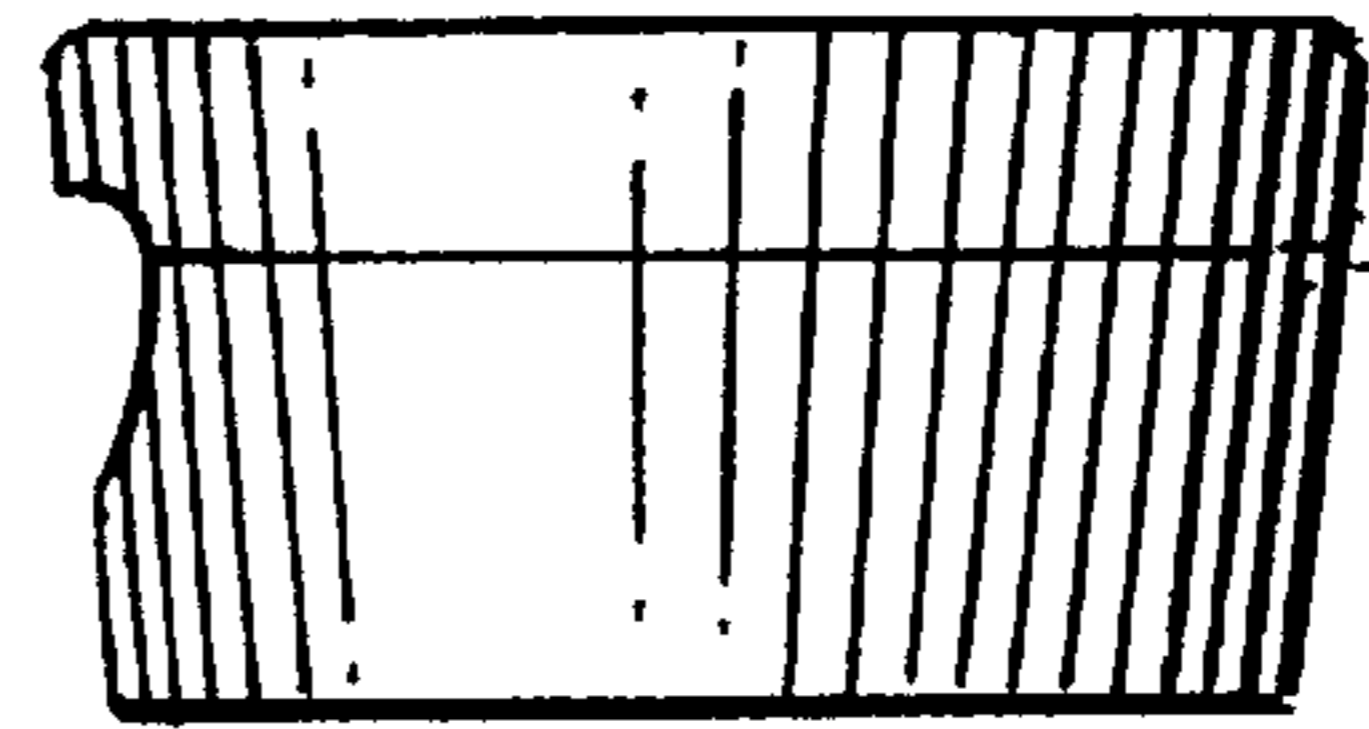


FIG. 2

FIG. 4




FIG. 3

