

US00D496857S1

(12) **United States Design Patent**
Sutter

(10) **Patent No.:** **US D496,857 S**

(45) **Date of Patent:** **** Oct. 5, 2004**

(54) **DISPENSING CONTAINER**

(75) **Inventor:** **Aldo Sutter, Borghetto Borbera (IT)**

(73) **Assignee:** **Sutter Finanziaria S.p.A. (IT)**

(**) **Term:** **14 Years**

(21) **Appl. No.:** **29/185,256**

(22) **Filed:** **Jun. 25, 2003**

(51) **LOC (7) Cl.** **09-01**

(52) **U.S. Cl.** **D9/347; D9/528**

(58) **Field of Search** **D9/516, 527, 528,**
D9/530, 531, 538-543, 551, 564, 575, 341,
347, 523; 215/382-385, 396, 398, 400;
222/454, 566

(56) **References Cited**

U.S. PATENT DOCUMENTS

D200,441 S	*	2/1965	Hachten et al.	D9/528
3,581,953 A	*	6/1971	Donoghue	222/207
3,628,700 A	*	12/1971	Dodoghue	222/187
D231,726 S	*	6/1974	Schweizer	D9/531
4,646,948 A	*	3/1987	Jennings	222/454
D313,348 S	*	1/1991	Ali	D9/527 X
D315,867 S	*	4/1991	Hestehave et al.	D9/341
5,054,660 A	*	10/1991	Sherman et al.	222/454
D323,980 S	*	2/1992	Perrin	D9/347
D333,432 S	*	2/1993	Gonda et al.	D9/528
D354,916 S	*	1/1995	Park	D9/523
5,695,093 A	*	12/1997	Lucius	222/129

D406,531 S	*	3/1999	Bodker et al.	D9/543 X
D415,034 S	*	10/1999	Forecast et al.	D9/528

FOREIGN PATENT DOCUMENTS

GB	1050688	*	12/1988
GB	2067208	*	10/1997

* cited by examiner

Primary Examiner—Carol Rademaker

(74) *Attorney, Agent, or Firm*—Leffert Jay & Polglaze, P.A.

(57) **CLAIM**

The ornamental design of a dispensing container, as shown and described.

DESCRIPTION

FIG. 1 shows a top front perspective view of the dispensing container embodying the new design;

FIG. 2 shows a bottom front perspective view of the dispensing container of FIG. 1;

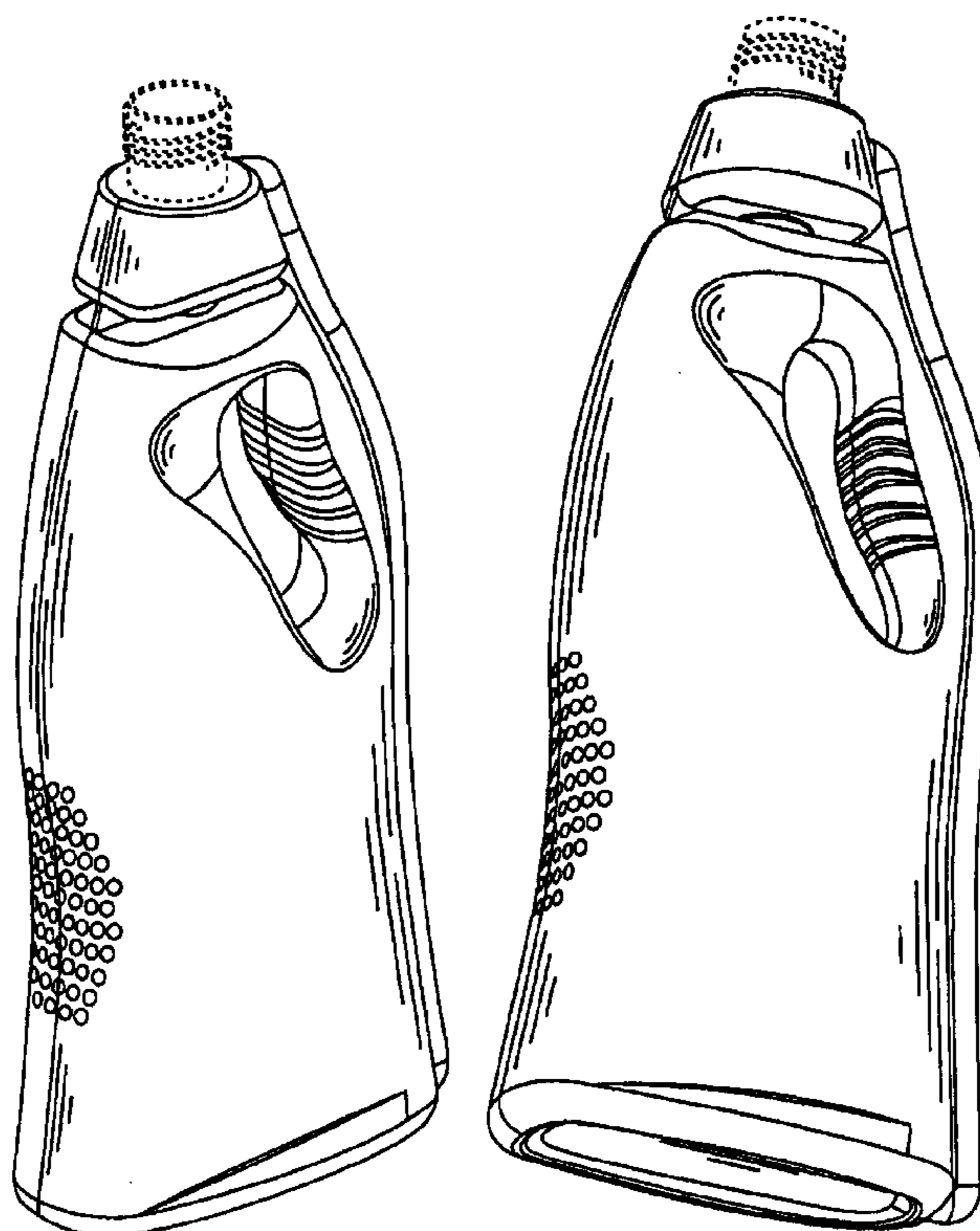
FIG. 3 shows a sectional view of the dispensing container of FIG. 1, taken along section line 3—3 in FIG. 4;

FIG. 4 shows a front view of the dispensing container of FIG. 1; and,

FIG. 5 shows a right-side view of the dispensing container of FIG. 1.

The broken lines of a pour spout and threads shown in FIGS. 1-5 are for environmental purposes only and form no part of the claimed design.

1 Claim, 3 Drawing Sheets



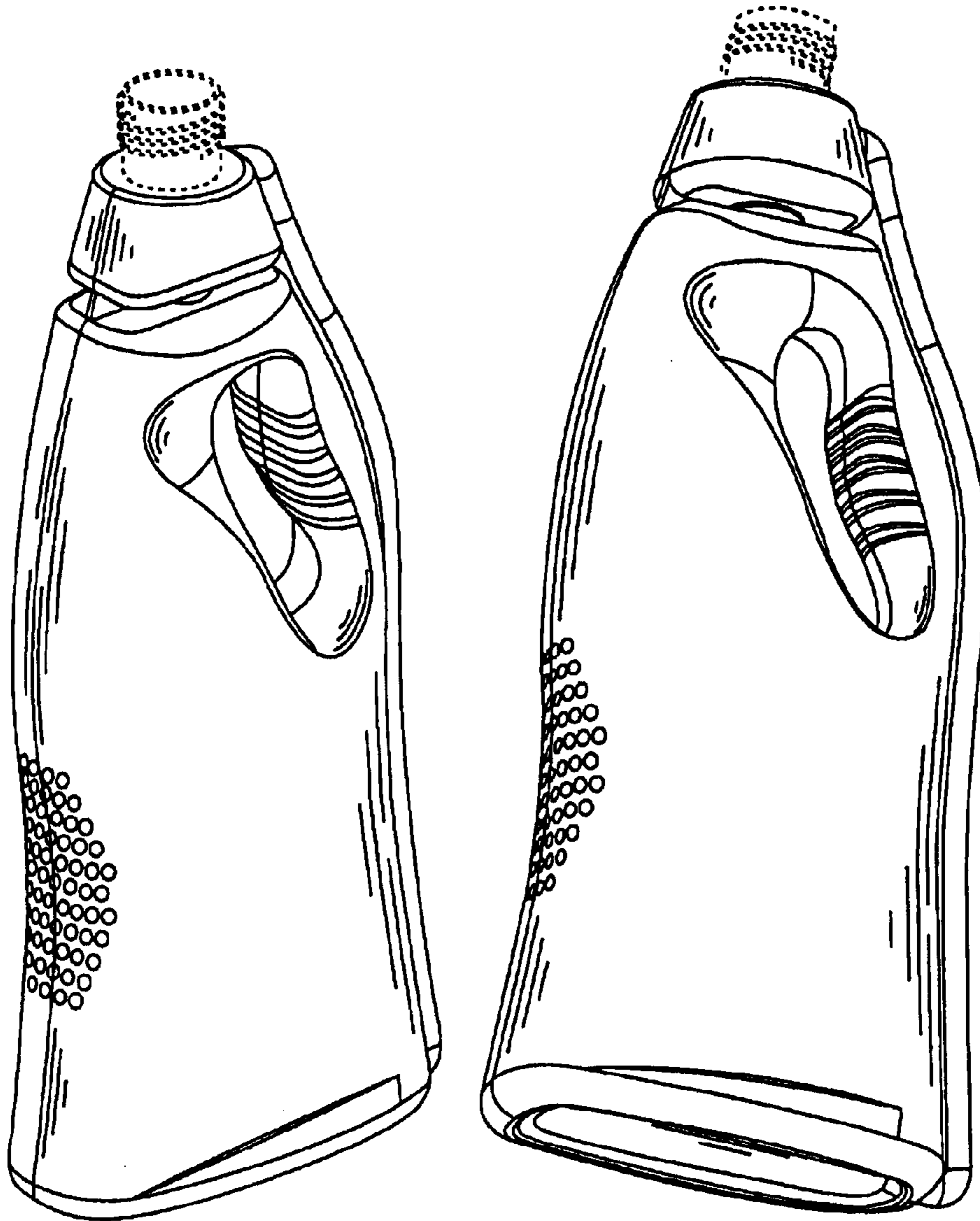


Fig. 1

Fig. 2

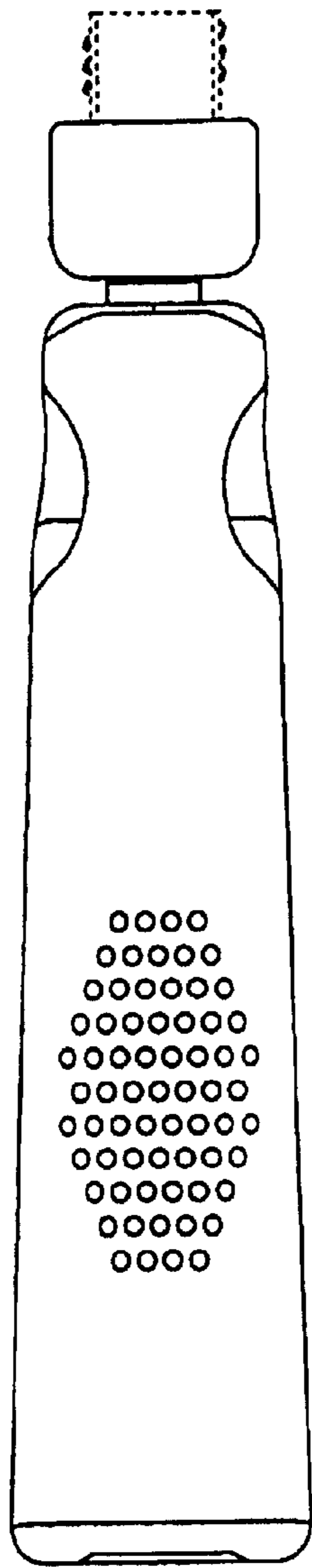


Fig. 3

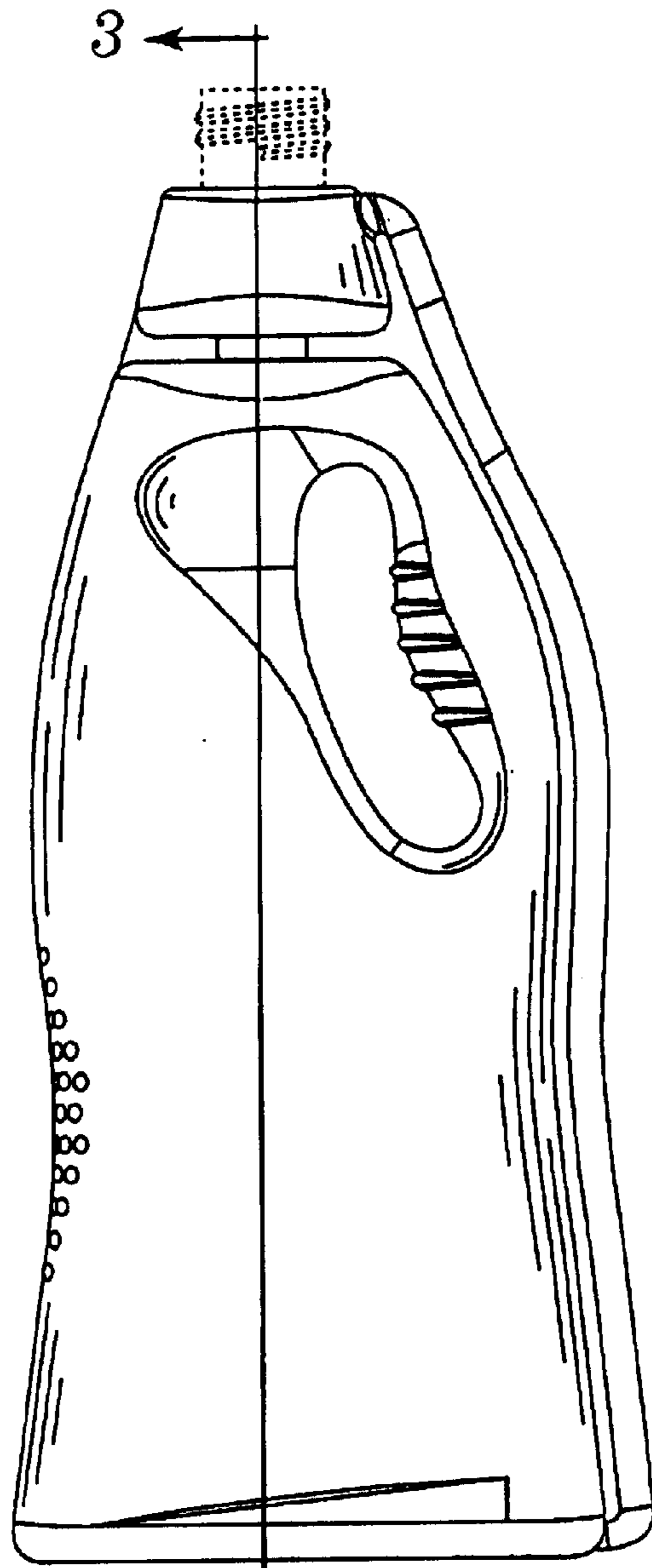


Fig. 4

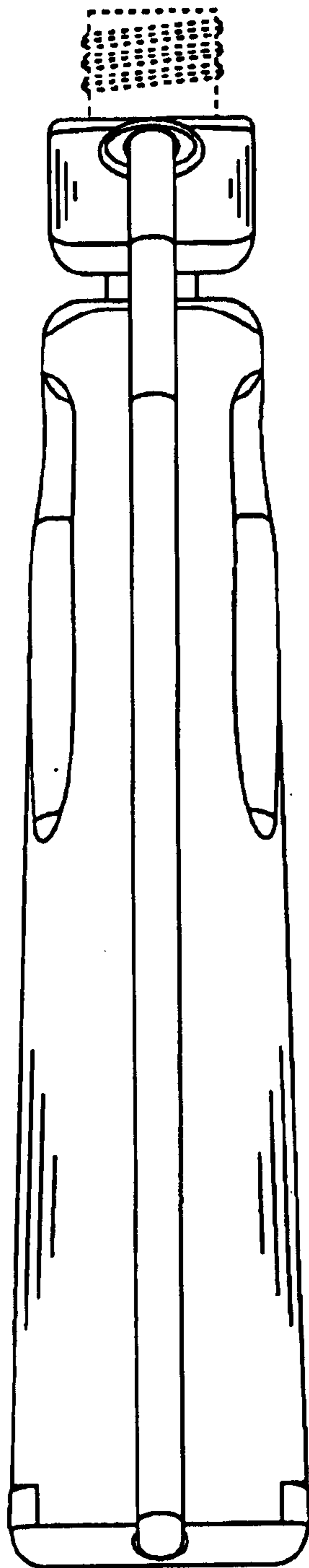


Fig. 5