

US00D496849S1

(12) **United States Design Patent** (10) **Patent No.:** **US D496,849 S**
Abdi et al. (45) **Date of Patent:** **** Oct. 5, 2004**

(54) **TAPERED HOOK**

D455,948 S * 4/2002 Zetsche D8/367
D463,971 S * 10/2002 Lillelund et al. D8/367

(75) Inventors: **Abraham Abdi**, Orange, CA (US);
Charles L. Coulter, Riverside, CA
(US); **Terry Lee Oster**, Temecula, CA
(US)

* cited by examiner

Primary Examiner—Holly Baynham
(74) *Attorney, Agent, or Firm*—G. Donald Weber, Jr.

(73) Assignee: **Merrick Engineering Inc**, Corona, CA
(US)

(57) **CLAIM**

The ornamental design for a tapered hook, as shown and described.

(**) Term: **14 Years**

DESCRIPTION

(21) Appl. No.: **29/200,116**

FIG. 1 is a perspective view of the tapered hook of the instant invention.

(22) Filed: **Feb. 25, 2004**

FIG. 2 is a side view of the tapered hook of the instant invention. The opposite side view is the mirror image.

(51) **LOC (7) Cl.** **08-05**

(52) **U.S. Cl.** **D8/367; D8/373**

FIG. 3 is a front view of the tapered hook of the instant invention.

(58) **Field of Search** D8/367, 373; D6/323;
248/301, 304, 214–215

FIG. 4 is a rear view of the tapered hook of the instant invention.

(56) **References Cited**

U.S. PATENT DOCUMENTS

D368,424 S * 4/1996 Morey D8/373
D373,526 S * 9/1996 Roethler D8/367
D422,888 S * 4/2000 Outten D8/367

FIG. 5 is a top view of the tapered hook of the instant invention; and,

FIG. 6 is a bottom of the tapered hook of the instant invention.

1 Claim, 2 Drawing Sheets

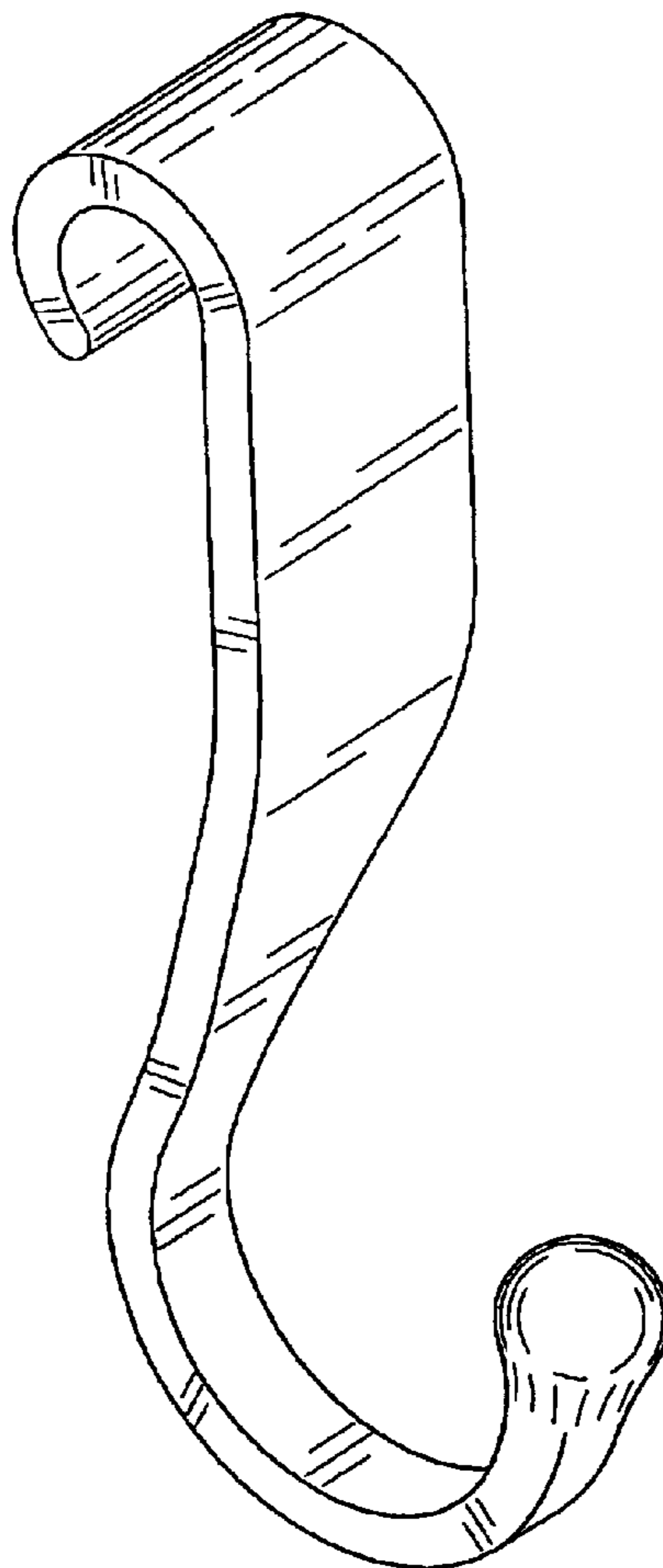


Fig. 1

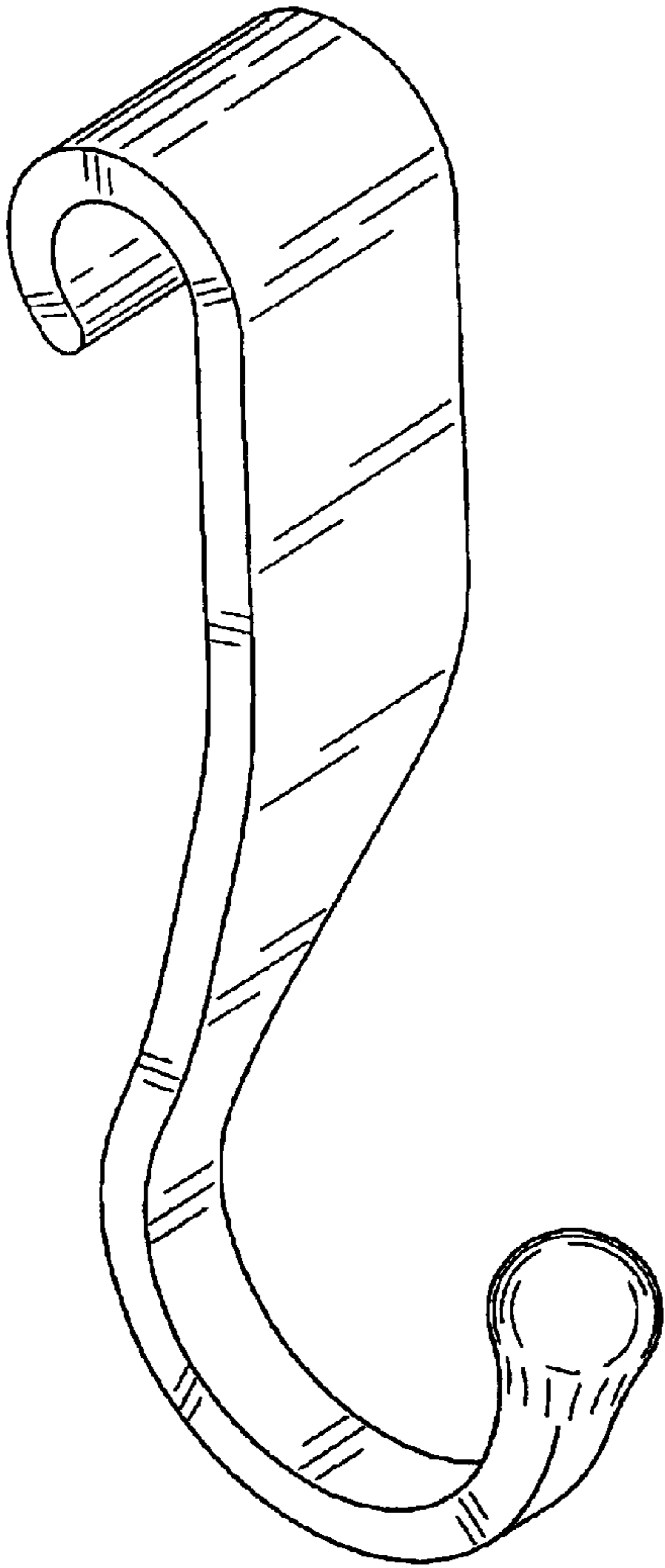


Fig. 2

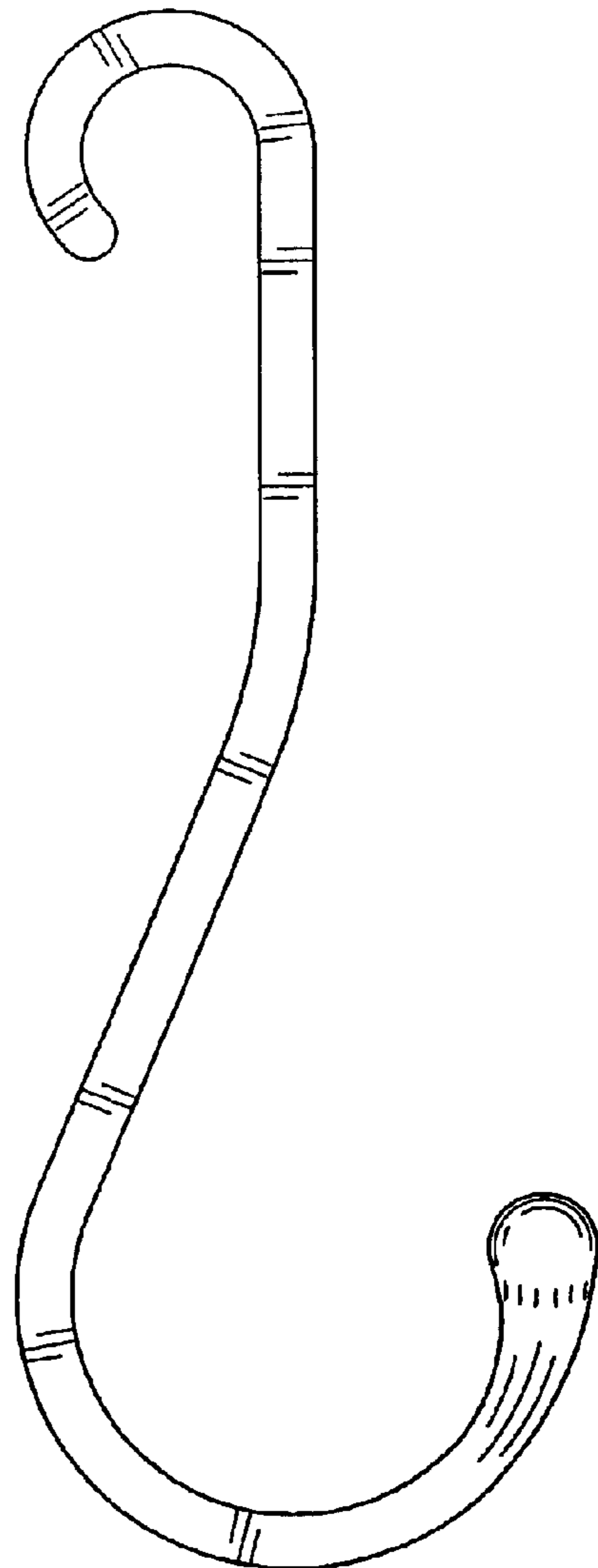


Fig. 5




Fig. 3



Fig. 4

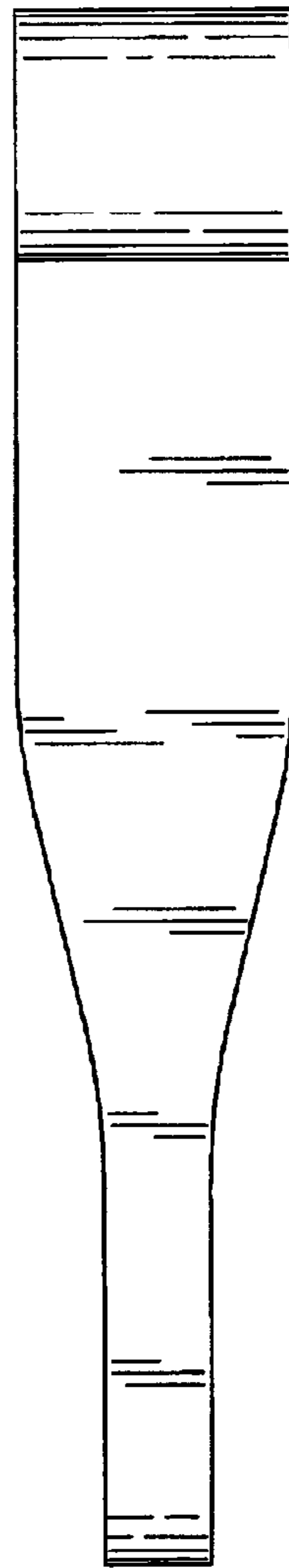


Fig. 6

