

US00D496848S1

(12) **United States Design Patent** (10) **Patent No.:** **US D496,848 S**
Freeman et al. (45) **Date of Patent:** **** Oct. 5, 2004**

(54) **ILLUMINATED KEY BLANK**

(75) Inventors: **Daniel Freeman**, Calabasas, CA (US);
Ari Freeman, Mill Valley, CA (US)

(73) Assignee: **Element Extreme, LLC**, Mill Valley,
CA (US)

(**) Term: **14 Years**

(21) Appl. No.: **29/196,066**

(22) Filed: **Dec. 19, 2003**

(51) **LOC (7) Cl.** **08-07**

(52) **U.S. Cl.** **D8/347**

(58) **Field of Search** D8/347, 348, 331;
70/336, 344, 382, 387, 408, 413, 447, 460;
362/110, 109, 116

(56) **References Cited**

U.S. PATENT DOCUMENTS

4,276,582	A	*	6/1981	Burnett	362/116
4,303,966	A	*	12/1981	Wolter	362/116
D271,279	S	*	11/1983	Cziment	D8/347
D307,704	S	*	5/1990	Vonlanthen	D8/347
5,515,248	A	*	5/1996	Canfield et al.	362/116
5,729,057	A	*	3/1998	Frenzel et al.	307/10.3
5,937,681	A	*	8/1999	Myhr et al.	70/456 R

* cited by examiner

Primary Examiner—Prabhakar Deshmukh

(74) *Attorney, Agent, or Firm*—Levisohn, Berger &
Langsman, LLP

(57) **CLAIM**

The design for an illuminated key blank, substantially as
shown and described.

DESCRIPTION

FIG. 1 is a front perspective view of an illuminated key
blank according to the invention.

FIG. 2 is a front elevation view of the illuminated key blank
according to the invention.

FIG. 3 is a rear elevation view of the illuminated key blank
according to the invention.

FIG. 4 is a left elevation view of the illuminated key blank
according to the invention.

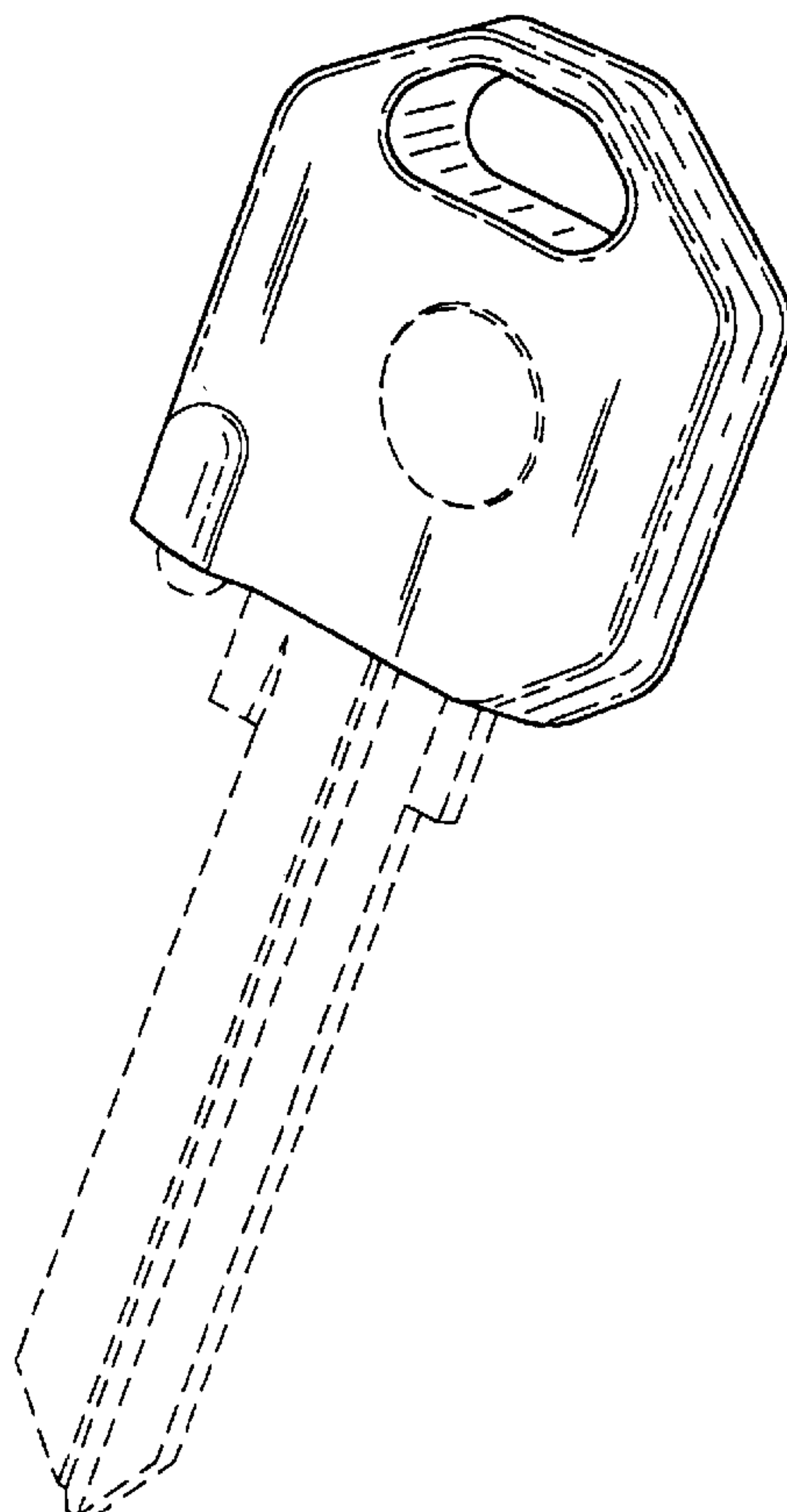
FIG. 5 is a right elevation view of the illuminated key blank
according to the invention.

FIG. 6 is a top elevation view of the illuminated key blank
according to the invention; and,

FIG. 7 is a bottom elevation view of the illuminated key
blank according to the invention.

The broken line portions of the drawings, including the
button, the light bulb, and the key blade are environmental
and do not form part of the claimed design.

1 Claim, 4 Drawing Sheets



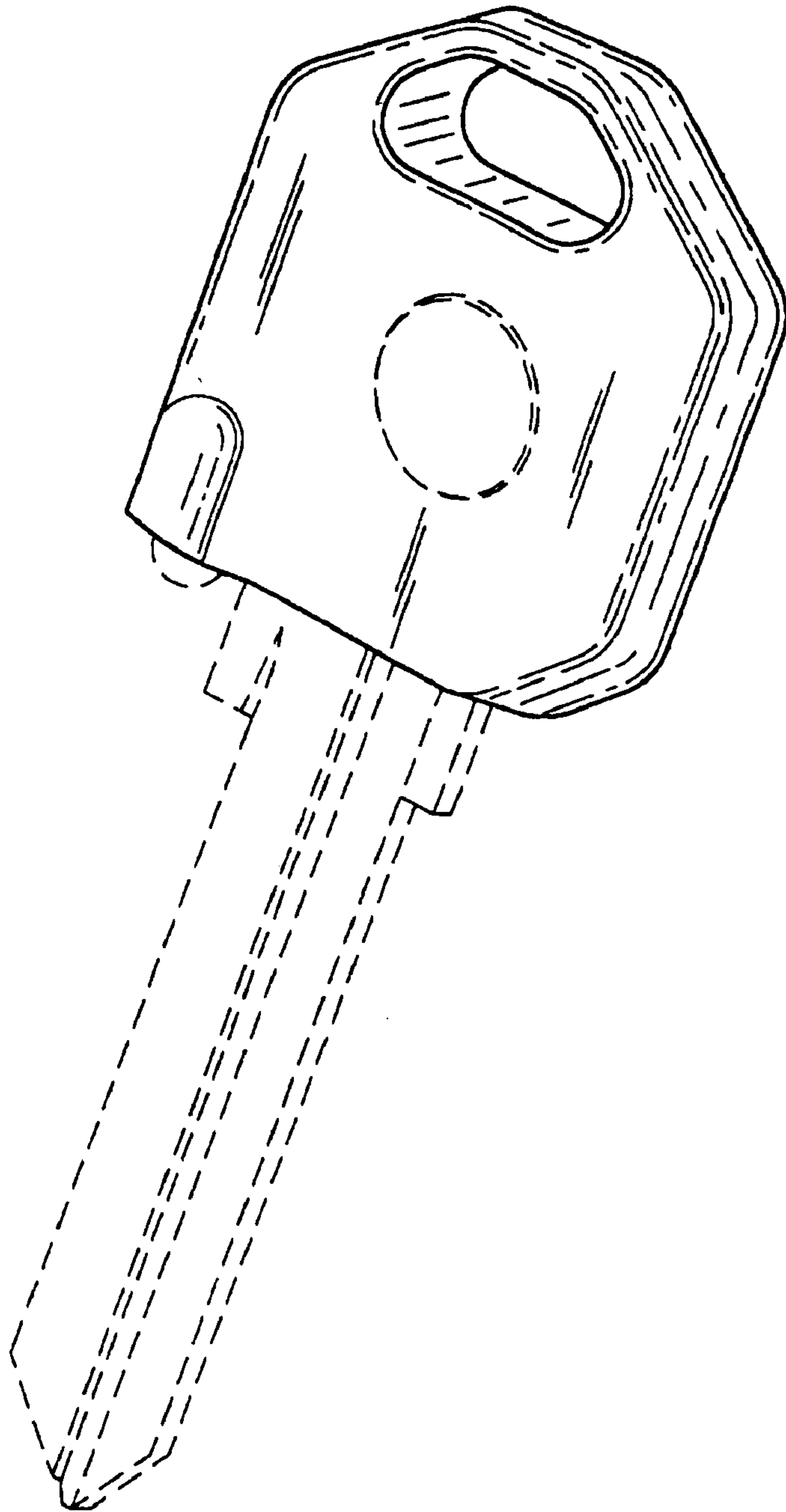


FIG. 1

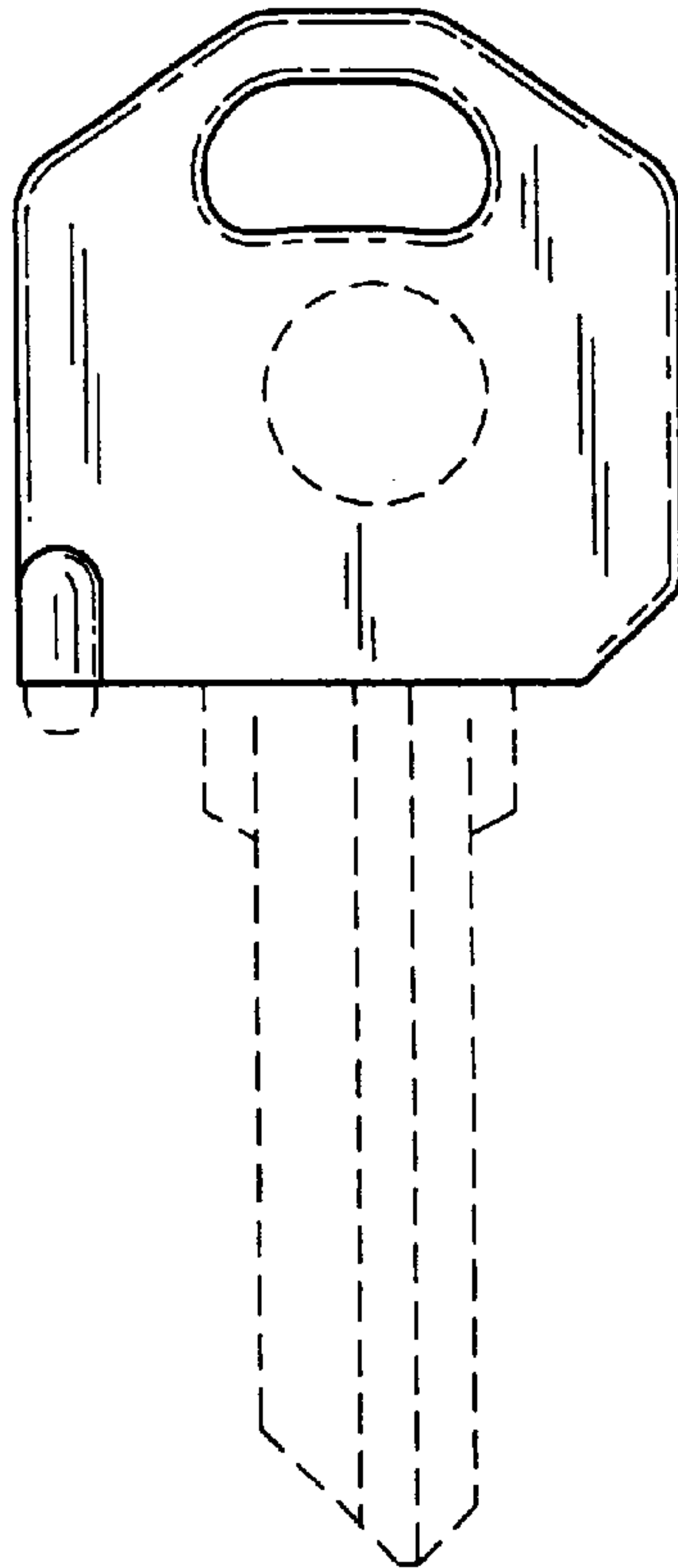


FIG. 2

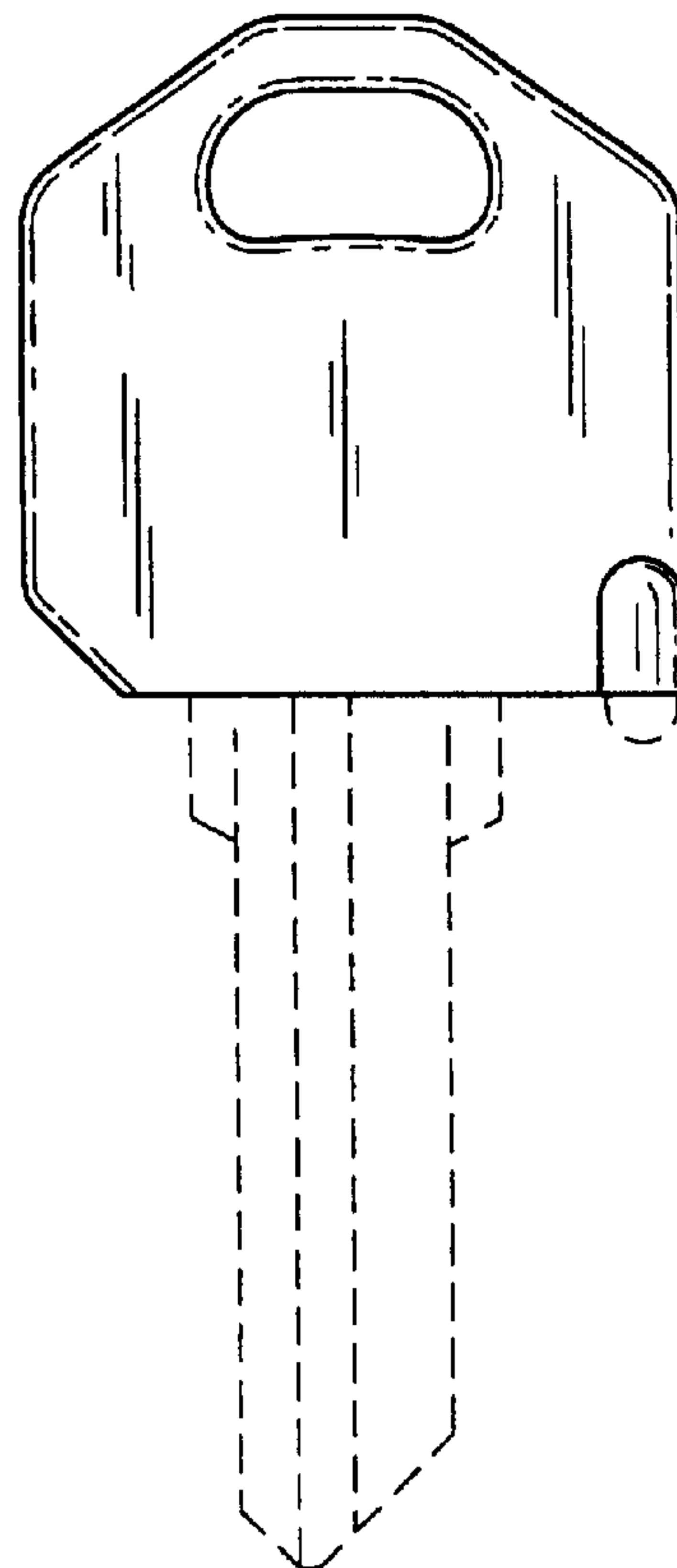


FIG. 3

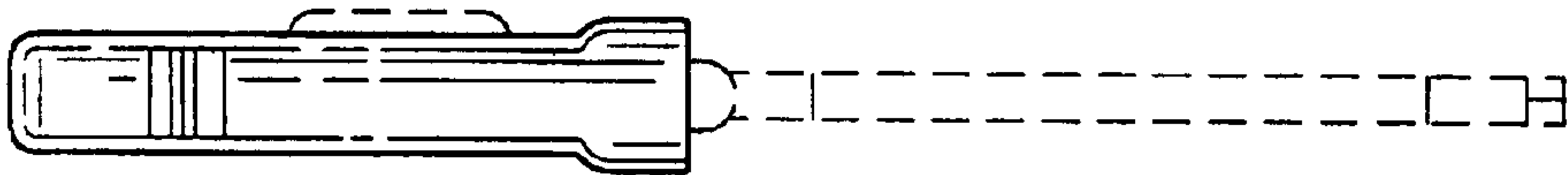


FIG. 5

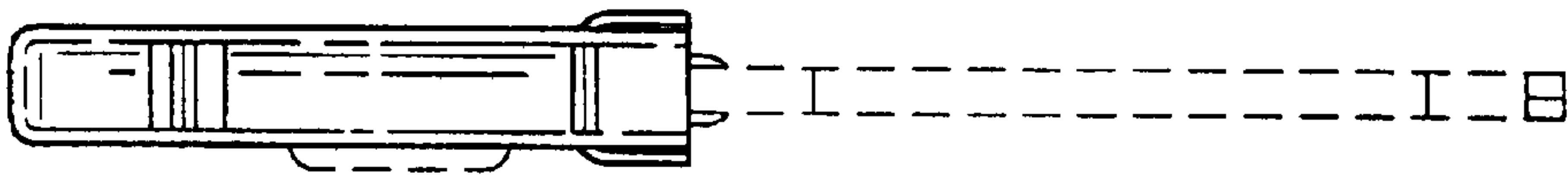


FIG. 4

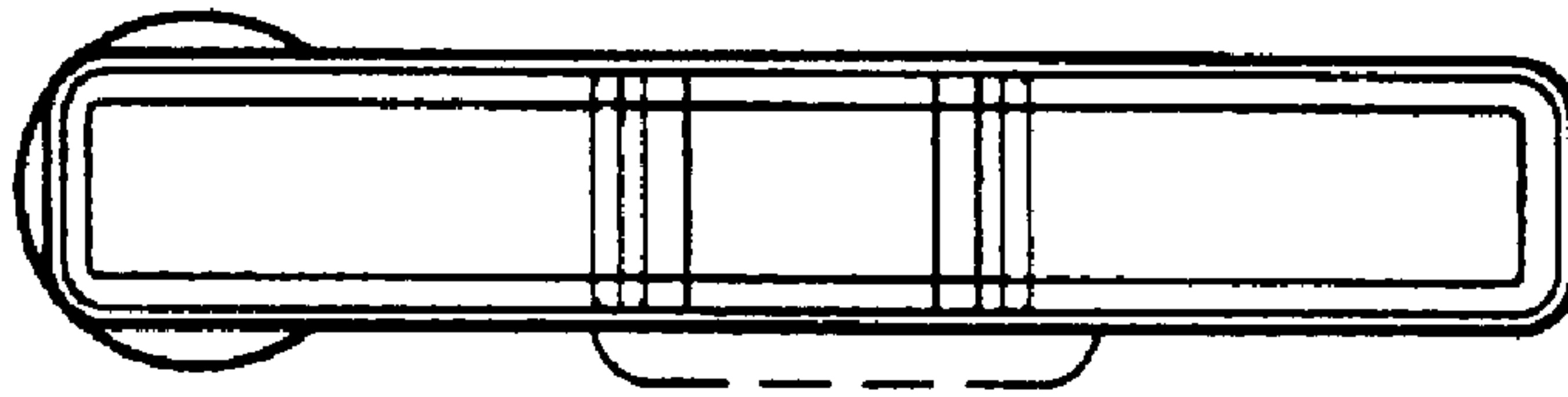


FIG. 6




FIG. 7