

US00D496843S1

(12) **United States Design Patent** (10) **Patent No.:** **US D496,843 S**  
**Sugawara et al.** (45) **Date of Patent:** **\*\* Oct. 5, 2004**

(54) **PORTABLE ELECTRIC DRIVER DRILL**  
 (75) Inventors: **Nobuhisa Sugawara**, Hitachinaka (JP);  
**Yasuo Etou**, Hitachinaka (JP); **Takashi Ueda**, Hitachinaka (JP)  
 (73) Assignee: **Hitachi Koki Co., Ltd.**, Tokyo (JP)  
 (\*\*) Term: **14 Years**

D428,320 S \* 7/2000 Ohi et al. .... D8/61  
 D437,759 S \* 2/2001 Breit et al. .... D8/68  
 D440,850 S \* 4/2001 Ozawa et al. .... D8/68  
 6,308,378 B1 \* 10/2001 Mooty et al. .... 81/489  
 D460,673 S \* 7/2002 Heun ..... D8/68  
 D460,674 S \* 7/2002 Heun ..... D8/68  
 D467,483 S \* 12/2002 Heun ..... D8/68  
 D469,675 S \* 2/2003 Chung ..... D8/68  
 D475,596 S \* 6/2003 Ozawa et al. .... D8/68  
 D482,253 S \* 11/2003 Cooper et al. .... D8/68  
 2003/0159843 A1 \* 8/2003 Sakai et al. .... 173/217

(21) Appl. No.: **29/199,556**  
 (22) Filed: **Feb. 18, 2004**

(30) **Foreign Application Priority Data**  
 Aug. 19, 2003 (JP) ..... 2003-023937  
 (51) **LOC (7) Cl.** ..... **08-01**  
 (52) **U.S. Cl.** ..... **D8/68**  
 (58) **Field of Search** ..... D8/14.1, 61, 62,  
 D8/63, 64, 65, 66, 67, 68, 69, 70; 81/57.11,  
 429, 464, 465, 466, 469, 489; 173/13, 169,  
 178, 213, 217; 227/8, 114, 120, 130, 136,  
 142; 310/50; 408/20, 124, 125, 234, 241 R;  
 451/358

**FOREIGN PATENT DOCUMENTS**

JP D106 7187 4/2000

\* cited by examiner

*Primary Examiner*—Joel Sincavage  
*Assistant Examiner*—T. Chase Nelson  
 (74) *Attorney, Agent, or Firm*—Sughrue Mion, PLLC

(57) **CLAIM**

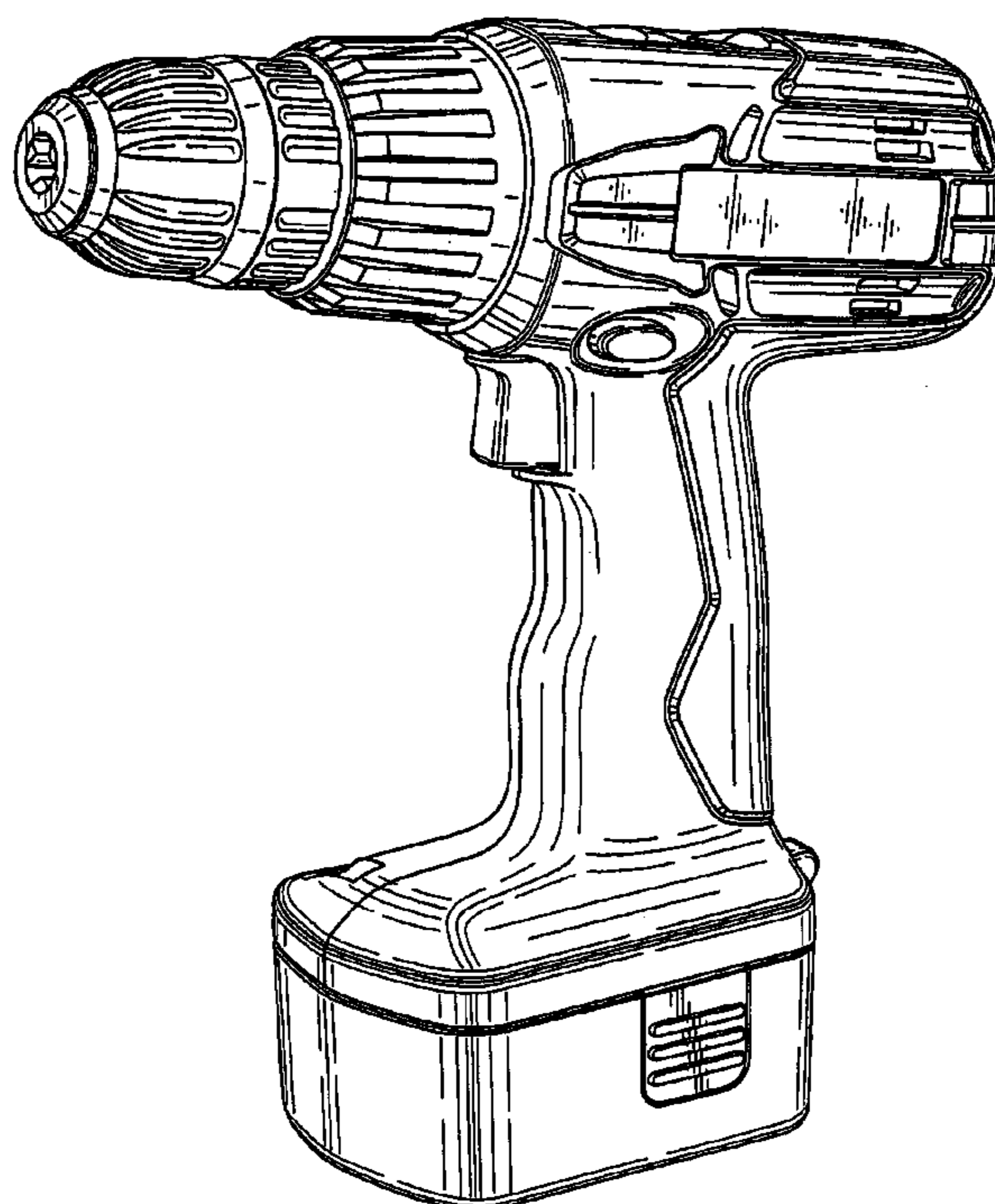
The ornamental design for a portable electric driver drill, as shown.

**DESCRIPTION**

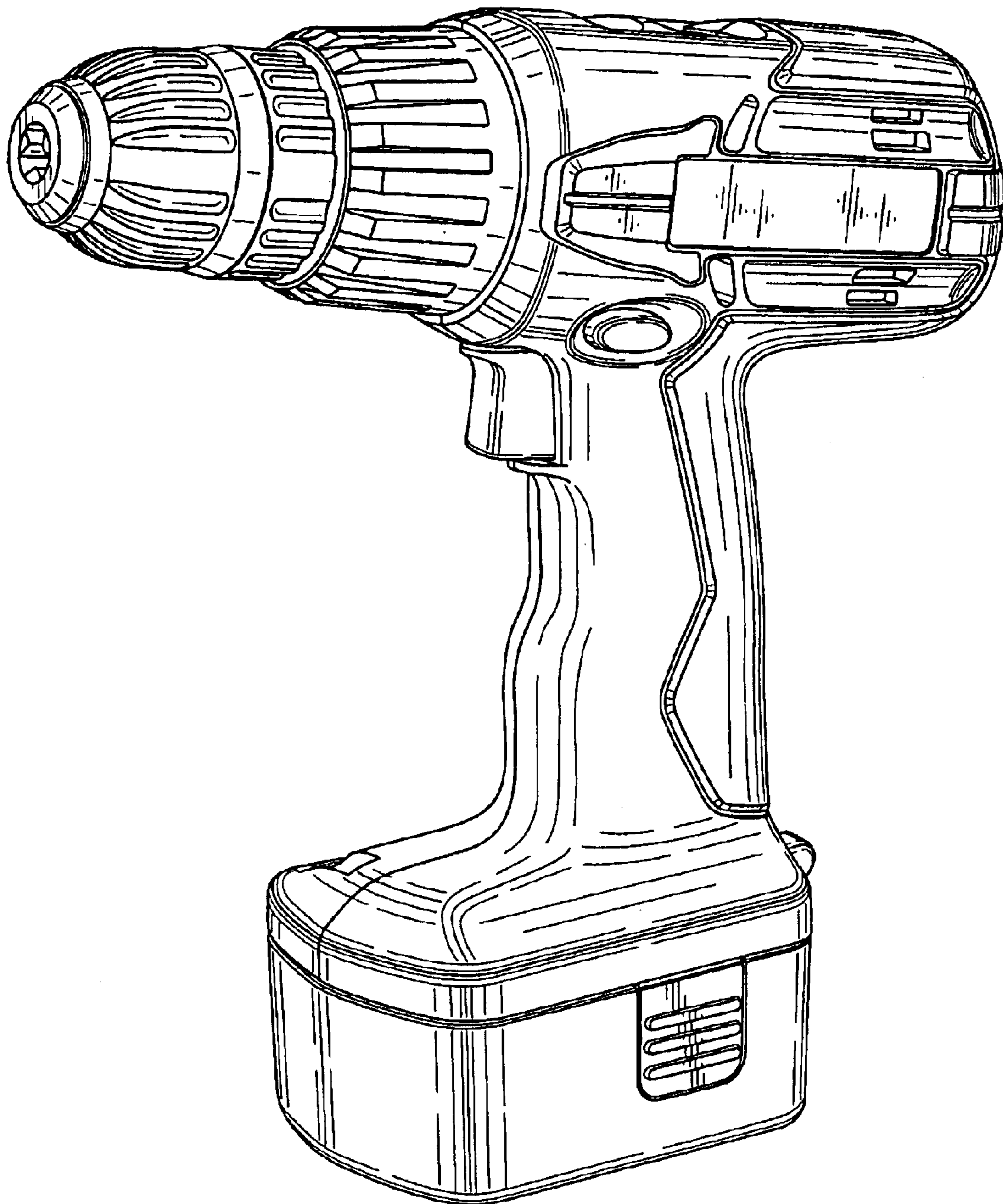
FIG. 1 is a perspective view of the top, front and right side of a portable electric driver drill showing my new design; FIG. 2 is a right side elevational view thereof; FIG. 3 is a left side elevational view thereof; FIG. 4 is a front elevational view thereof; FIG. 5 is a rear elevatioanl view thereof; FIG. 6 is a top plan view thereof; and, FIG. 7 is a bottom plan view.

**1 Claim, 5 Drawing Sheets**

(56) **References Cited**  
**U.S. PATENT DOCUMENTS**  
 D378,268 S \* 3/1997 Schultz ..... D8/68  
 D386,662 S \* 11/1997 Tozawa et al. .... D8/68  
 D392,530 S \* 3/1998 Lui ..... D8/68  
 D396,177 S \* 7/1998 Schultz ..... D8/68  
 D402,871 S \* 12/1998 Clowers et al. .... D8/68  
 D419,413 S \* 1/2000 Heun ..... D8/68  
 D420,877 S \* 2/2000 Schultz ..... D8/68



*FIG. 1*



*FIG. 2*

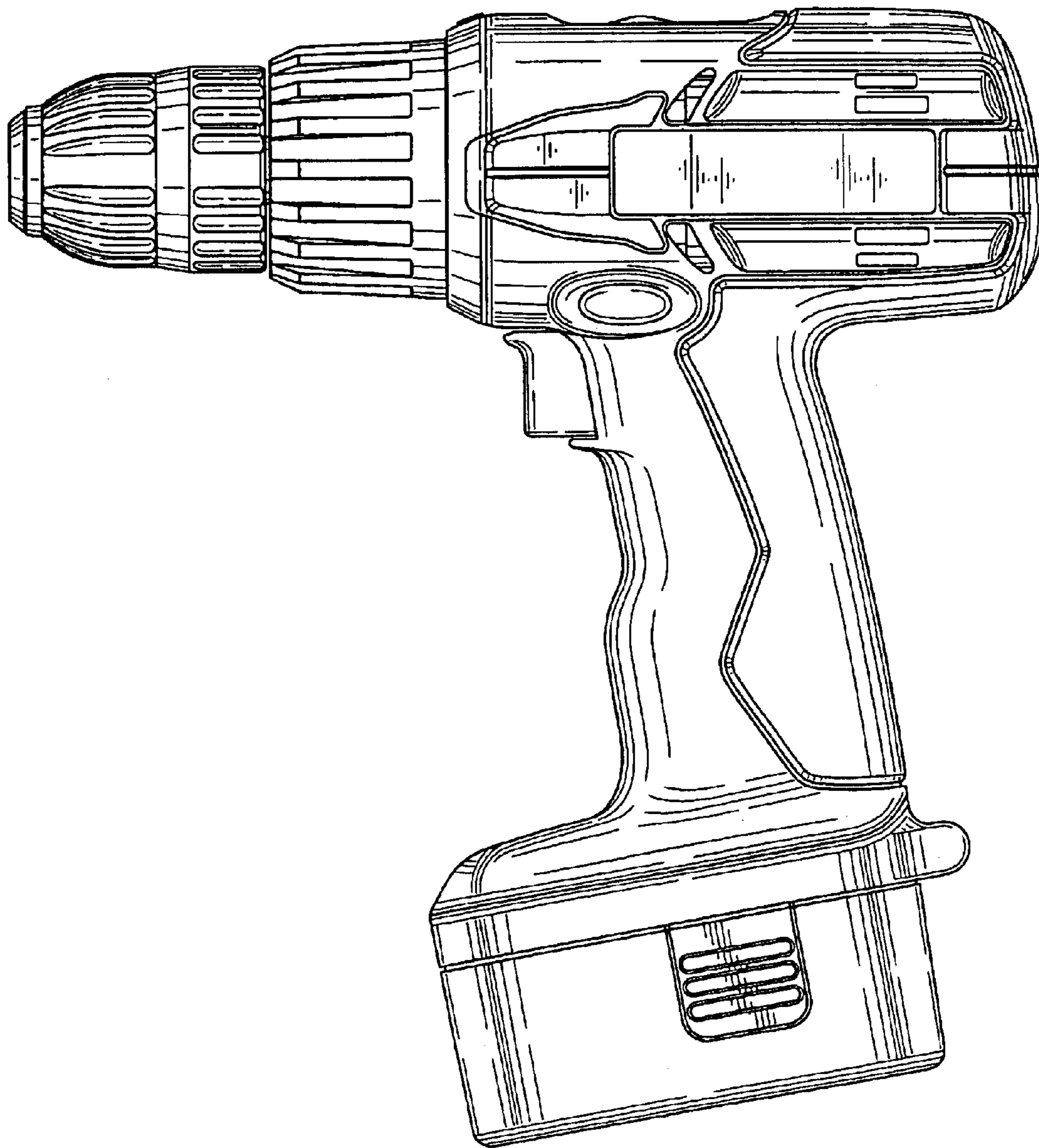
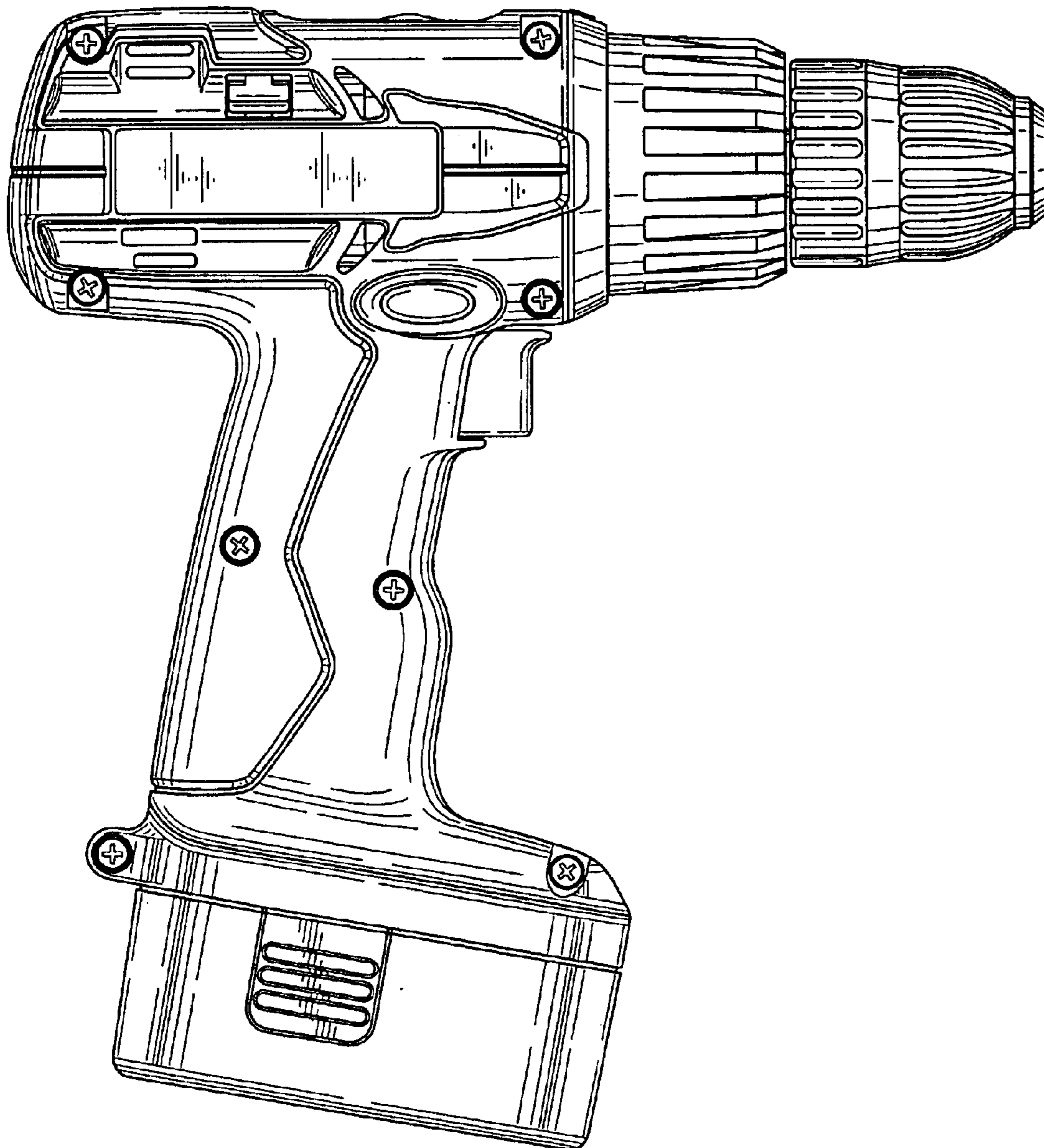
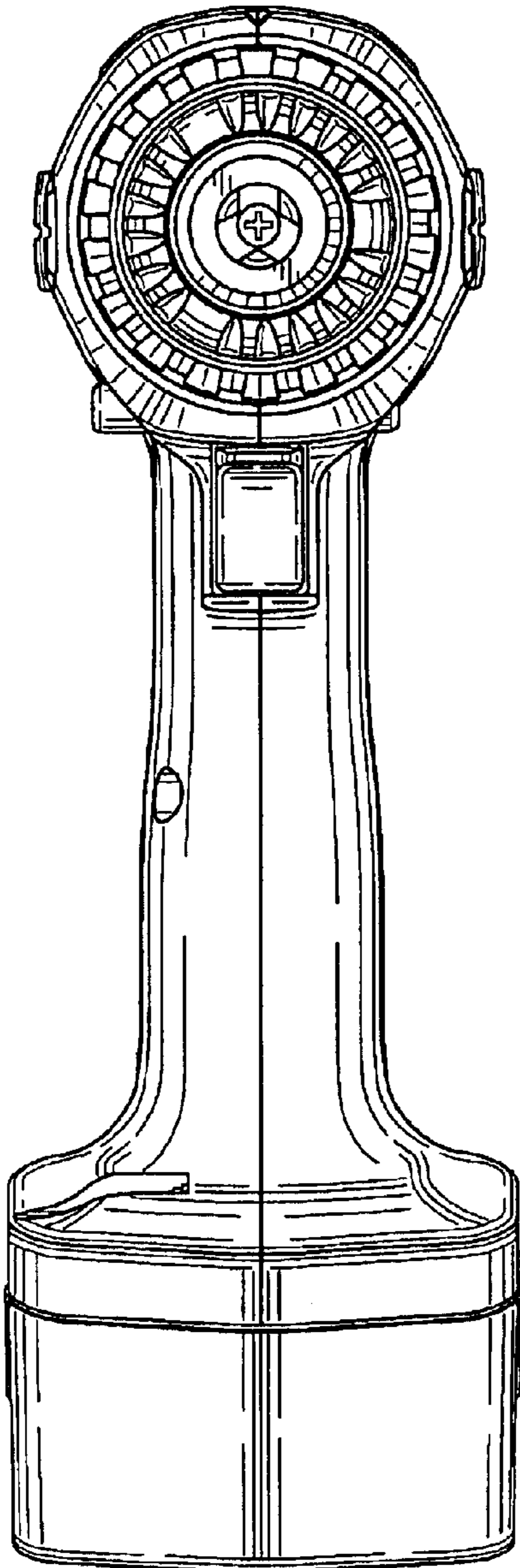


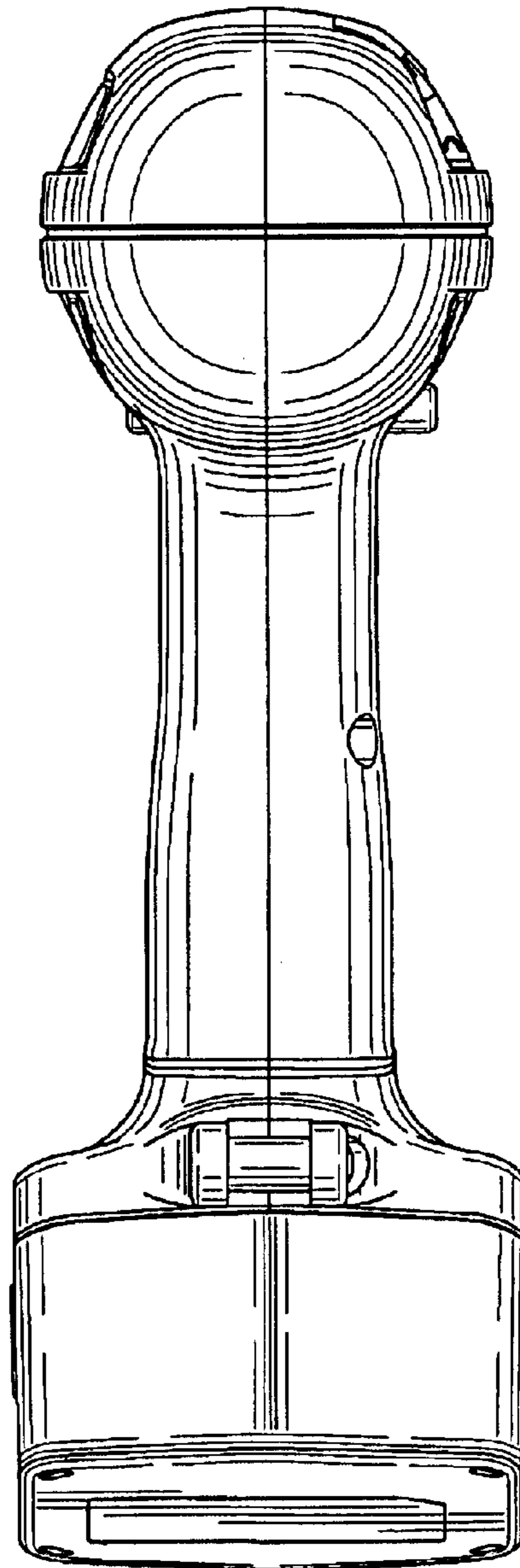
FIG. 3



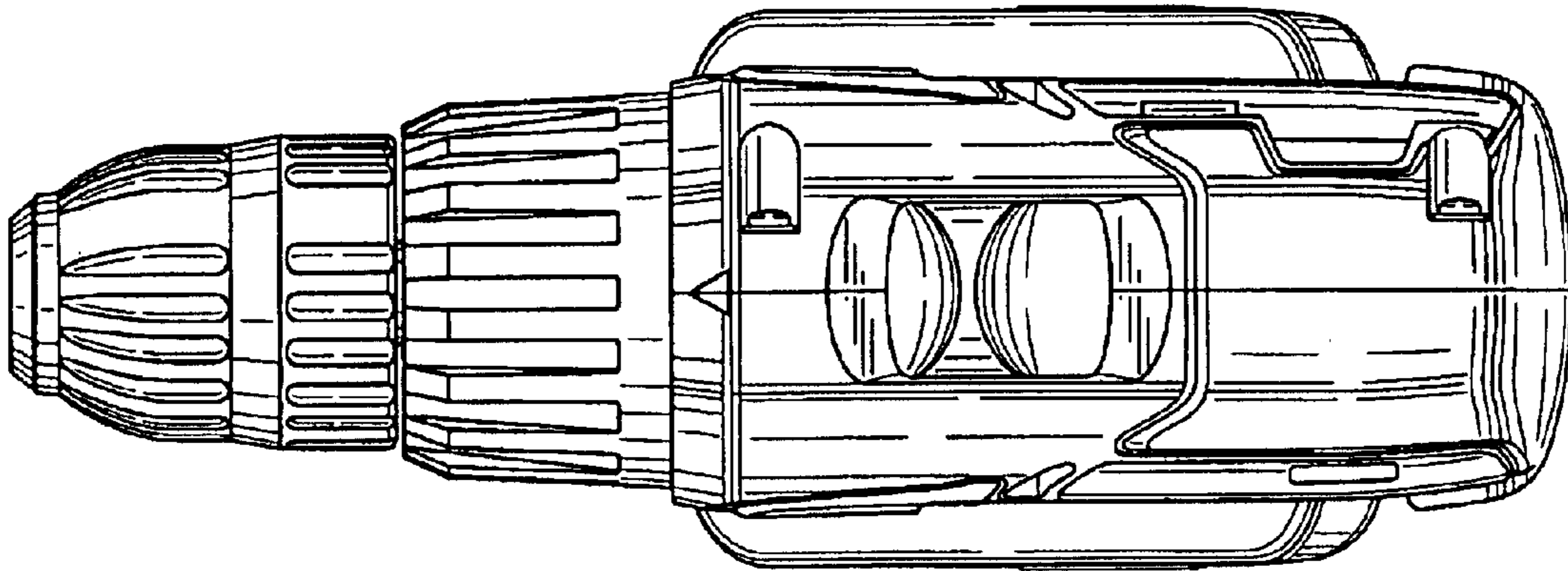
*FIG. 4*



*FIG. 5*



*FIG. 6*



*FIG. 7*

