

US00D496839S1

(12) **United States Design Patent** (10) **Patent No.:** **US D496,839 S**  
**Richwine et al.** (45) **Date of Patent:** **\*\* Oct. 5, 2004**

(54) **SHEARS**

(75) Inventors: **Karen A. Richwine**, Mechanicsburg, PA (US); **Roger L. Butcher**, Washington, WV (US); **Charles F. T. Merritt**, Southport, CT (US)

(73) Assignee: **Ames True Temper, Inc.**, Camp Hill, PA (US)

(\*\*) Term: **14 Years**

(21) Appl. No.: **29/189,371**

(22) Filed: **Sep. 3, 2003**

**Related U.S. Application Data**

(62) Division of application No. 29/150,245, filed on Nov. 16, 2001, now Pat. No. Des. 478,792.

(51) **LOC (7) Cl.** ..... **08-01**

(52) **U.S. Cl.** ..... **D8/5**

(58) **Field of Search** ..... D8/5, 4, 98, 52;  
30/262, 287, 252, 251, 266, 271, 261, 253-254,  
191, 193

(56) **References Cited**

**U.S. PATENT DOCUMENTS**

3,187,430 A \* 6/1965 Wallace et al. .... 30/252  
D341,527 S \* 11/1993 Clivio ..... D8/5

5,592,743 A \* 1/1997 Labarre et al. .... 30/271  
D393,401 S \* 4/1998 Clivio ..... D8/5  
D429,127 S \* 8/2000 Deville ..... D8/5

\* cited by examiner

*Primary Examiner*—Pamela Burgess

(74) *Attorney, Agent, or Firm*—Brij K. Agarwal; Eckert Seamans Cherin & Mellott, LLC

(57) **CLAIM**

The ornamental design for shears, as shown and described.

**DESCRIPTION**

A portion of the disclosure of this patent document contains material to which a claim for copyright is made. The copyright owner has no objection to the facsimile reproduction of the patent document or the patent disclosure, as it appears in the Patent and Trademark Office patent file or records, but reserves all other copyrights whatsoever.

FIG. 1 is a perspective view of shears embodying our new design;

FIG. 2 is a right side profile view of the shears of FIG. 1;

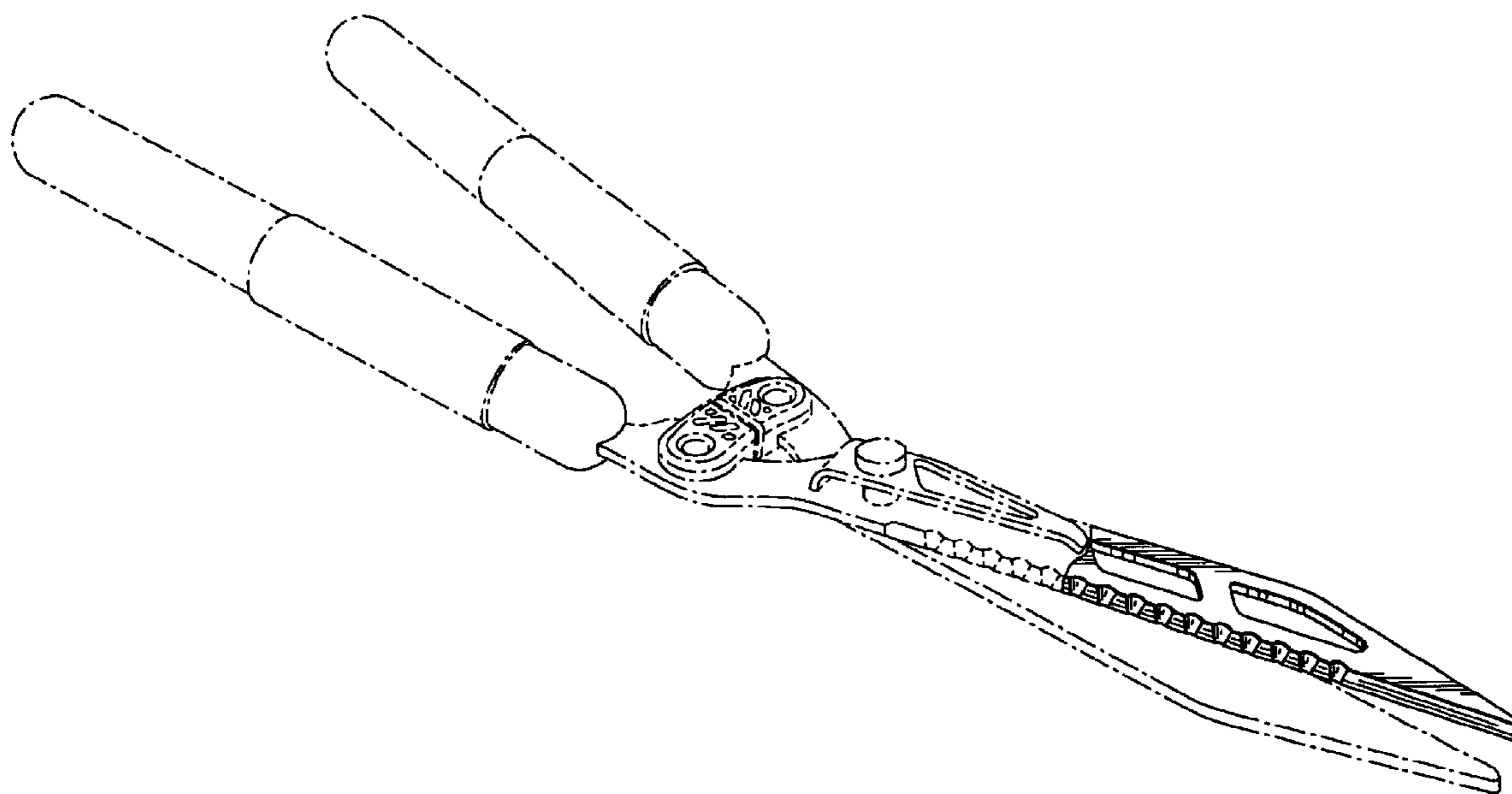
FIG. 3 is a left side profile view of the shears of FIG. 1;

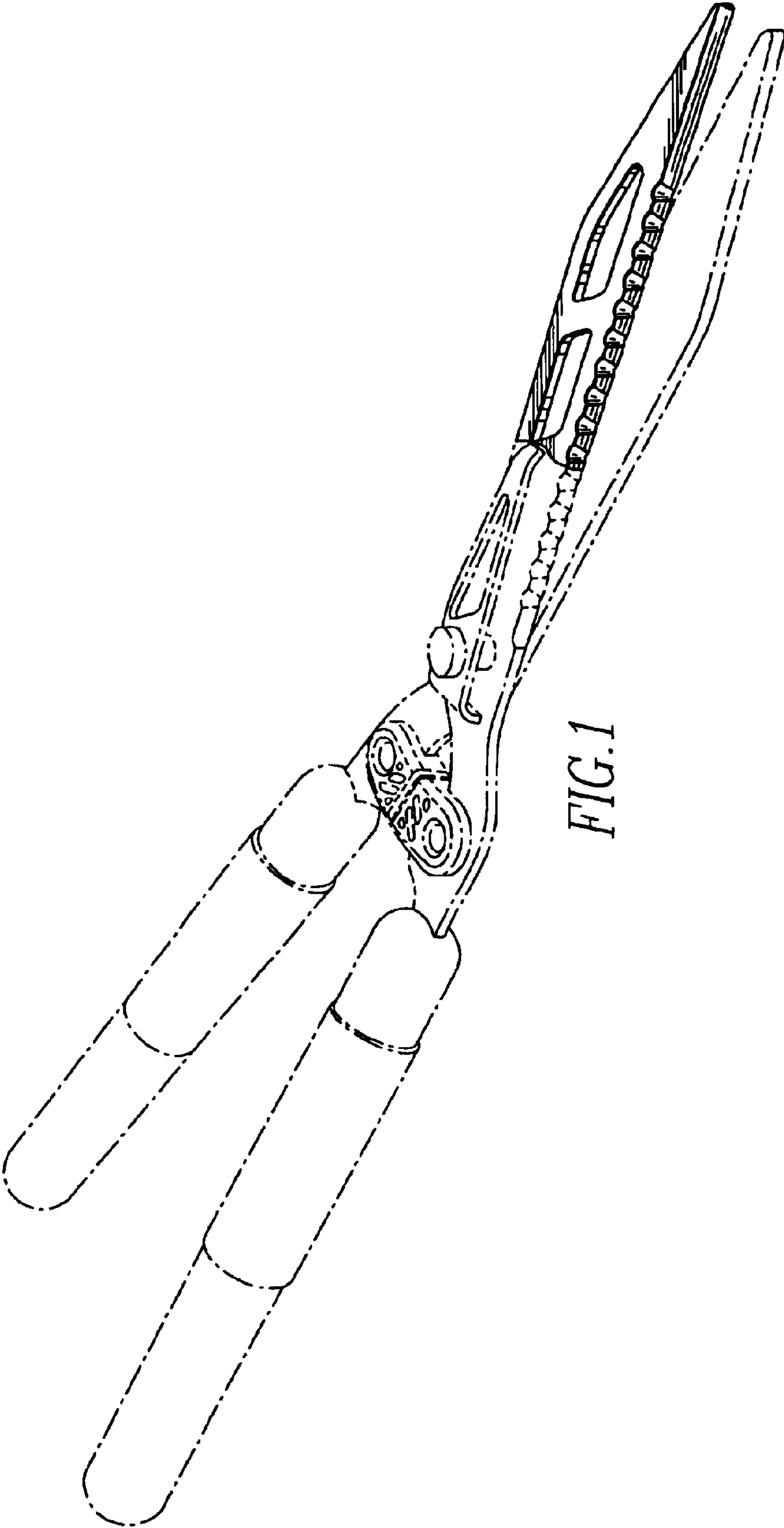
FIG. 4 is a top plan view of the shears of FIG. 1; and,

FIG. 5 is a bottom plan view of the shears of FIG. 1.

The broken lines shown in all figures are for illustrative purposes only and form no part of the claimed design.

**1 Claim, 4 Drawing Sheets**





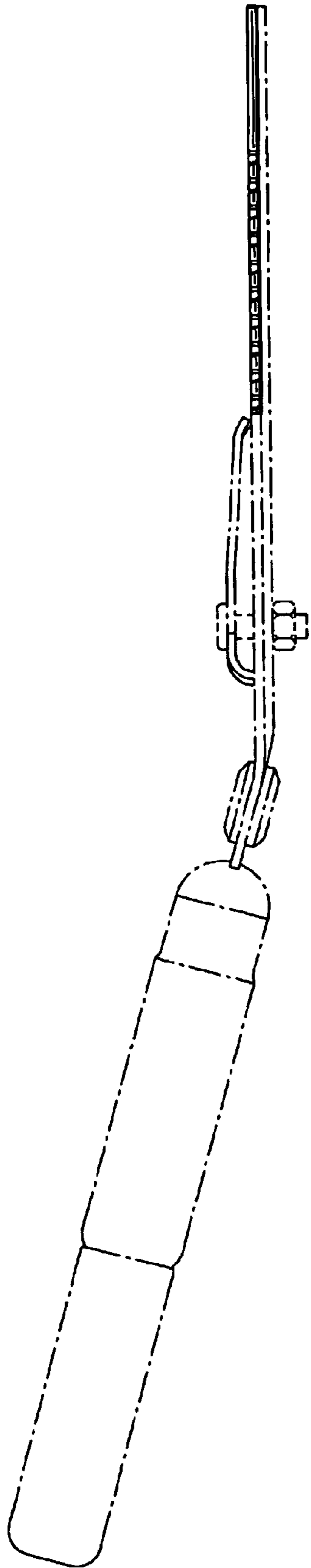


FIG. 2

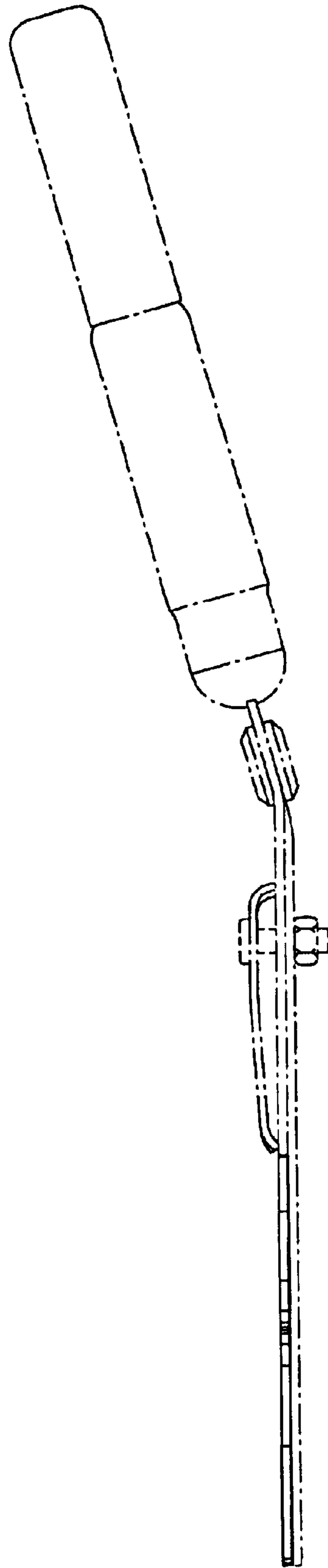
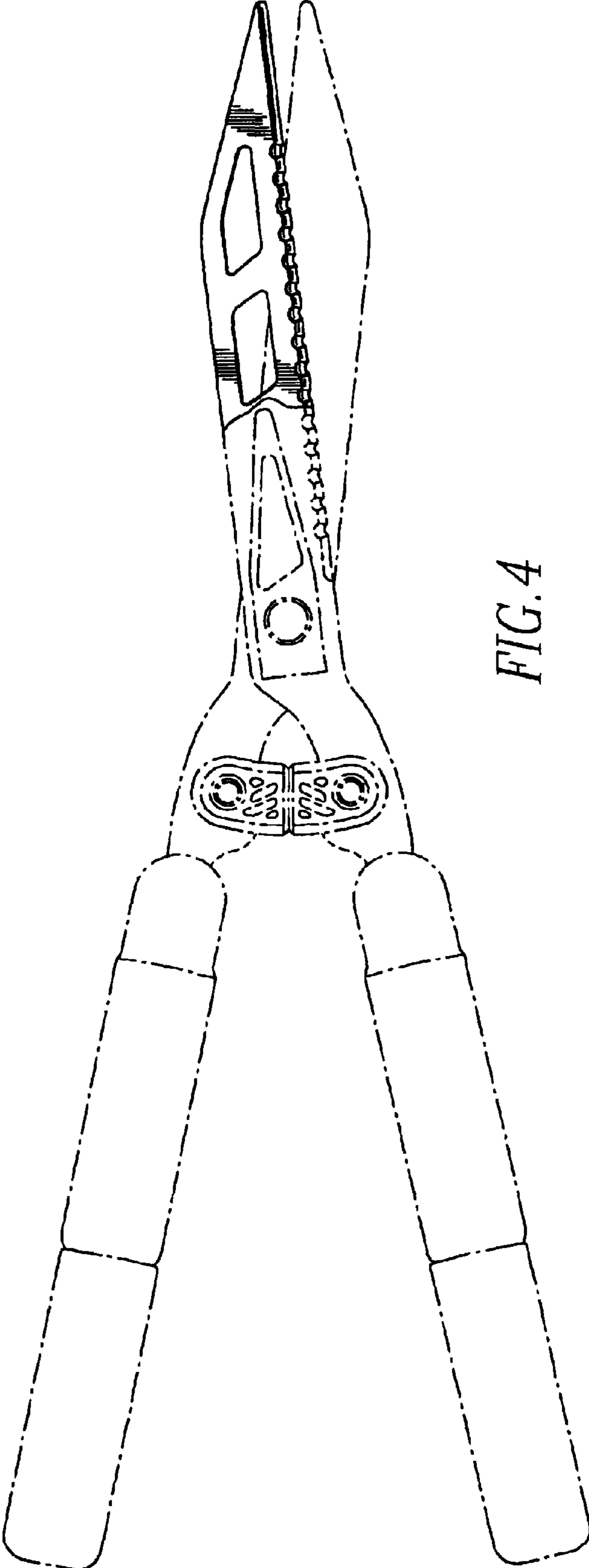


FIG. 3



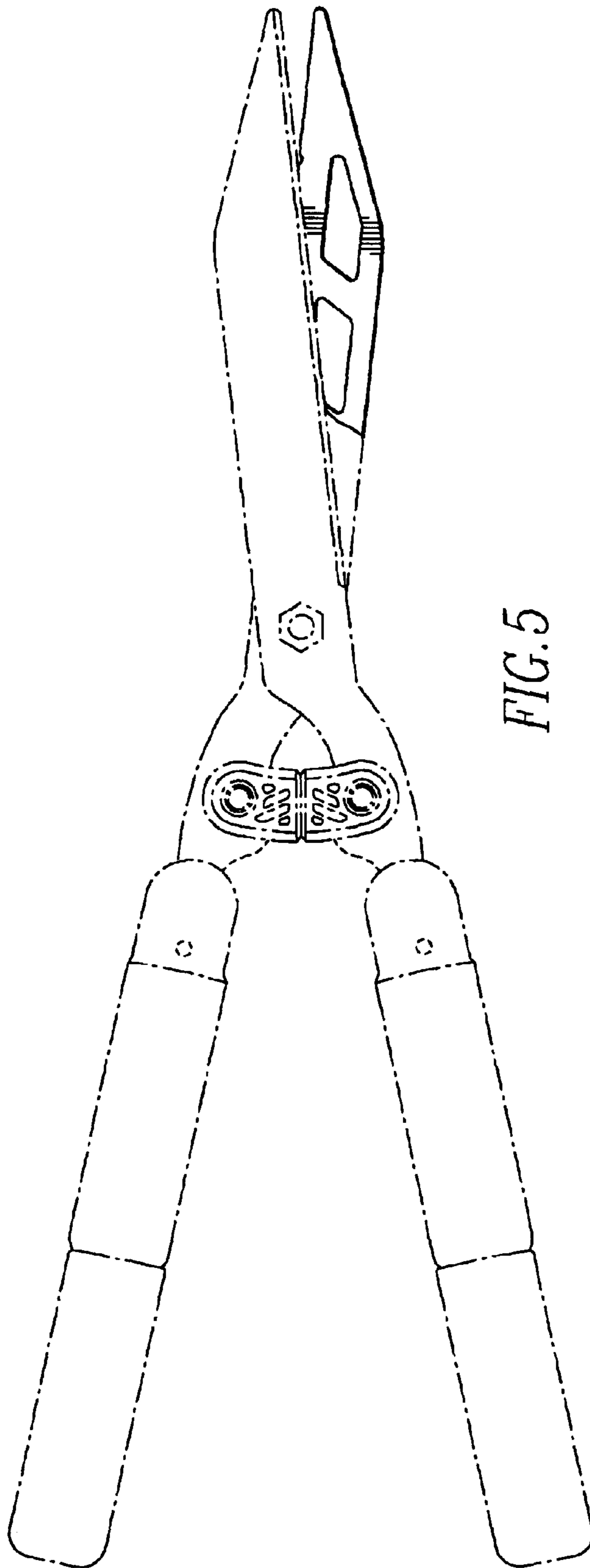


FIG. 5