

US00D496838S1

(12) **United States Design Patent**  
**Tomchak et al.**

(10) **Patent No.:** **US D496,838 S**  
(45) **Date of Patent:** **\*\* Oct. 5, 2004**

(54) **PRUNER**

(75) Inventors: **Michael J. Tomchak**, Harrisburg, PA  
(US); **Karen Richwine**, Mechanicsburg,  
PA (US)

(73) Assignee: **Ames True Temper, Inc.**, Camp Hill,  
PA (US)

(\*\*) Term: **14 Years**

(21) Appl. No.: **29/187,852**

(22) Filed: **Aug. 8, 2003**

(51) **LOC (7) Cl.** ..... **08-01**

(52) **U.S. Cl.** ..... **D8/5**

(58) **Field of Search** ..... D8/4, 5; 30/251-252

(56) **References Cited**

**U.S. PATENT DOCUMENTS**

3,596,355 A	8/1971	Wertepay, Sr.	
4,502,222 A	3/1985	Sargent	
4,980,975 A	1/1991	Hodson	
5,020,222 A	6/1991	Gosselin et al.	
5,108,343 A	4/1992	Gilliam	
D342,652 S	* 12/1993	Wensley et al.	D8/5
5,815,866 A	10/1998	Janky	
5,950,316 A	9/1999	Asselin et al.	

6,223,440 B1	5/2001	Rashman	
D459,168 S	* 6/2002	Meyerratken	D8/5
D462,586 S	* 9/2002	Halpern et al.	D8/5
D463,227 S	* 9/2002	Choi	D8/5
2002/0020067 A1	2/2002	Silver et al.	
2002/0046466 A1	4/2002	Deville	
2002/0083809 A1	7/2002	Knight	

\* cited by examiner

*Primary Examiner*—Holly Baynham

(74) *Attorney, Agent, or Firm*—Brij K. Agarwal; Eckert  
Seamans Cherin & Mellott, LLC

(57) **CLAIM**

The ornamental design for a pruner, as shown and described.

**DESCRIPTION**

FIG. 1 is a front perspective view of a pruner showing our new design;

FIG. 2 is a front elevational view thereof;

FIG. 3 is a top plan view thereof;

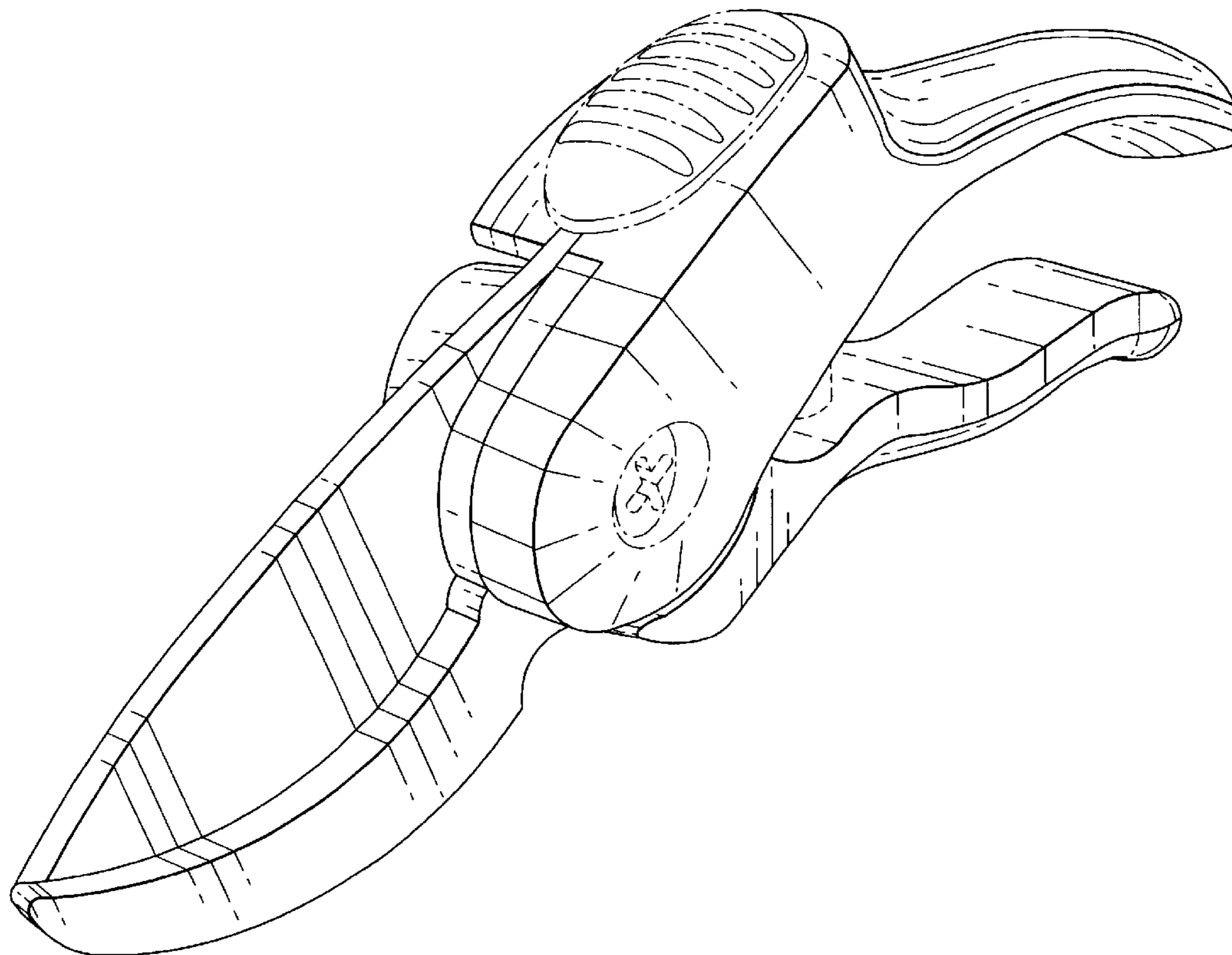
FIG. 4 is a left side elevational view thereof;

FIG. 5 is a right side elevational view thereof; and,

FIG. 6 is a rear elevational view thereof.

The broken line showing of pruner elements is for illustrative purposes only and forms no part of the claimed design.

**1 Claim, 5 Drawing Sheets**



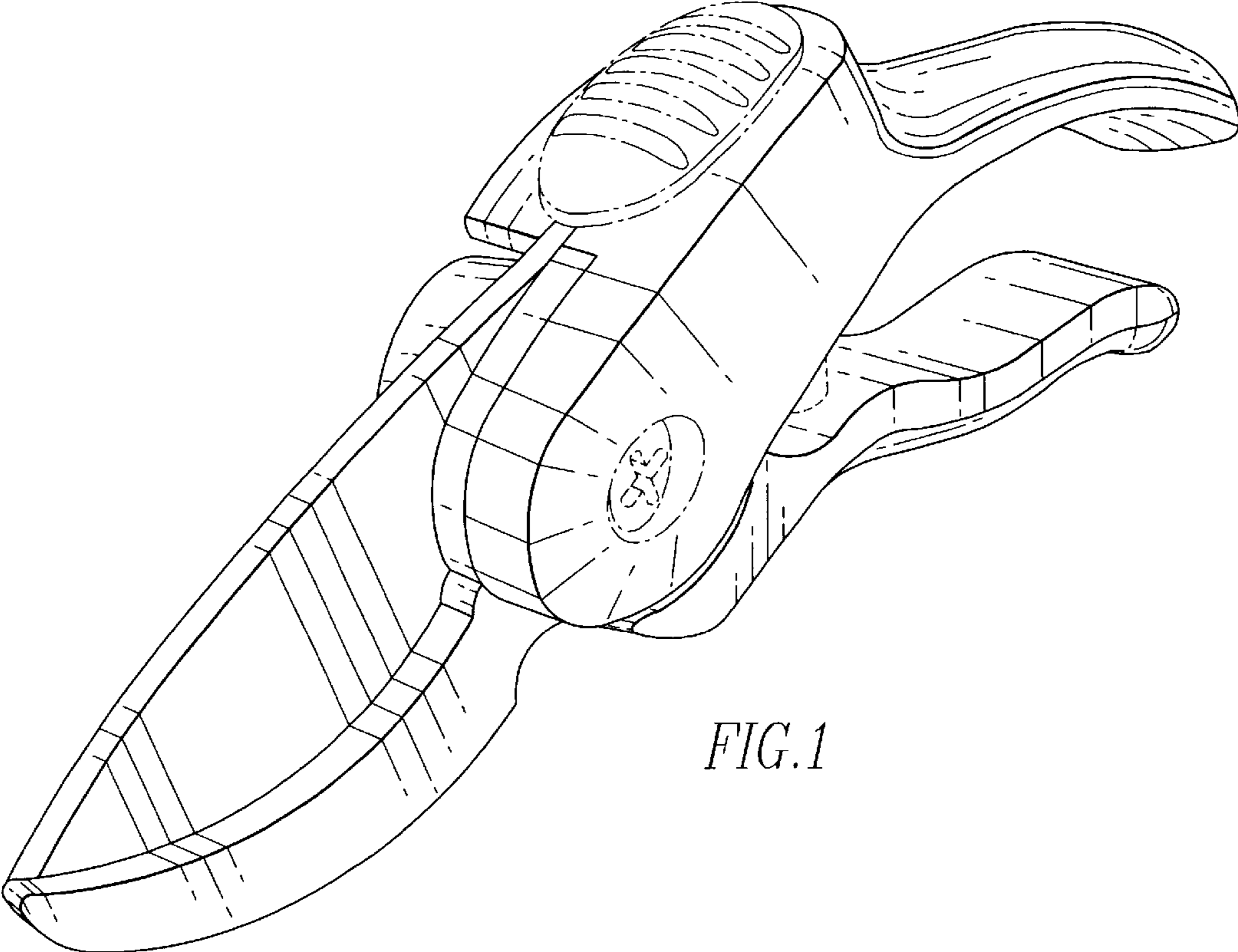


FIG. 1

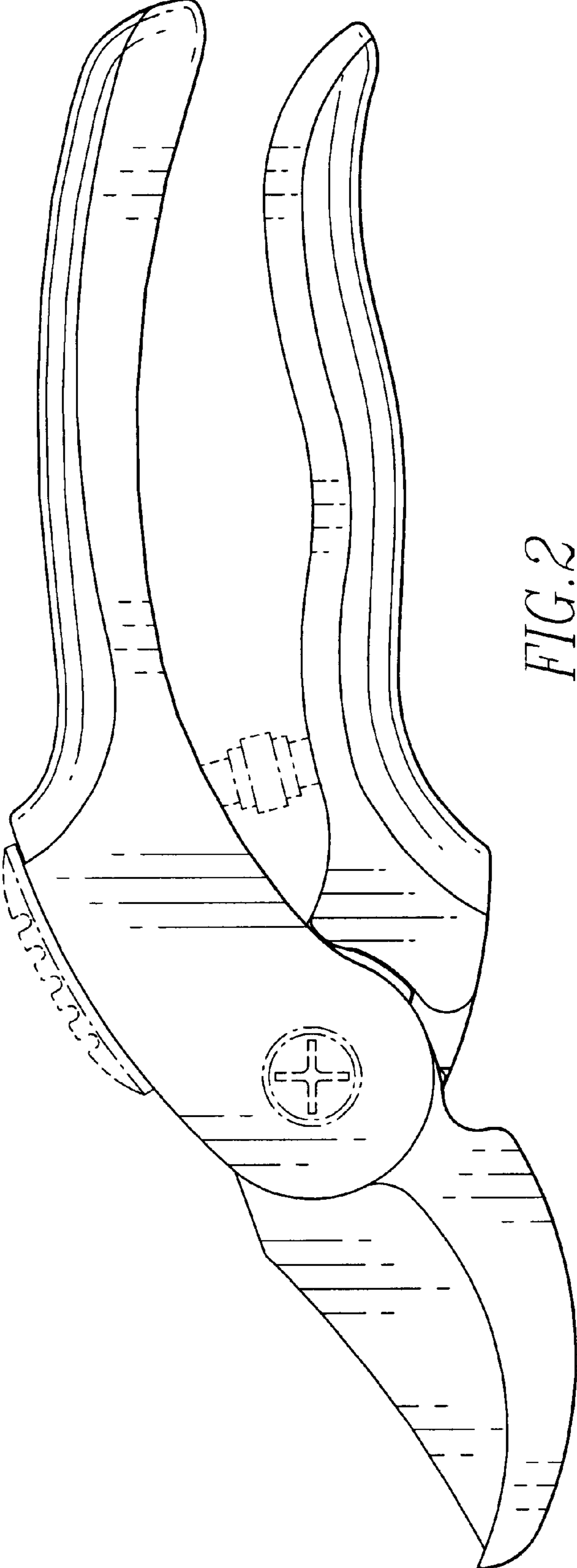


FIG. 2

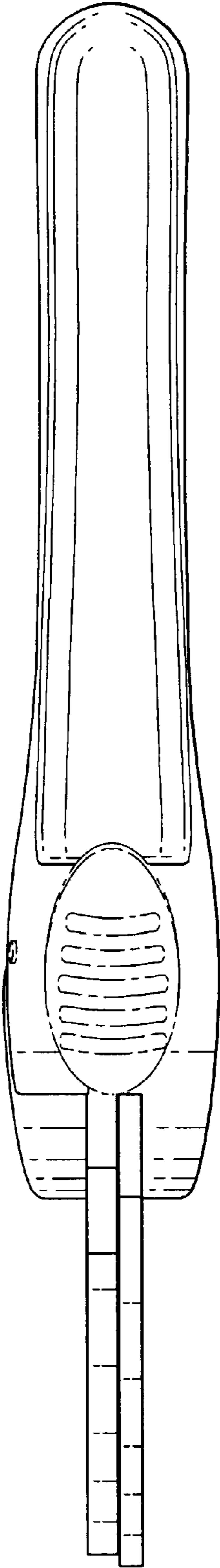
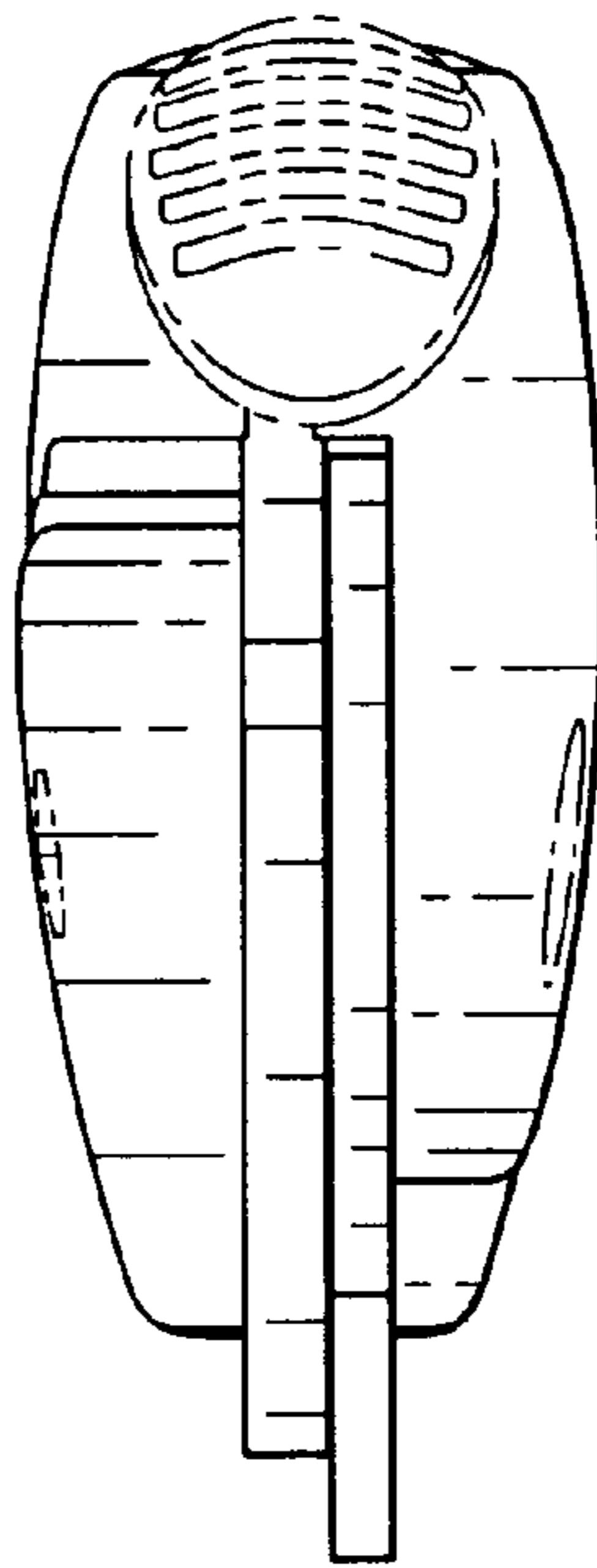
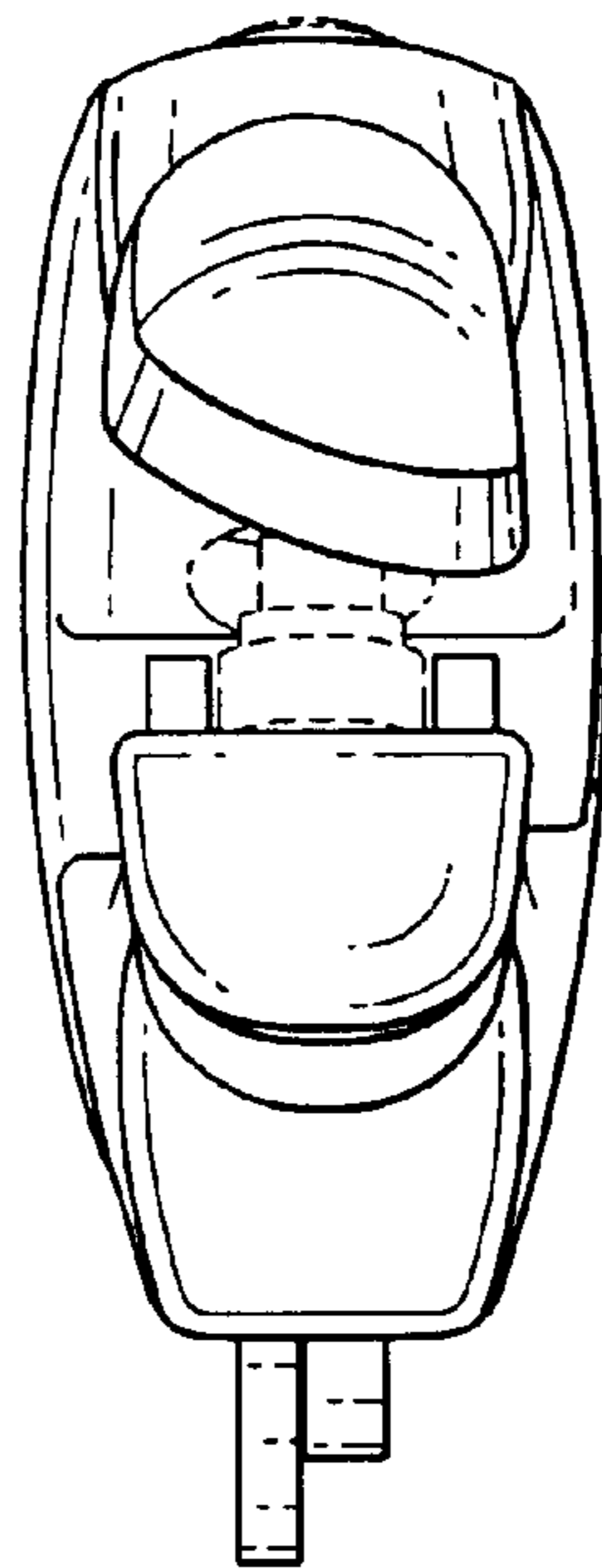


FIG. 3



*FIG. 4*



*FIG. 5*

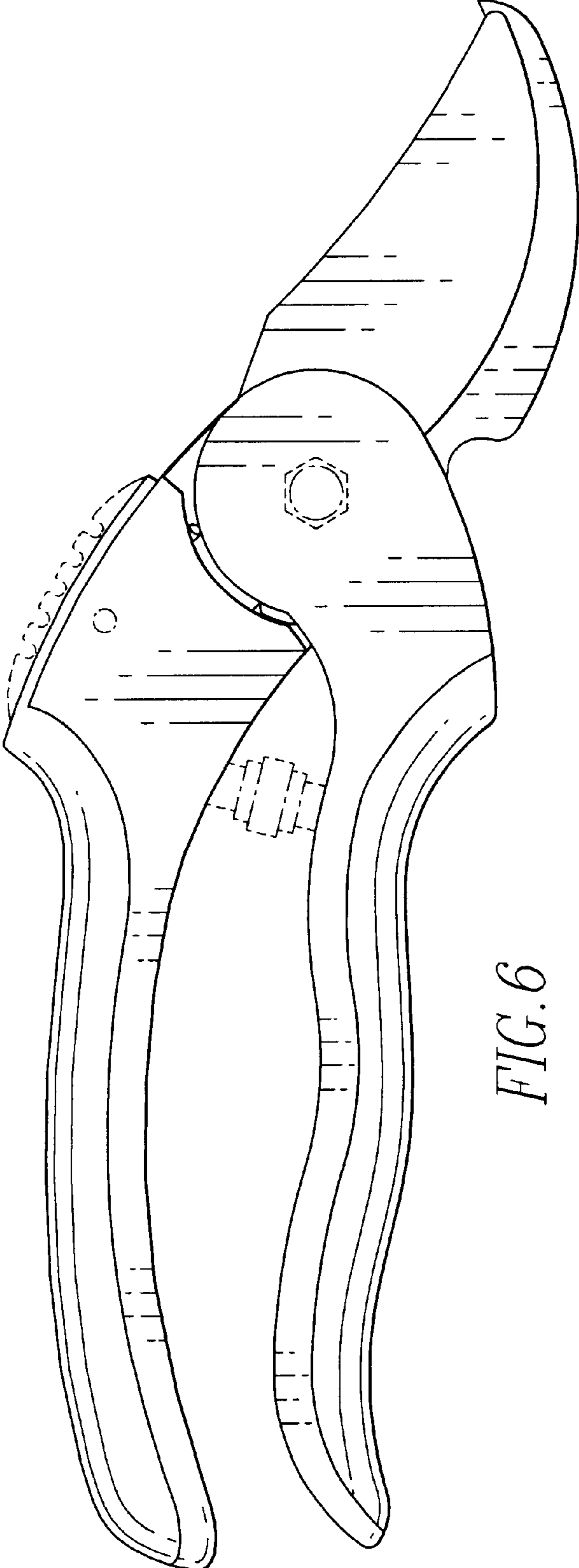


FIG. 6