

US00D496837S1

(12) **United States Design Patent**
Tomchak et al.

(10) **Patent No.:** **US D496,837 S**
(45) **Date of Patent:** **** Oct. 5, 2004**

(54) **PRUNER**

(75) Inventors: **Michael J. Tomchak**, Harrisburg, PA
(US); **Karen Richwine**, Mechanicsburg,
PA (US)

(73) Assignee: **Ames True Temper, Inc.**, Camp Hill,
PA (US)

(**) Term: **14 Years**

(21) Appl. No.: **29/187,851**

(22) Filed: **Aug. 8, 2003**

(51) **LOC (7) Cl.** **08-05**

(52) **U.S. Cl.** **D8/5**

(58) **Field of Search** D8/4, 5, 57; 30/251-252

(56) **References Cited**

U.S. PATENT DOCUMENTS

3,596,355 A	8/1971	Wertepay, Sr.	
D276,975 S	* 1/1985	Wordtmann D8/57
4,502,222 A	3/1985	Sargent	
4,980,975 A	1/1991	Hodson	
5,020,222 A	6/1991	Gosselin et al.	
5,108,343 A	4/1992	Gilliam	
D391,819 S	* 3/1998	Robinson et al. D8/57
5,815,866 A	10/1998	Janky	

5,950,316 A	9/1999	Asselin et al.	
6,223,440 B1	5/2001	Rashman	
D444,362 S	* 7/2001	Pia D8/57
D450,554 S	* 11/2001	Stokes D8/57
D471,780 S	* 3/2003	Lai D8/57
2002/0020067 A1	2/2002	Silver et al.	
2002/0046466 A1	4/2002	Deville	
2002/0083809 A1	7/2002	Knight	

* cited by examiner

Primary Examiner—Holly Baynham

(74) *Attorney, Agent, or Firm*—Brij K. Agarwal; Eckert
Seamans Cherin & Mellott, LLC

(57) **CLAIM**

The ornamental design for a pruner, as shown and described.

DESCRIPTION

FIG. 1 is a front perspective view of a pruner showing our new design;

FIG. 2 is a front elevational view thereof, a mirror image of which would constitute a rear elevational view;

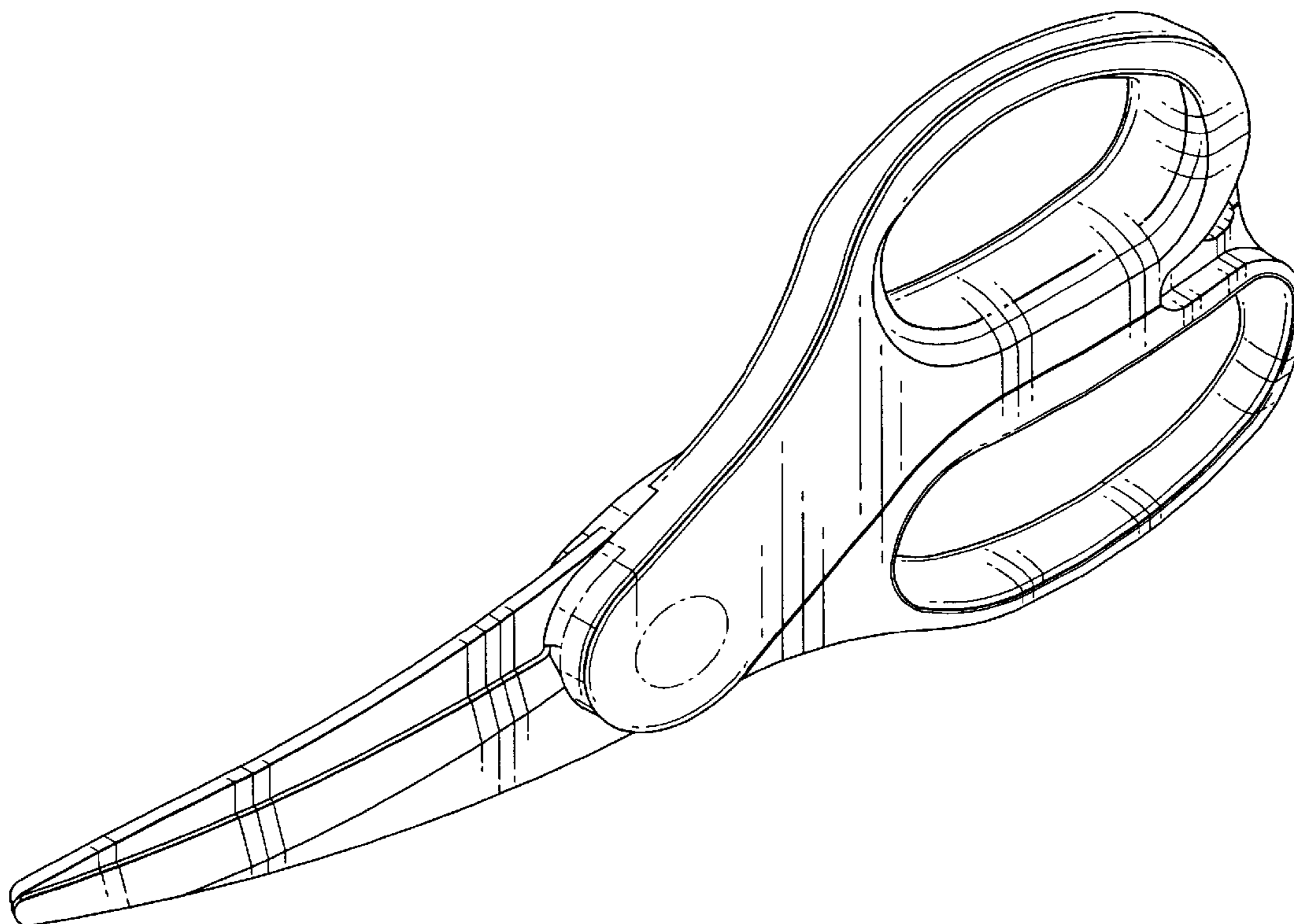
FIG. 3 is a top plan view thereof;

FIG. 4 is a bottom plan view thereof; and,

FIG. 5 is a rear elevational view thereof.

The broken line showing of pruner elements is for illustrative purposes only and forms no part of the claimed design.

1 Claim, 4 Drawing Sheets



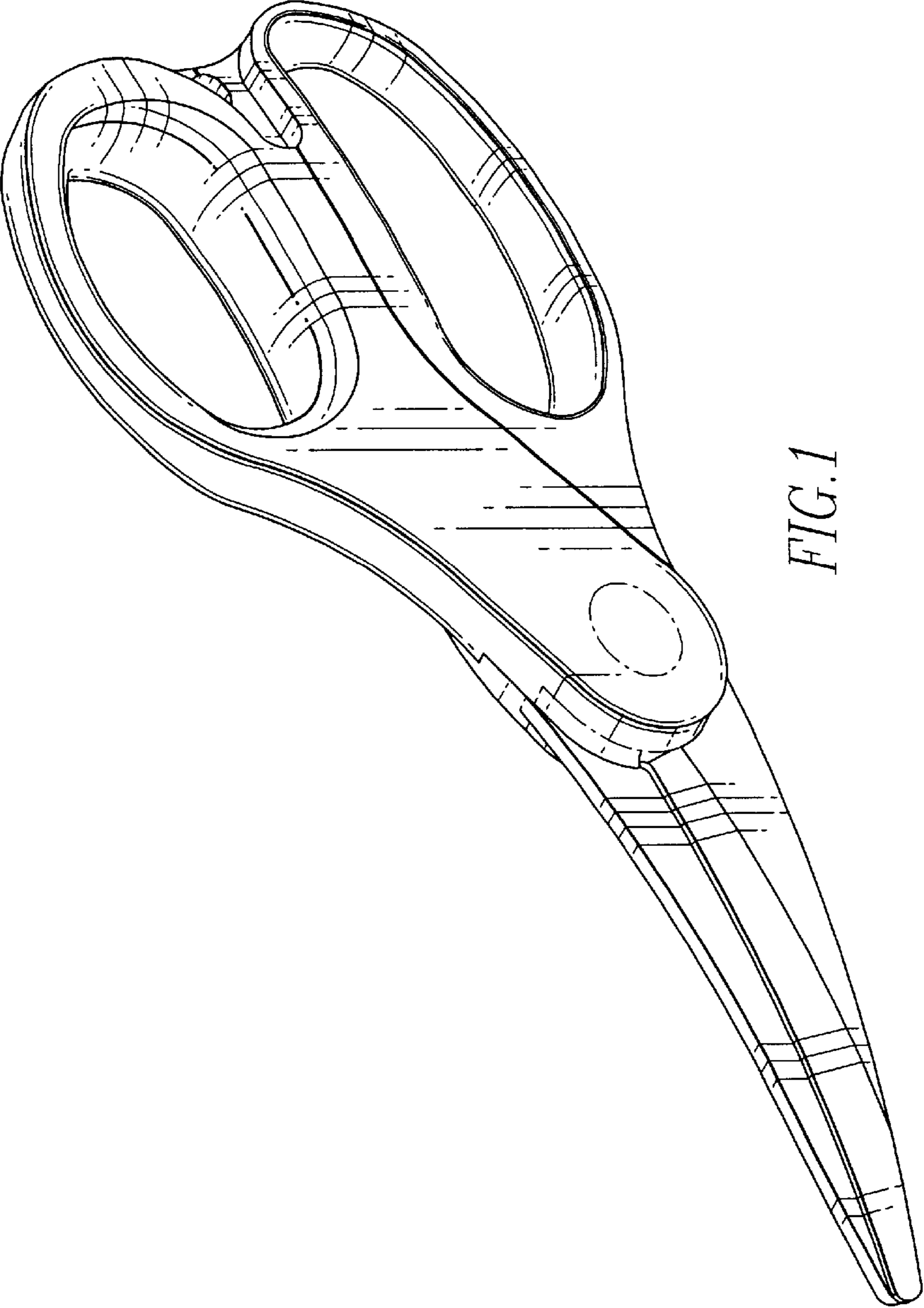


FIG. 1

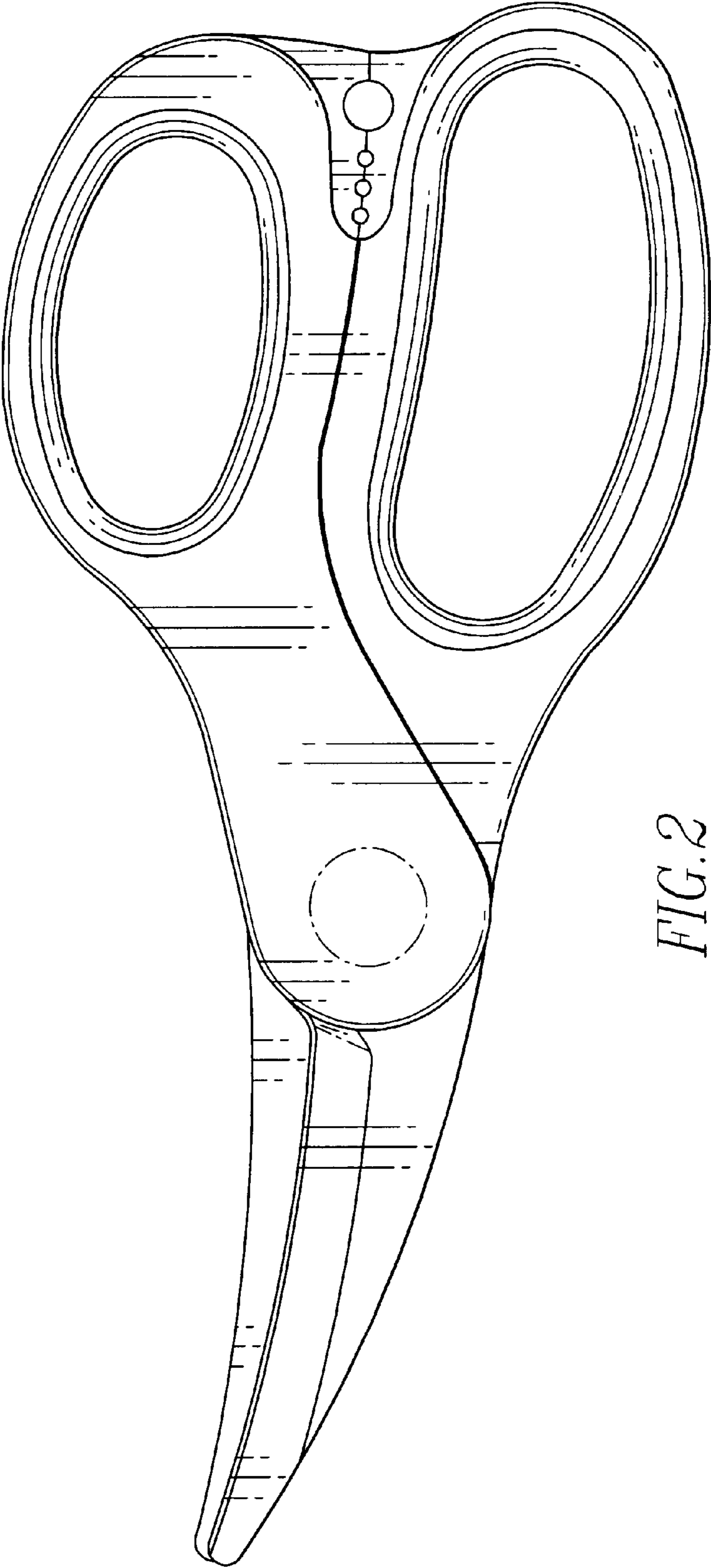


FIG. 2

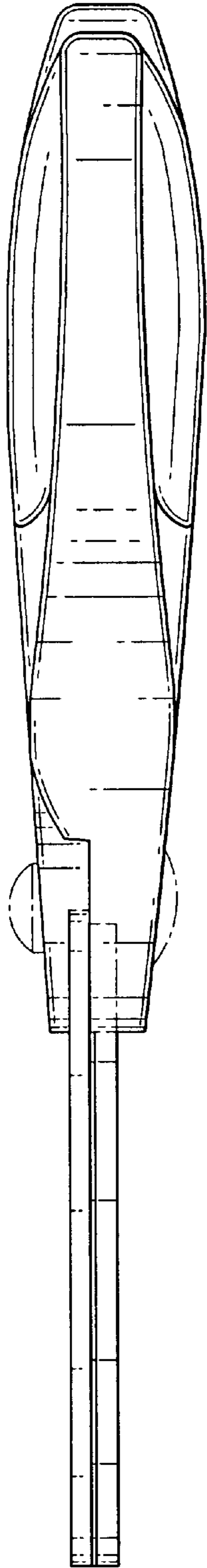


FIG. 3

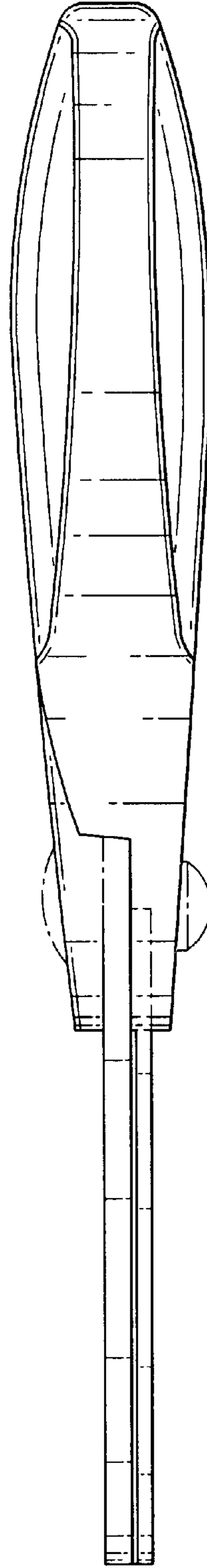


FIG. 4

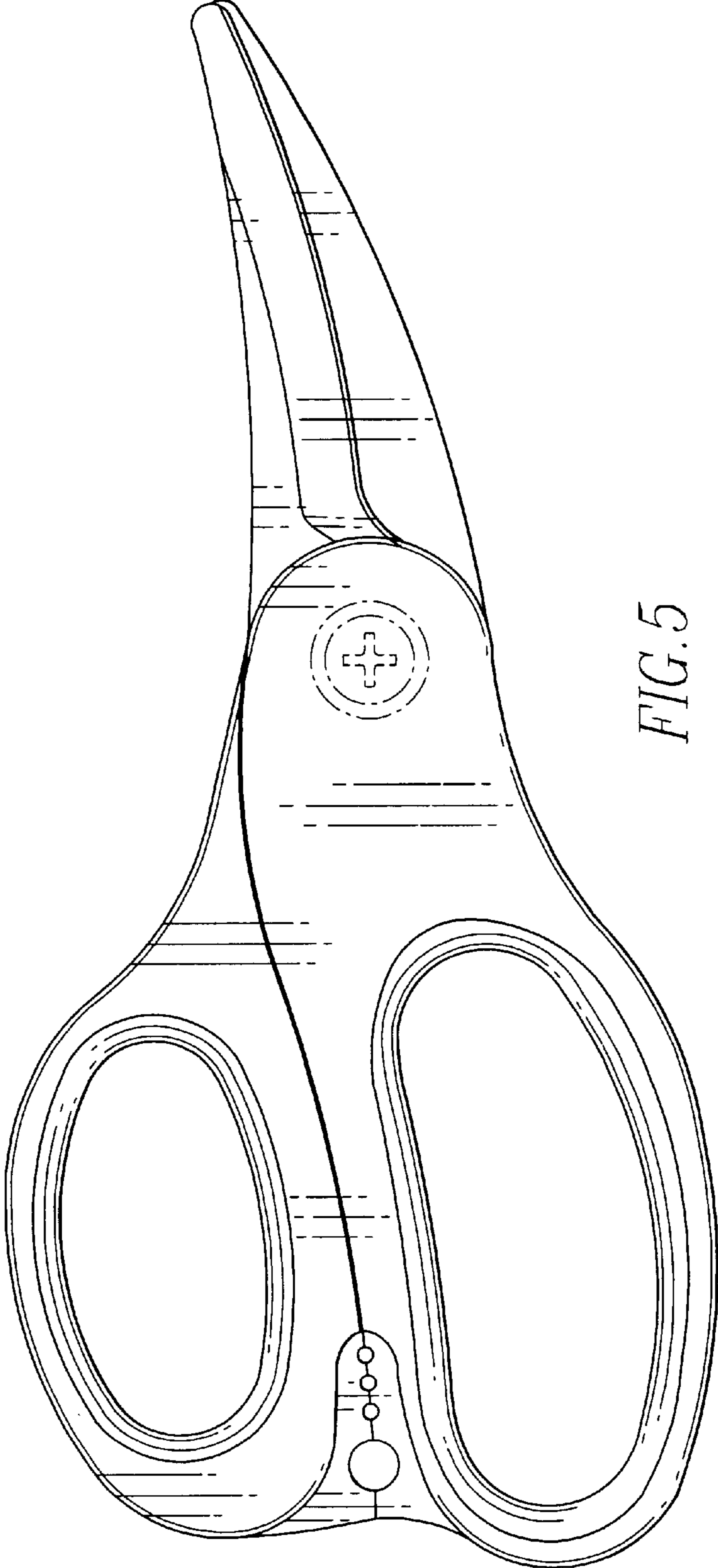


FIG. 5