

US00D496826S1

(12) **United States Design Patent**  
**Harris et al.**

(10) **Patent No.:** **US D496,826 S**  
(45) **Date of Patent:** **\*\* Oct. 5, 2004**

(54) **BARBEQUE TOOL UTENSIL HANDLE**

D211,681 S \* 7/1968 Hopcraft ..... D7/652  
D398,814 S \* 9/1998 Stokes ..... D7/401.2  
D413,232 S \* 8/1999 Conner ..... D7/649

(75) Inventors: **David Harris**, Nashua, NH (US); **Rudy Woodard**, Nashua, NH (US); **Bill Curren**, Nashua, NH (US)

\* cited by examiner

(73) Assignee: **Brookstone Purchasing, Inc.**, Nashua, NH (US)

*Primary Examiner*—Terry A. Wallace  
(74) *Attorney, Agent, or Firm*—Hayes Soloway P.C.

(\*\*) Term: **14 Years**

(57) **CLAIM**

(21) Appl. No.: **29/185,464**

The ornamental design for a barbeque tool utensil handle, as shown and described.

(22) Filed: **Jun. 27, 2003**

**DESCRIPTION**

**Related U.S. Application Data**

(62) Division of application No. 29/166,258, filed on Aug. 23, 2002, now Pat. No. Des. 481,587.

FIG. 1 is a left-side elevational view of a barbeque tool utensil handle showing our new design, the right-side being a mirror image thereof;

(51) **LOC (7) Cl.** ..... **07-06**

FIG. 2 is a top plan view of the handle of FIG. 1;

(52) **U.S. Cl.** ..... **D7/395**

FIG. 3 is a bottom plan view of the handle of FIG. 1;

(58) **Field of Search** ..... D7/393, 395, 401.2, D7/681-696, 642-664; 16/110.1, 430, 431, 436, 441, 444; D8/107

FIG. 4 is a front-end view of the handle of FIG. 1; and,

FIG. 5 is a rear-end view of the handle of FIG. 1.

The broken lines are for illustrative purposes only and form no part of the claimed design.

(56) **References Cited**

**U.S. PATENT DOCUMENTS**

D178,453 S \* 8/1956 Jorge ..... D7/649

**1 Claim, 4 Drawing Sheets**

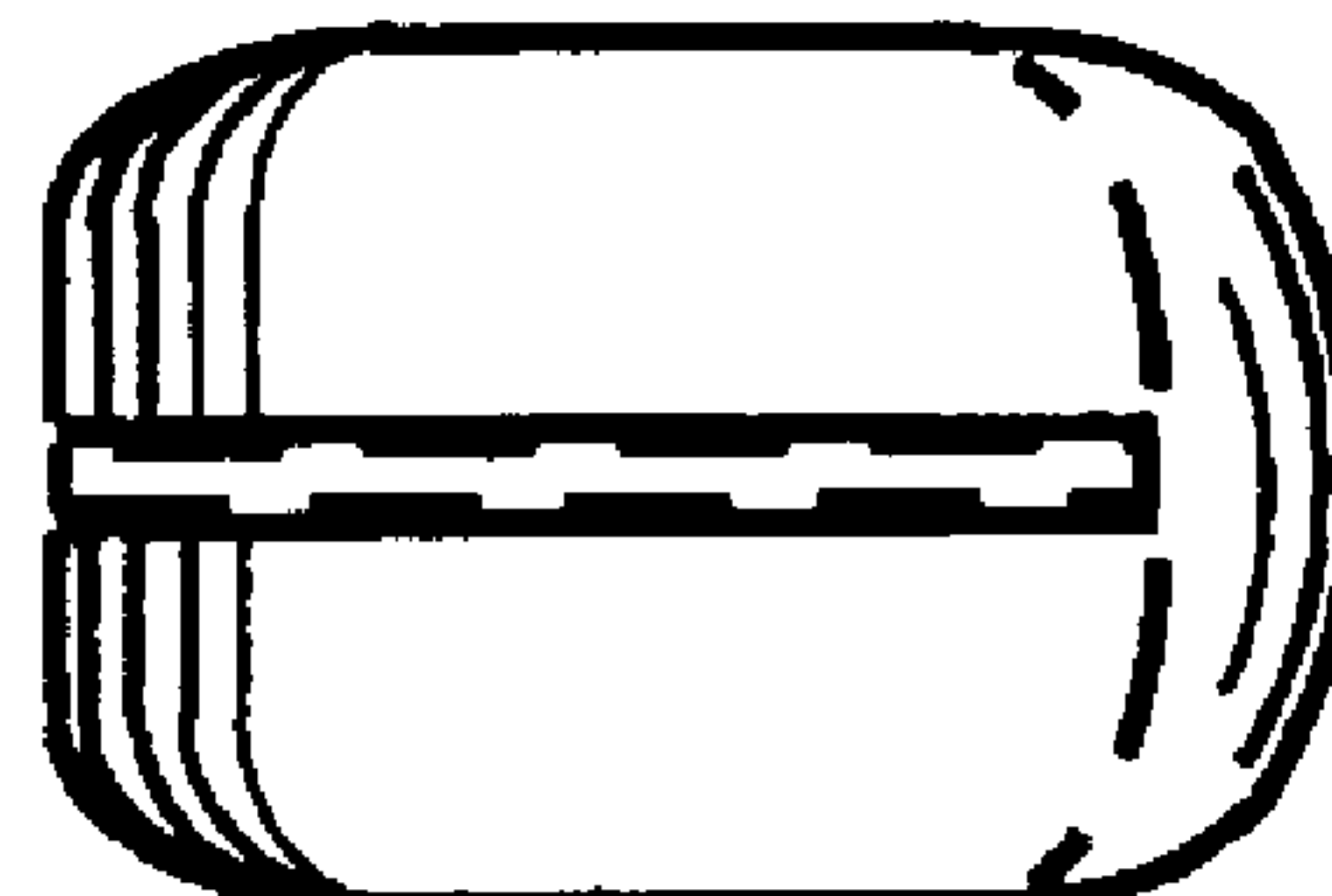
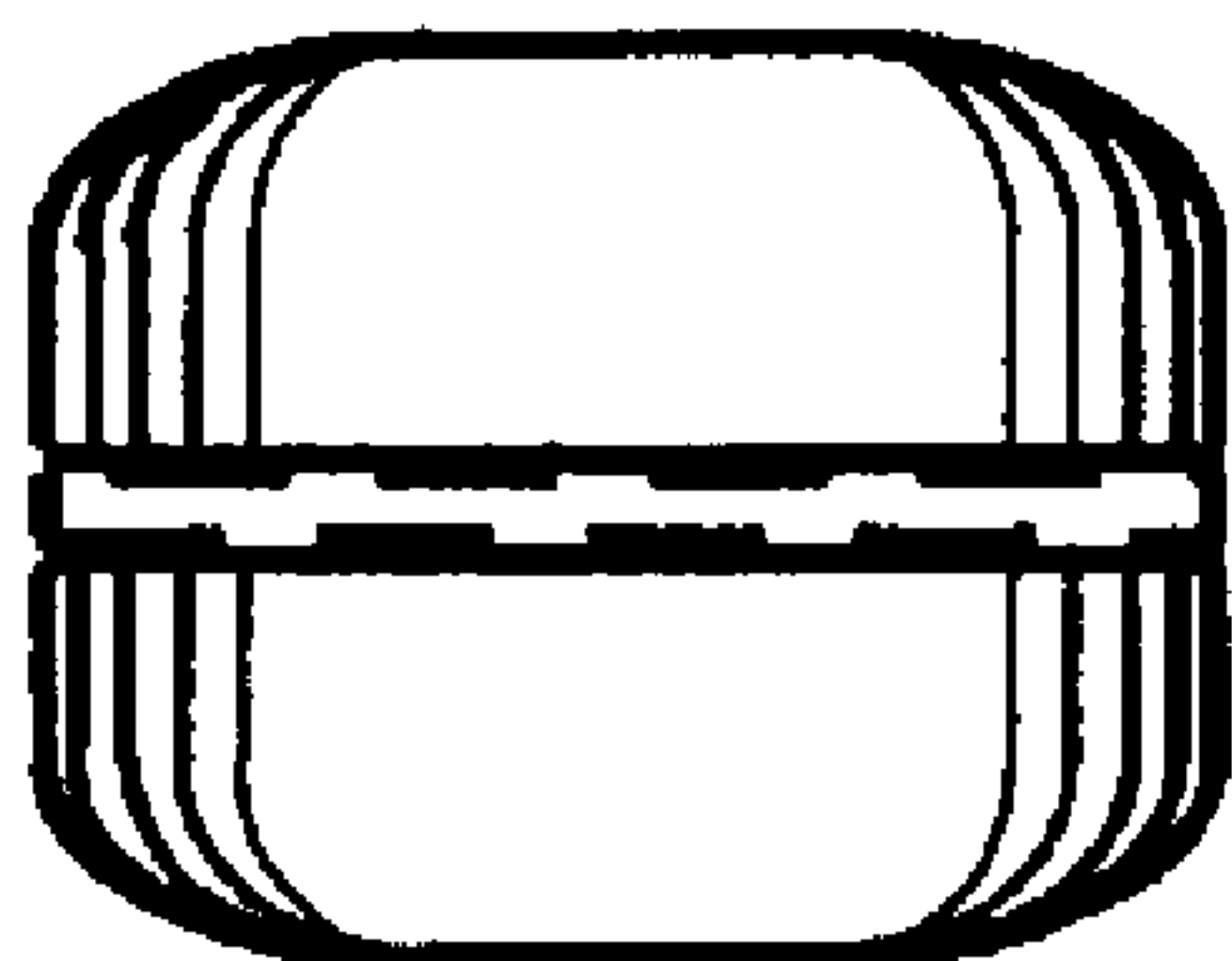


FIG. 1

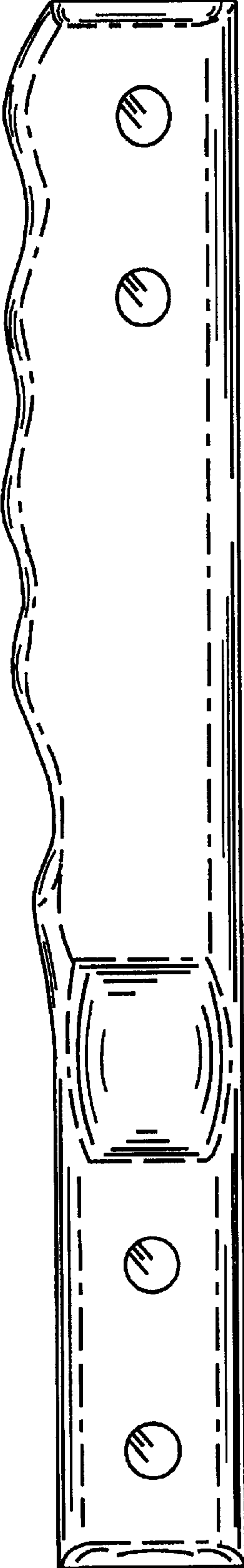


FIG. 2




FIG. 3

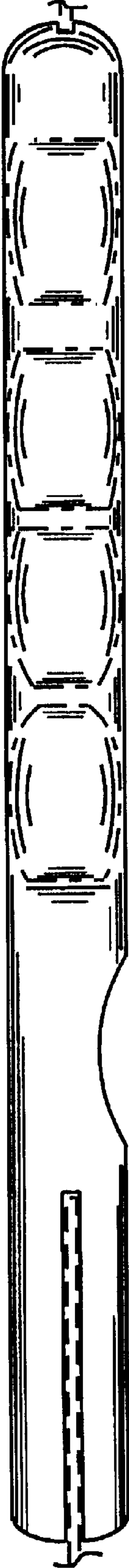


FIG. 4

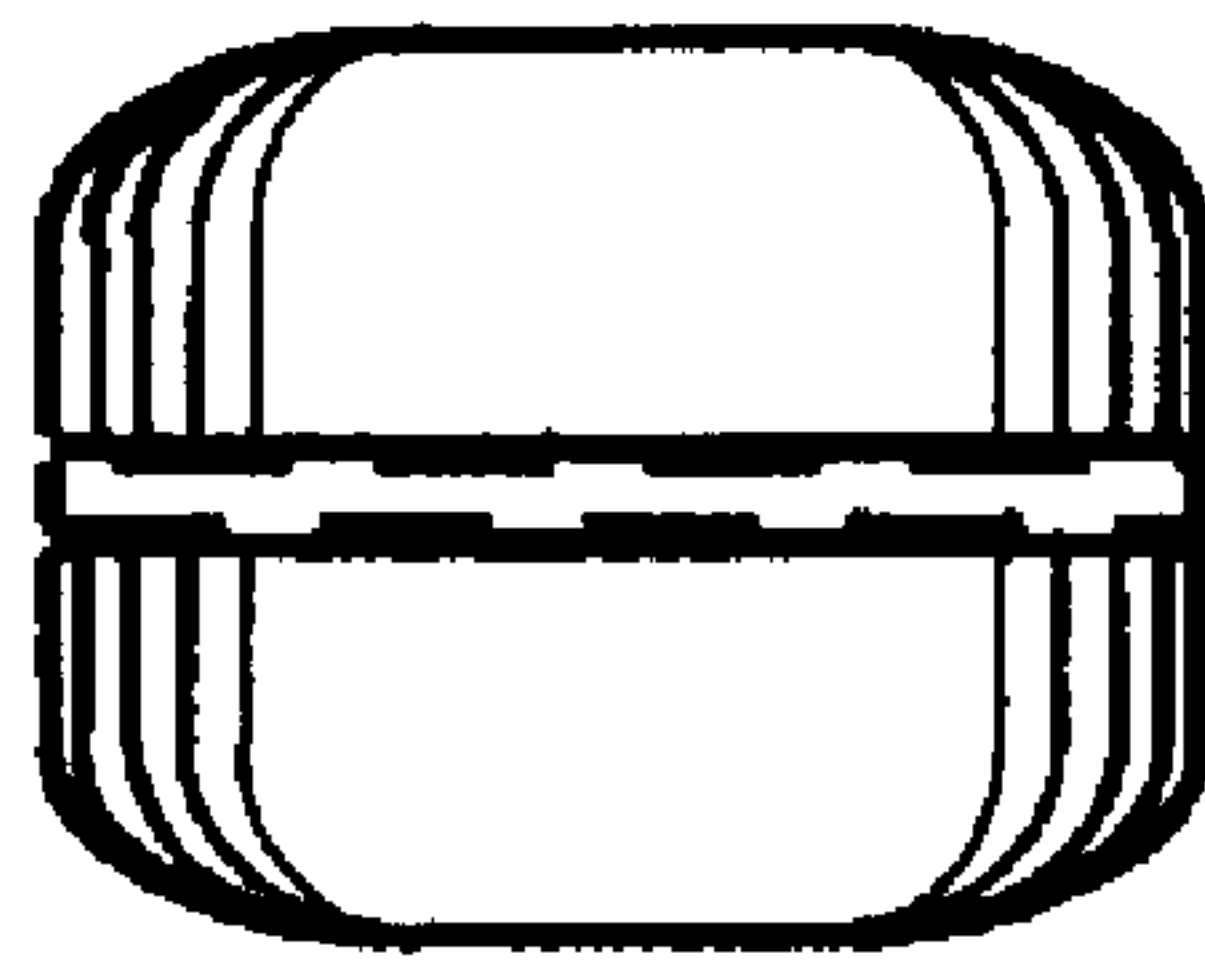


FIG. 5

