



US00D496825S1

(12) **United States Design Patent** (10) **Patent No.:** **US D496,825 S**
Wiedmeyer et al. (45) **Date of Patent:** **** Oct. 5, 2004**

(54) **ERGONOMIC DISPOSABLE PLATE HANDLE**

D303,196 S 9/1989 Unger
D310,930 S 10/1990 Unger
4,966,295 A 10/1990 Parrish
D312,750 S 12/1990 Unger
D313,922 S 1/1991 Scherer
D314,884 S 2/1991 Unger

(75) Inventors: **Warren Giles Wiedmeyer**, Trevor, WI (US); **John Stewart Gitschlag**, Chicago, IL (US)

(List continued on next page.)

(73) Assignee: **Solo Cup Company**, Highland Park, IL (US)

OTHER PUBLICATIONS

(**) Term: **14 Years**

Die Modemen, *Schoner Wohnen*, Jul. 1989, p. 94.
Photos 1(a)—1(d) of plate; Hema B.V. Postbus 23220 1100 DS, Amsterdam, Netherlands; date unknown.
Photos 2(a)—2(e) of bowl; Hema B.V. Postbus 23220 1100 DS, Amsterdam, Netherlands; date unknown.

(21) Appl. No.: **29/182,705**

(22) Filed: **May 30, 2003**

Related U.S. Application Data

(63) Continuation-in-part of application No. 10/277,010, filed on Oct. 21, 2002.

Primary Examiner—M. N. Pandozzi

(74) *Attorney, Agent, or Firm*—Wallenstein Wagner & Rockey, Ltd.

(51) **LOC (7) Cl.** **07-01**

(52) **U.S. Cl.** **D7/393; D7/545**

(58) **Field of Search** D7/393, 394.395, D7/396.1, 545, 548, 552.1, 552.2, 543; 220/671, 574, 575, 771; 16/110.1, 430, 436, DIG. 11

(57) **CLAIM**

We claim the ornamental design for an ergonomic disposable plate handle, as shown and described.

DESCRIPTION

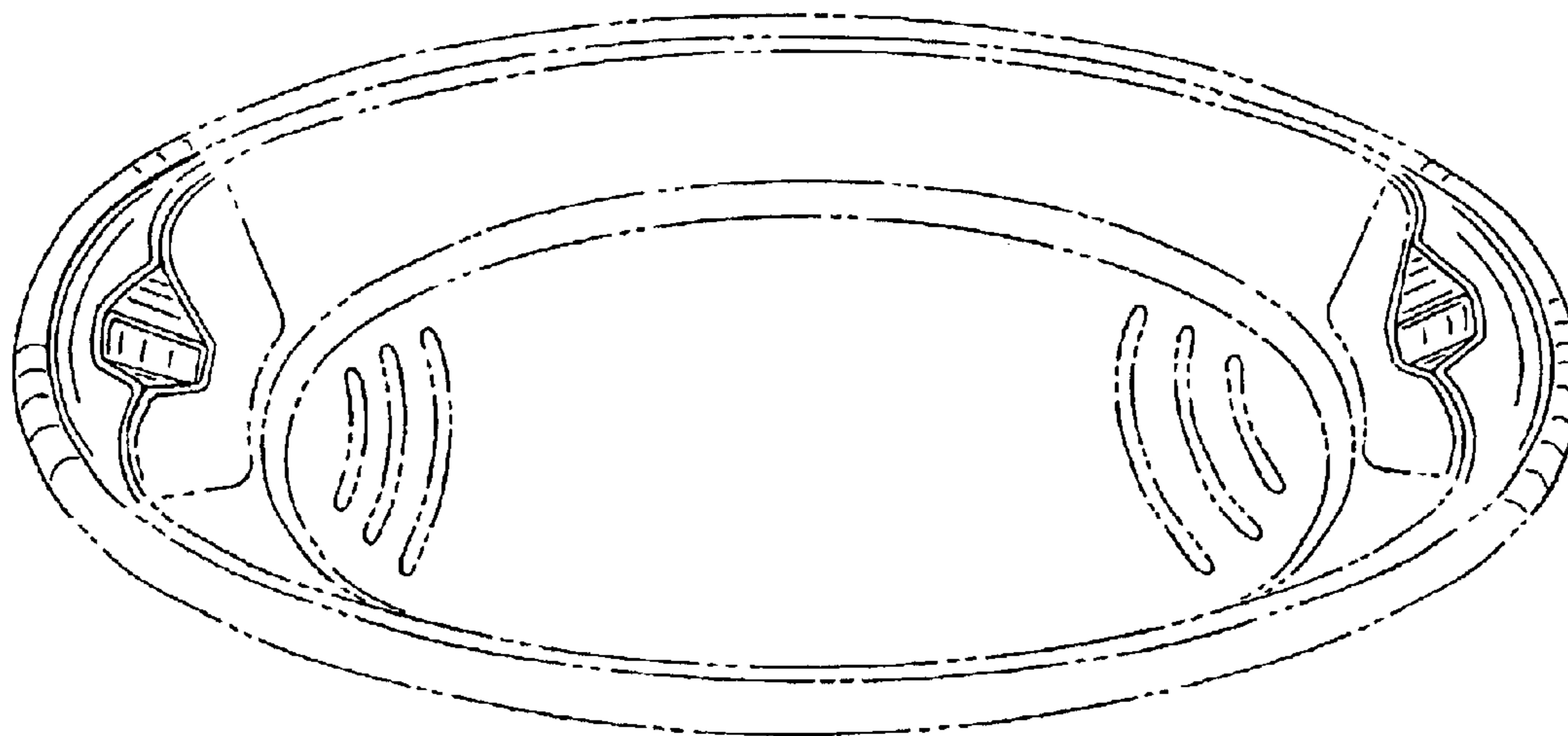
FIG. 1 is a perspective view of an ergonomic disposable plate handle;
FIG. 2 is a front elevation view of the plate of FIG. 1, with an opposite view being identical thereto;
FIG. 3 is a side elevation view of the plate of FIG. 1, with an opposite view being identical thereto;
FIG. 4 is a top plan view of the plate of FIG. 1;
FIG. 5 is a bottom plan view of the plate of FIG. 1;
FIG. 6 is a cross-sectional front view of the plate of FIG. 1, with an opposite view being identical thereto; and,
FIG. 7 is a cross-sectional side view of the plate of FIG. 1, with an opposite view being identical thereto.
Broken lines in the Figures form no part of the claimed design.

(56) **References Cited**

U.S. PATENT DOCUMENTS

1,440,070 A	12/1922	Fry	
D88,343 S	* 11/1932	Dowd D7/545
D157,823 S	* 3/1950	Wright D7/545
D166,934 S	6/1952	Slobodkin	
2,700,284 A	1/1955	Lyon, Jr.	
D184,875 S	4/1959	Johnson	
D185,067 S	5/1959	Clark, Jr.	
D244,245 S	* 5/1977	Jensen D7/586
D244,247 S	5/1977	Jensen	
D248,076 S	6/1978	Christian	
D265,707 S	8/1982	Pickard	
D288,050 S	2/1987	Fox et al.	
D296,640 S	7/1988	Miller	

1 Claim, 3 Drawing Sheets



US D496,825 S

Page 2

U.S. PATENT DOCUMENTS

D322,539 S	12/1991	Under		D424,881 S	5/2000	Sundberg	
D322,737 S	12/1991	Unger		D432,360 S	10/2000	Greene	
D337,025 S	7/1993	Merwin et al.		D433,878 S	* 11/2000	Joergensen D7/552.1
D337,485 S	7/1993	Merwin et al.		D434,605 S	12/2000	Littlejohn et al.	
D345,893 S	4/1994	Jaworski		D438,063 S	2/2001	Indekeu	
D346,934 S	5/1994	Littlejohn		D445,303 S	7/2001	Littlejohn et al.	
D370,598 S	* 6/1996	Koch D7/543	D445,304 S	7/2001	Littlejohn et al.	
D373,053 S	8/1996	Allegre		D450,221 S	11/2001	Littlejohn et al.	
D373,509 S	9/1996	Bormioli		D452,118 S	12/2001	Benson	
D376,295 S	12/1996	Ahern, Jr. et al.		D452,417 S	12/2001	Whitmore et al.	
5,607,077 A	3/1997	Torkelson		6,401,955 B1	6/2002	Yang	
5,662,240 A	9/1997	Norris		6,401,962 B1	6/2002	Littlejohn et al.	
D386,048 S	11/1997	Bebawey		D466,762 S	* 12/2002	Cote et al. D7/545
5,695,052 A	12/1997	Damato		D475,579 S	* 6/2003	Jorgensen D7/545
5,758,773 A	6/1998	Clements		D477,187 S	* 7/2003	McCallister et al. D7/545
D405,561 S	2/1999	Willinger et al.		D480,604 S	* 10/2003	Lillelund et al. D7/543
D408,686 S	* 4/1999	Lillelund et al. D7/554.2	D487,214 S	* 3/2004	Rutter et al. D7/543
D417,584 S	12/1999	Lillelund et al.		D487,669 S	* 3/2004	Rutter et al. D7/554.2
D420,856 S	2/2000	Yeo et al.					

* cited by examiner

FIG. 1

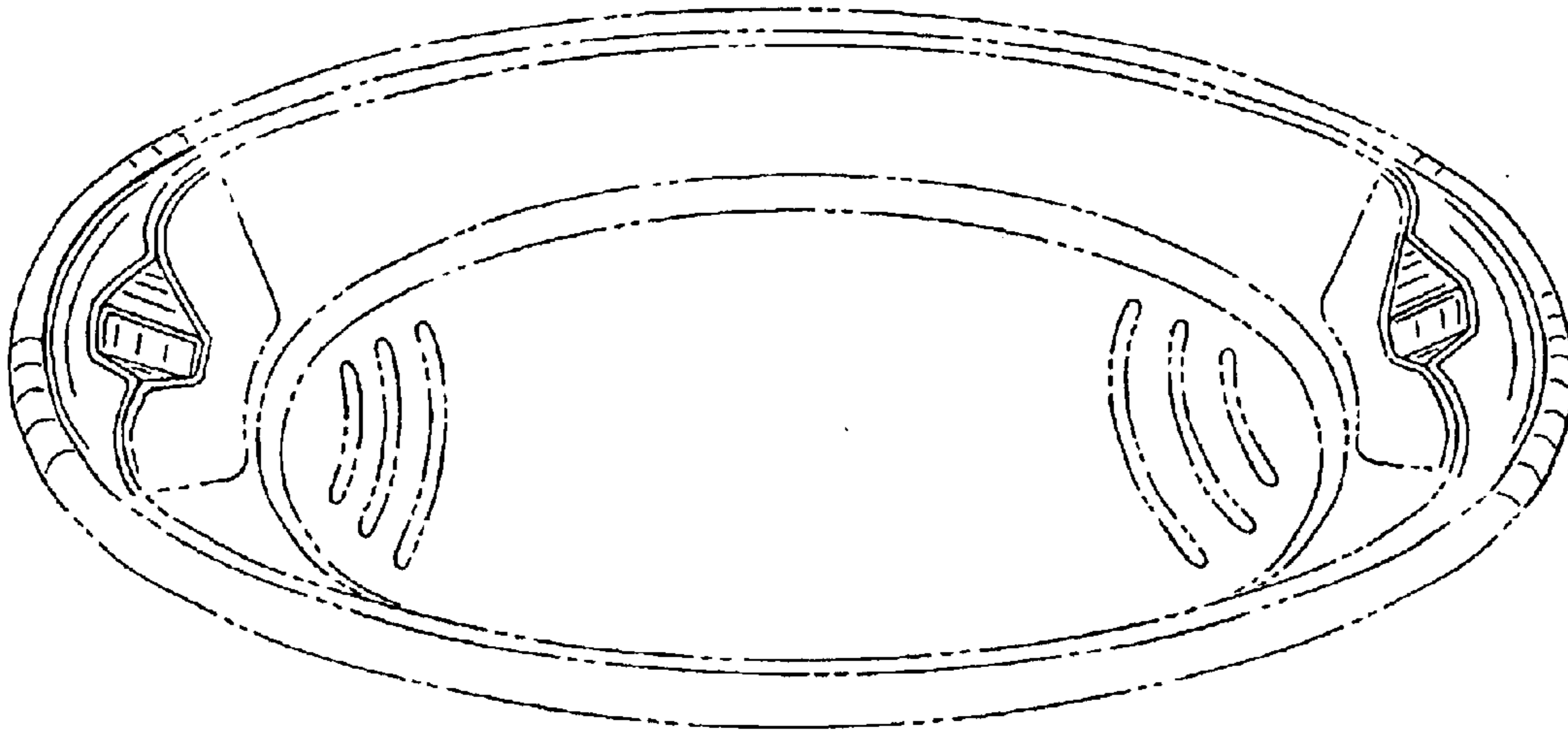


FIG. 2




FIG. 3




FIG. 4

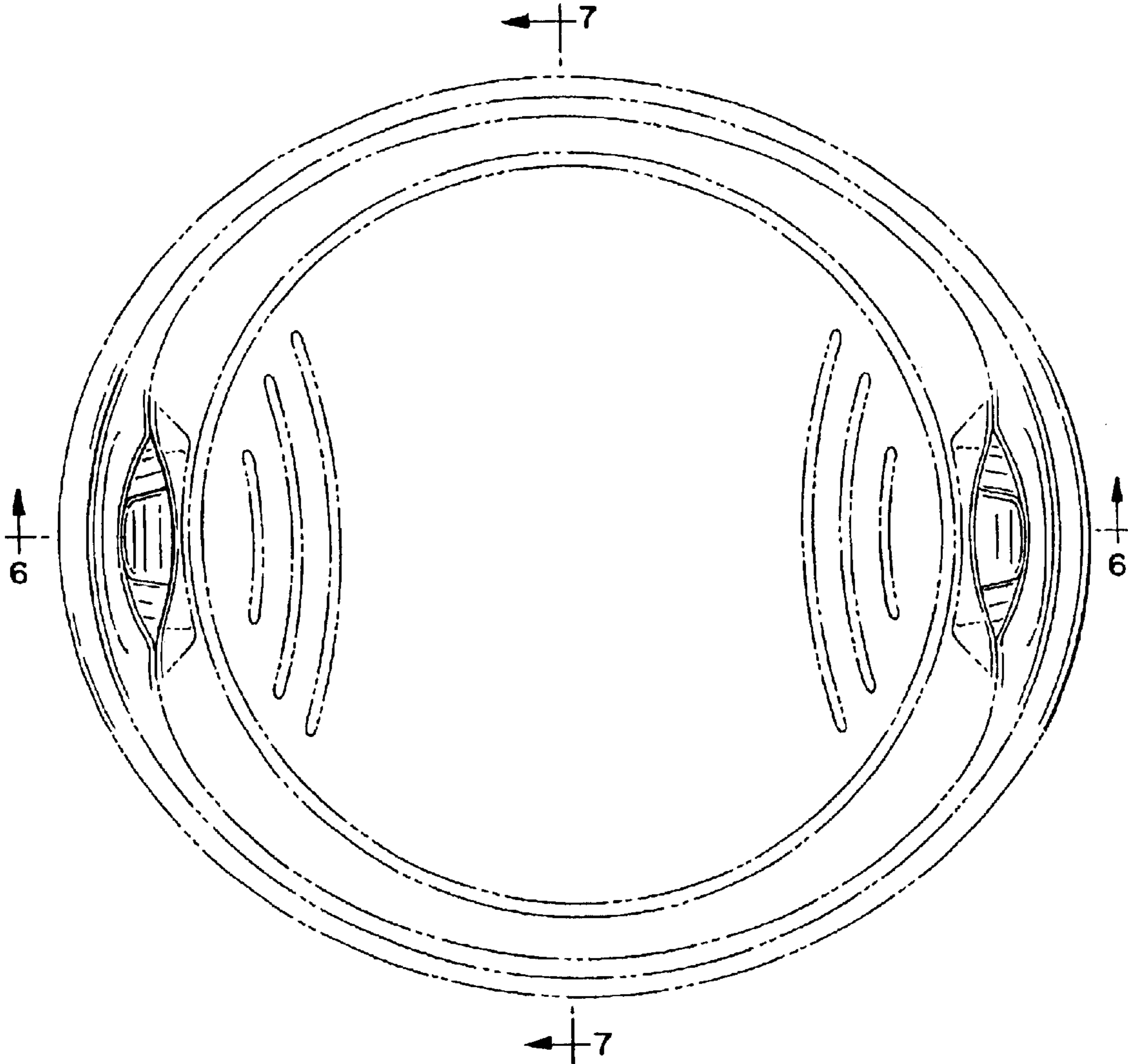


FIG. 5

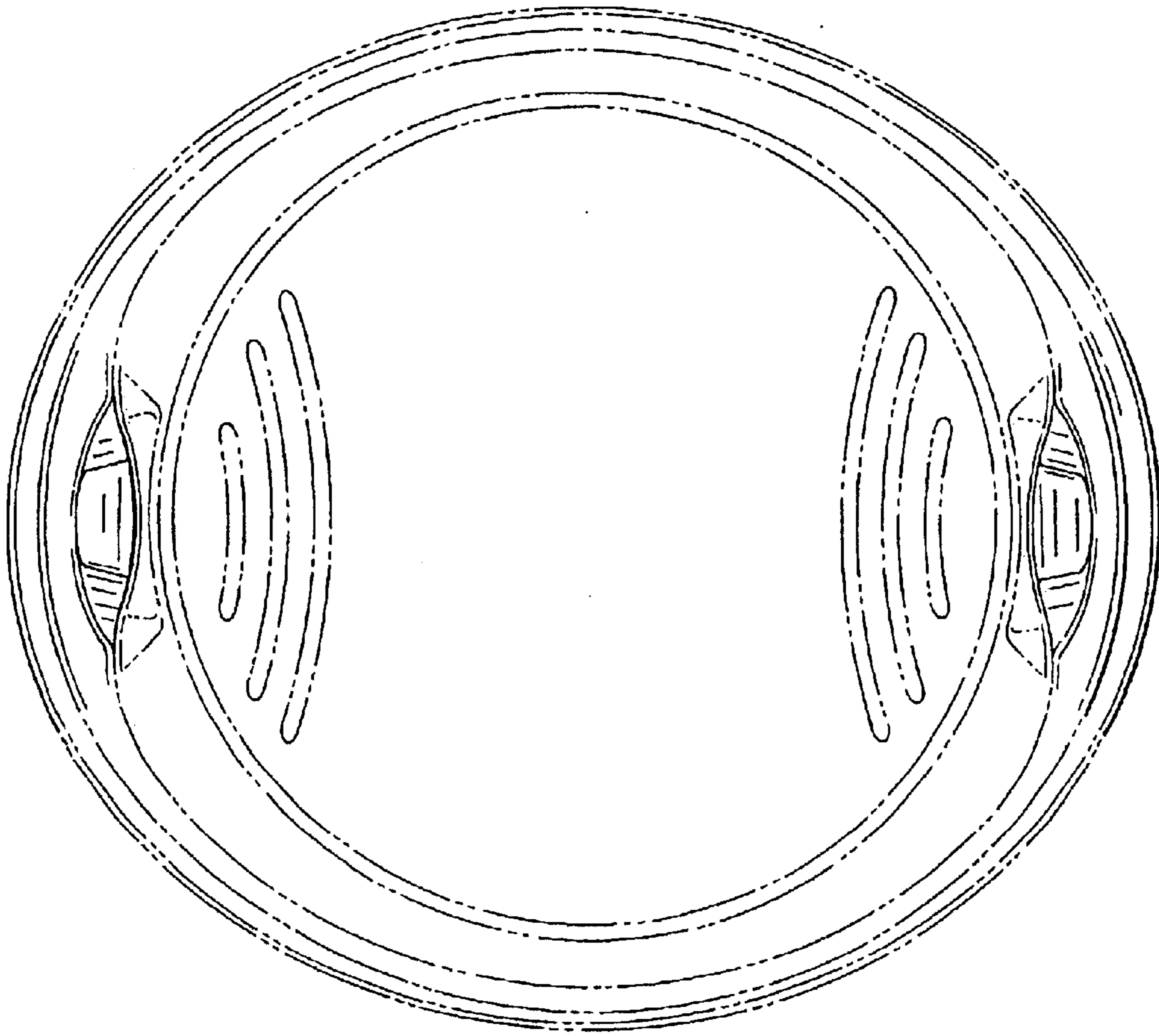


FIG. 6




FIG. 7

