

US00D496821S1

(12) **United States Design Patent**
Pai

(10) **Patent No.:** **US D496,821 S**

(45) **Date of Patent:** **** Oct. 5, 2004**

(54) **BARBECUE GRILL**

(76) **Inventor:** **Jui-Yen Pai**, No. 617, Sec. 4, Chung Hua Rd., Hsin Chu City (TW)

(**) **Term:** **14 Years**

(21) **Appl. No.:** **29/192,026**

(22) **Filed:** **Oct. 17, 2003**

(51) **LOC (7) Cl.** **07-02**

(52) **U.S. Cl.** **D7/334**

(58) **Field of Search** D7/332-337, 402-405, D7/350.1, 350.4; 126/25 R, 41 R, 37 R, 38, 50, 9 R, 9 B; D21/540; D29/106; D22/104

(56) **References Cited**

U.S. PATENT DOCUMENTS

D351,308 S	*	10/1994	Pai	D7/334
D395,785 S	*	7/1998	Lin	D7/332
D414,374 S	*	9/1999	Ting	D7/334
D456,664 S	*	5/2002	Chou	D7/334
D468,576 S	*	1/2003	Shen	D7/334

D471,396 S	*	3/2003	Chiang	D7/334
D478,245 S	*	8/2003	Zhu	D7/332
D482,561 S	*	11/2003	Yeh	D7/332
D485,116 S	*	1/2004	Kwok	D7/334

* cited by examiner

Primary Examiner—Ruth McInroy

(74) *Attorney, Agent, or Firm*—Dellett & Walters

(57) **CLAIM**

The ornamental design for a barbecue grill, as shown.

DESCRIPTION

FIG. 1 is a perspective view of a barbecue grill, showing my new design;

FIG. 2 is a front elevational view thereof;

FIG. 3 is a rear elevational view thereof;


FIG. 4 is a left elevational view thereof;

FIG. 5 is a right elevational view thereof;

FIG. 6 is top plan view thereof; and,

FIG. 7 is a bottom plan view thereof.

1 Claim, 7 Drawing Sheets






FIG. 1

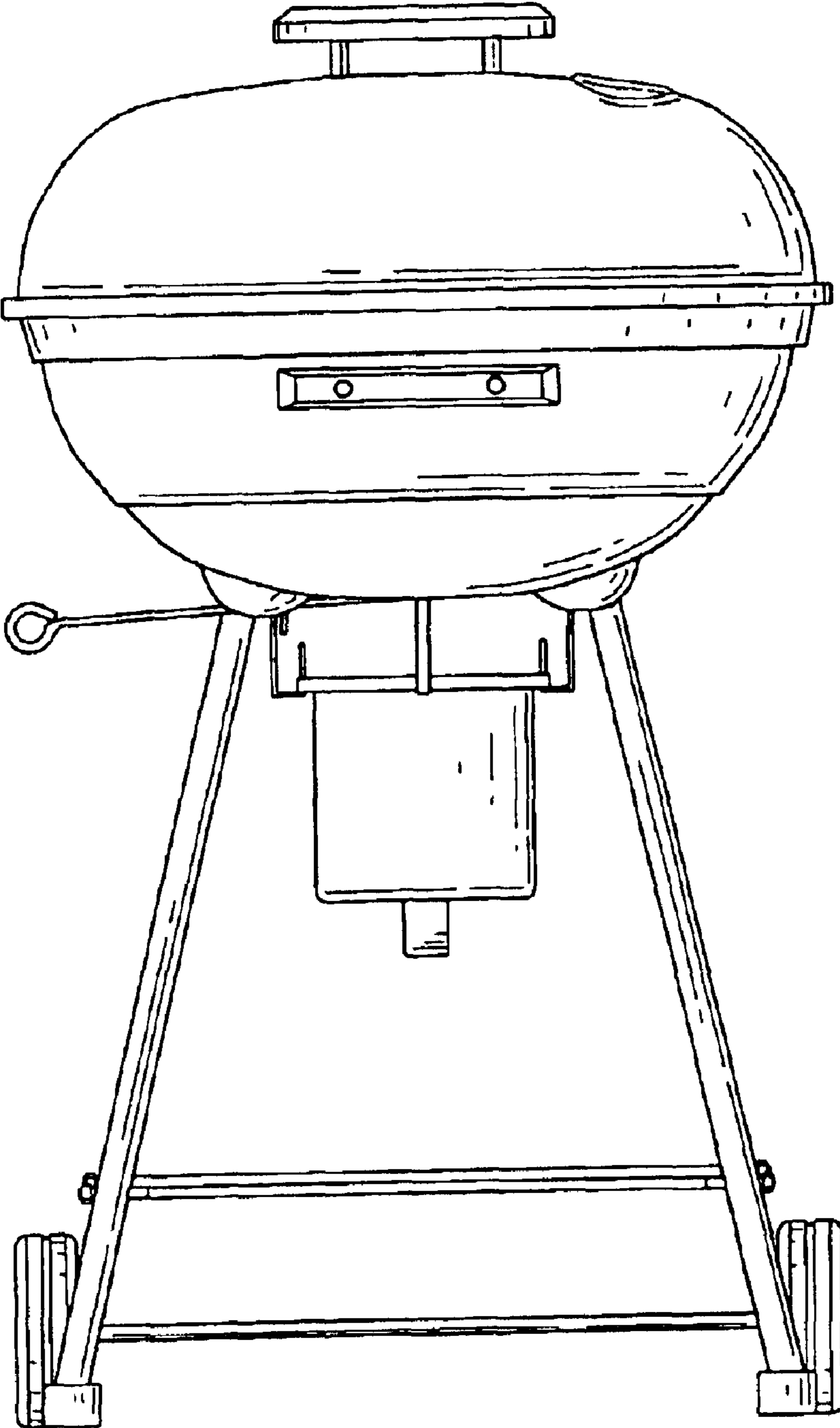


FIG. 2

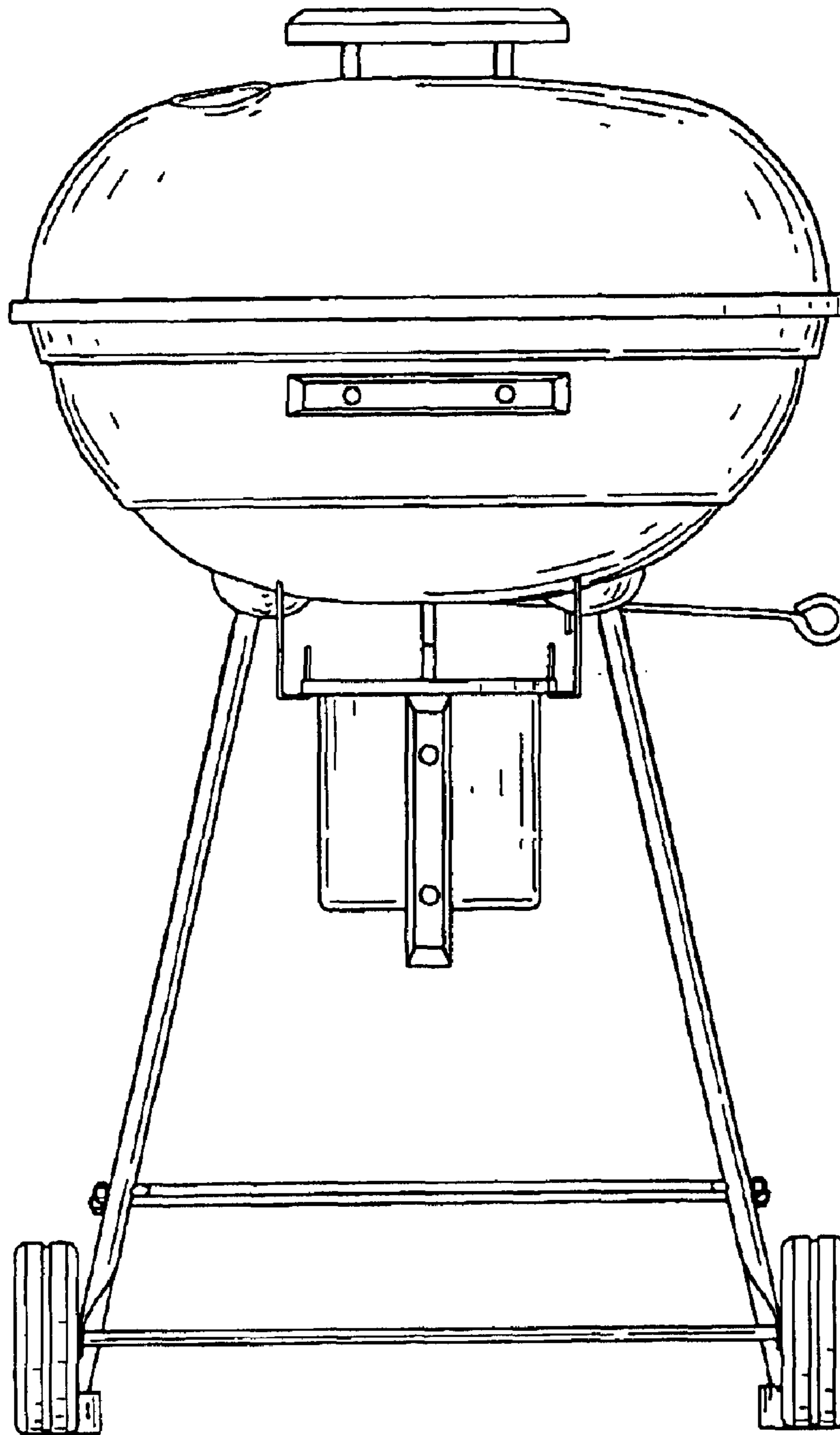


FIG. 3

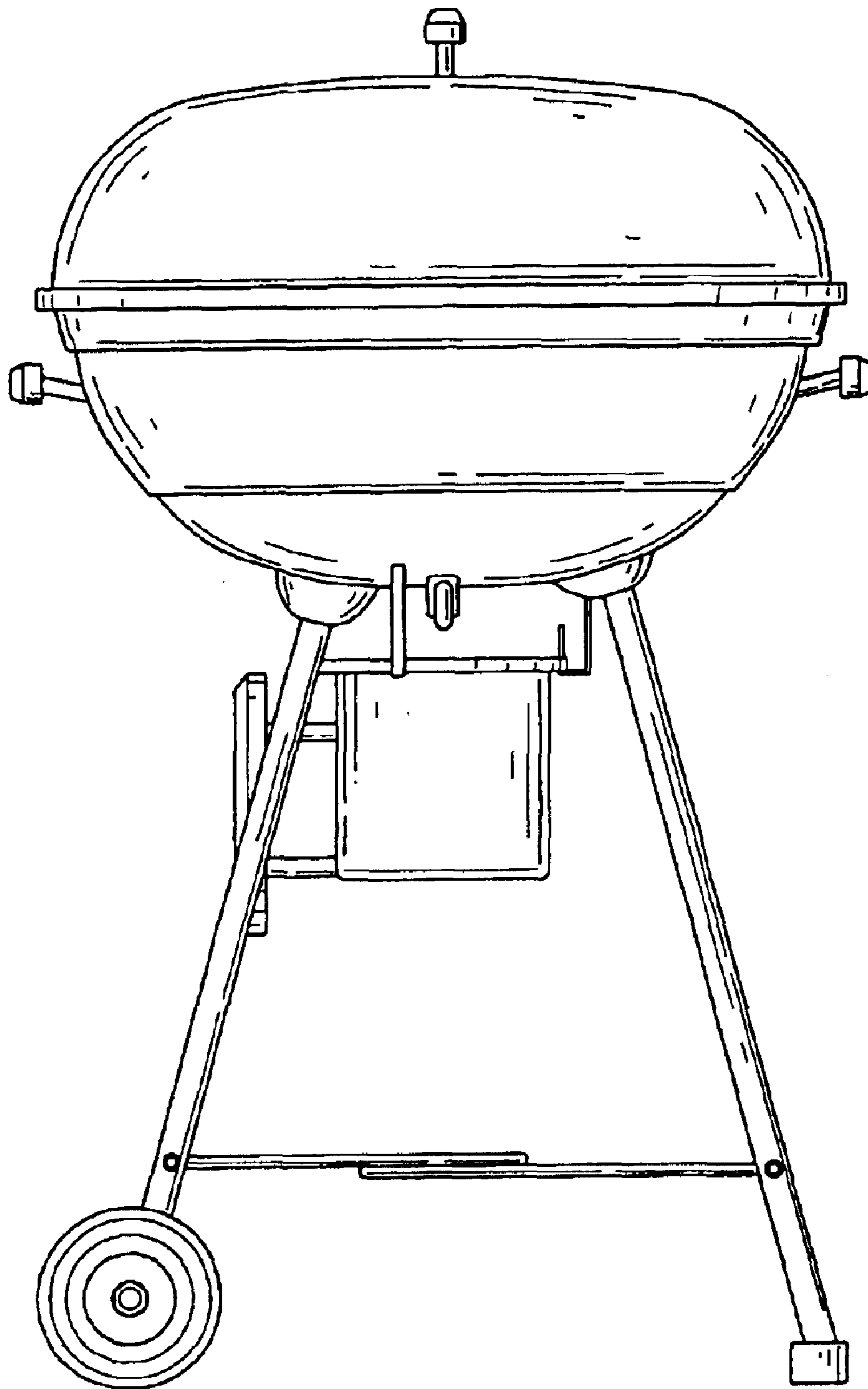


FIG. 4




FIG. 5




FIG. 6




FIG. 7