

US00D496801S1

(12) **United States Design Patent**
Vanderminden, Sr.

(10) **Patent No.: US D496,801 S**

(45) **Date of Patent: ** Oct. 5, 2004**

(54) **OUTDOOR LOUNGE**

D481,210 S * 10/2003 Chipman D6/349

(75) **Inventor: Robert D. Vanderminden, Sr.,**
Granville, NY (US)

* cited by examiner

(73) **Assignee: Telescope Casual Furniture, Inc.,**
Granville, NY (US)

Primary Examiner—Janice Seeger

(74) *Attorney, Agent, or Firm*—Francis C. Hand; Carella,
Byrne, Bain et al

(**) **Term: 14 Years**

(57) **CLAIM**

The ornamental design of an outdoor lounge, as shown and described.

(21) **Appl. No.: 29/185,192**

(22) **Filed: Jun. 24, 2003**

DESCRIPTION

(51) **LOC (7) Cl. 06-01**

(52) **U.S. Cl. D6/349**

(58) **Field of Search** D6/349–353, 336,
D6/355, 480, 484; 297/461, 462, 181, 423.1,
423.39, 423.41

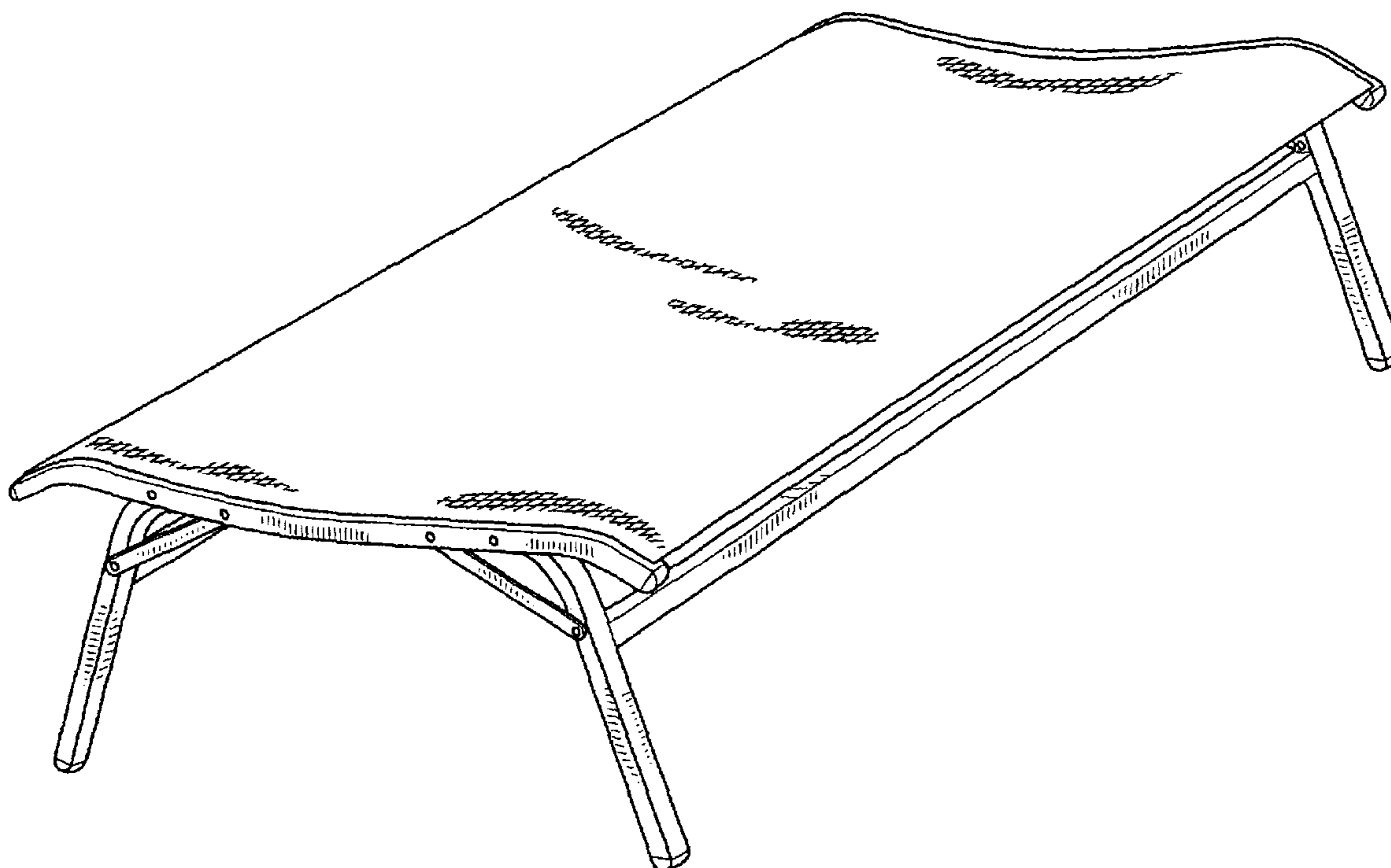
FIG. 1 illustrates a perspective front view of an outdoor lounge in accordance with the invention;
FIG. 2 illustrates a right side view of the outdoor lounge of FIG. 1, the left side view of which is identical;
FIG. 3 illustrates a front view of the outdoor lounge of FIG. 1, the back view of which is identical;
FIG. 4 illustrates a top view of the outdoor lounge of FIG. 1; and,
FIG. 5 illustrates a bottom view of the outdoor lounge of FIG. 2.

(56) **References Cited**

U.S. PATENT DOCUMENTS

- D214,042 S * 5/1969 Henebry D6/381
- D287,316 S * 12/1986 Vanderminden D6/349
- D357,375 S * 4/1995 Noll D6/484

1 Claim, 3 Drawing Sheets



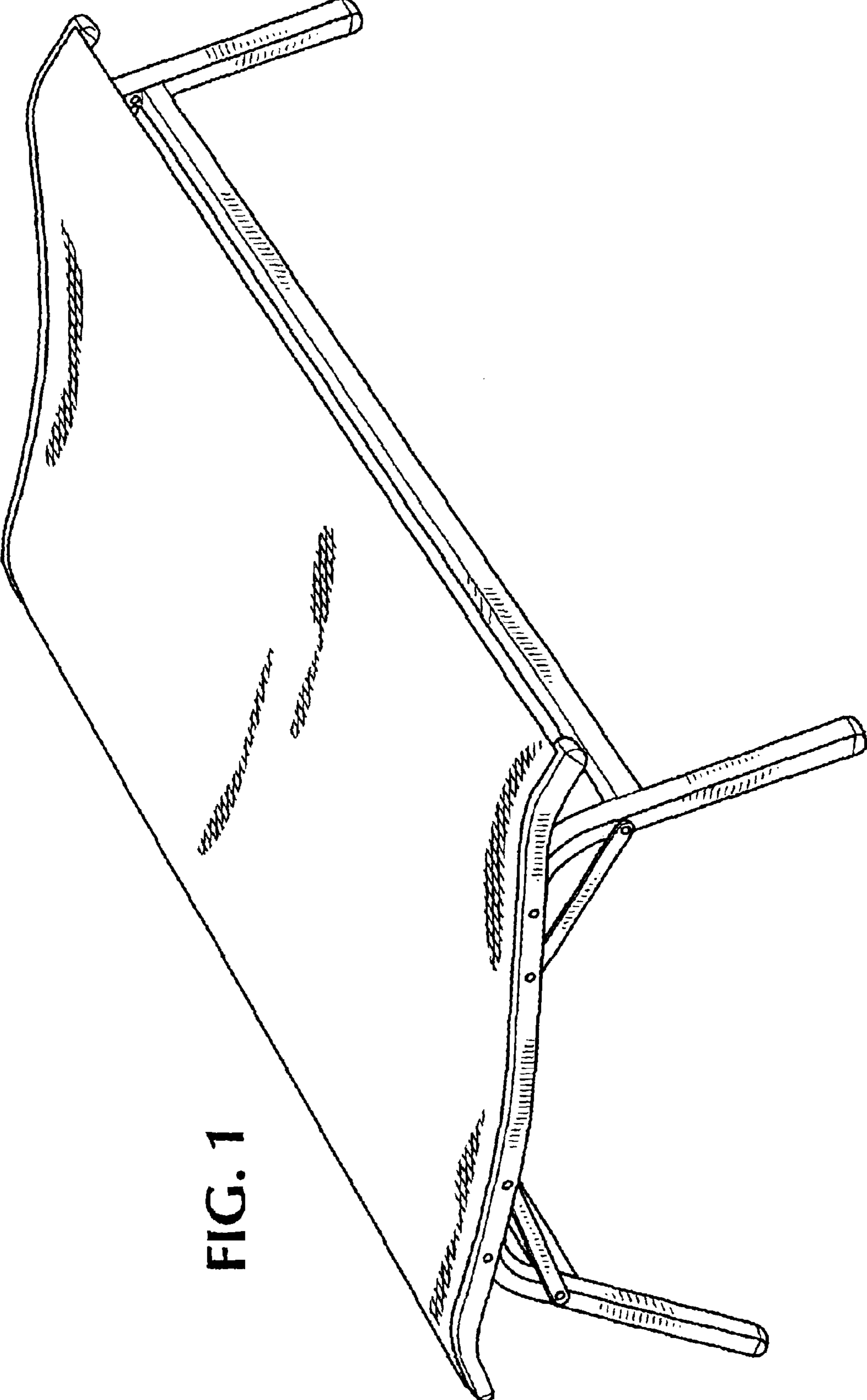


FIG. 1

FIG. 2

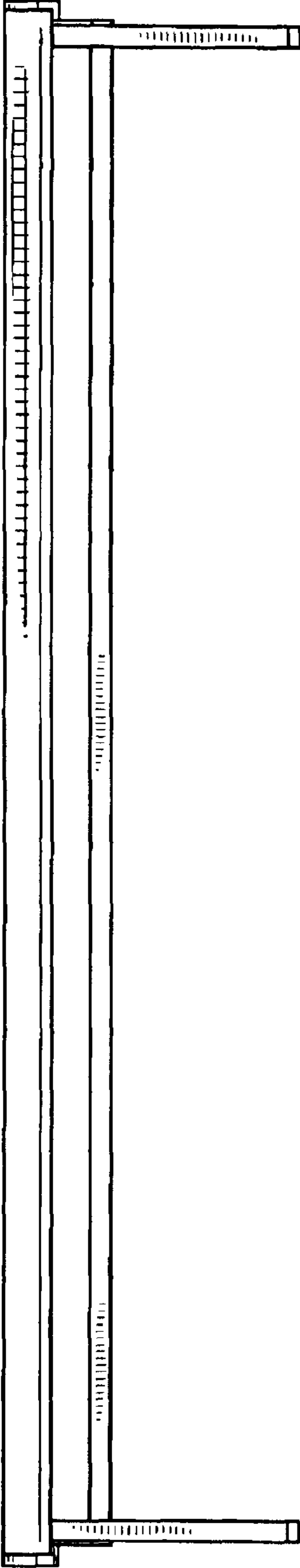


FIG. 3




FIG. 4

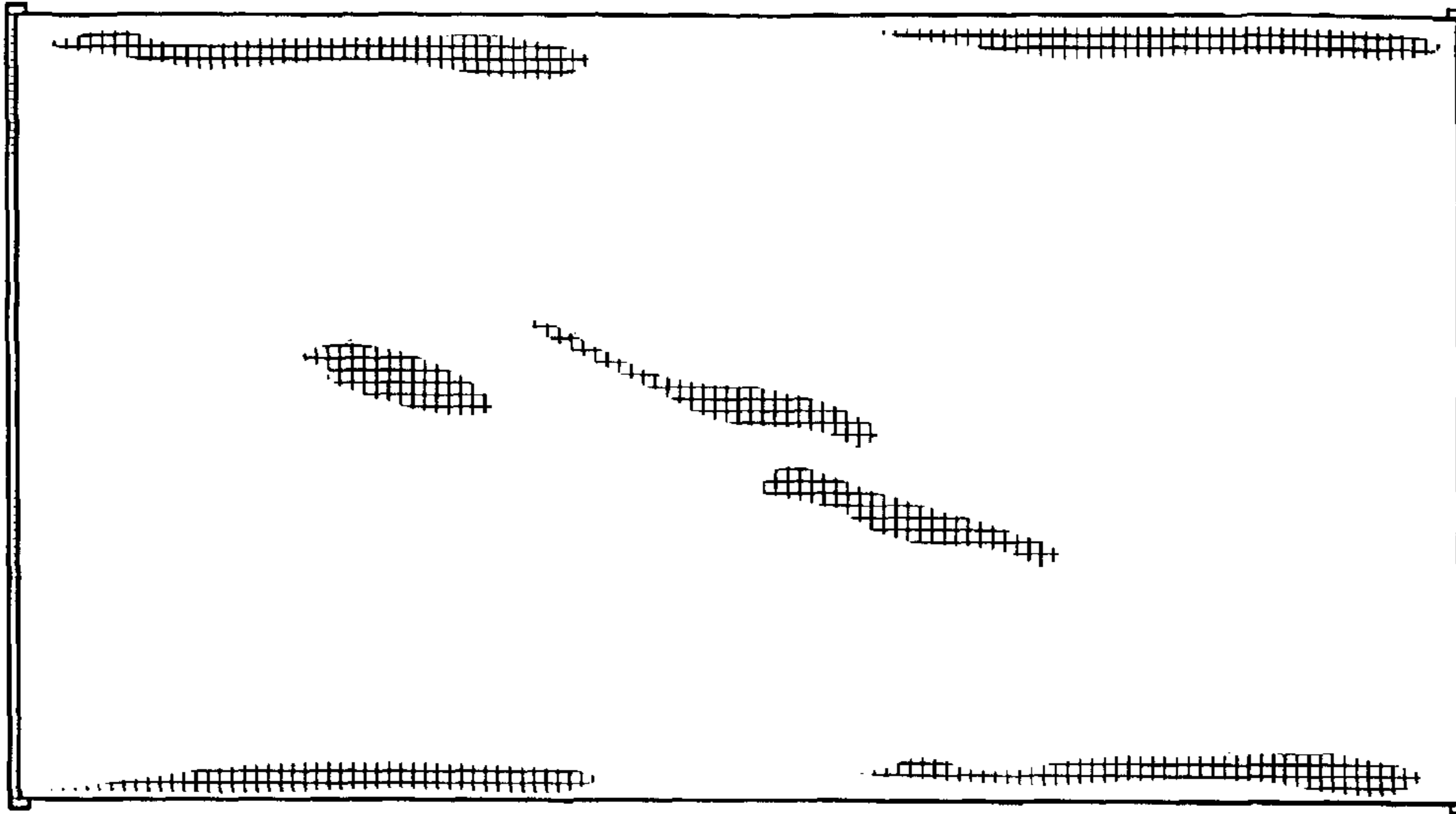


FIG. 5

