

US00D496797S1

(12) **United States Design Patent** (10) **Patent No.:** **US D496,797 S**  
**Boerschinger et al.** (45) **Date of Patent:** **\*\* Oct. 5, 2004**

(54) **SURFACE PATTERN FOR A PAPER TOWEL**

(75) Inventors: **Tammi Lee Boerschinger**, Pulaski, WI (US); **Karen Jorgensen**, Green Bay, WI (US)

(73) Assignee: **Potlatch Corporation**, Spokane, WA (US)

(\*\*) Term: **14 Years**

(21) Appl. No.: **29/193,006**

(22) Filed: **Oct. 30, 2003**

(51) **LOC (7) Cl.** ..... **05-06**

(52) **U.S. Cl.** ..... **D5/57; D5/37**

(58) **Field of Search** ..... 428/17, 18, 151, 428/154, 156, 171, 187, 198, 199, 904.4, 542.2, 919, 542.6; D24/124, 125; D25/142, 152; 5/413 AM, 709; D7/396.4, 396.5; 162/134, 140, 231; 156/148, 209; D5/1-3, 6-8, 11, 15-16, 19, 20, 23-26, 28, 32, 35-37, 39, 40, 43, 45, 47, 49, 50, 52-64, 66, 99; D2/749, 994; D6/582, 583, 595, 596, 598, 603-606, 608, 613, 616, 617, 619, 622

(56) **References Cited**

**U.S. PATENT DOCUMENTS**

D46,215 S \* 8/1914 Humphreys ..... D5/59  
D78,199 S \* 4/1929 Erhard ..... D5/59

D125,682 S \* 3/1941 Dewsbury ..... D5/59  
D381,811 S \* 8/1997 du Grosriez ..... D5/53  
D395,955 S \* 7/1998 du Grosriez ..... D5/57  
D416,393 S \* 11/1999 Enderby et al. .... D5/53  
D419,782 S \* 2/2000 Saito et al. .... D5/57  
D425,354 S \* 5/2000 Rogers et al. .... D5/53  
D427,472 S \* 7/2000 Rogers et al. .... D5/53  
D428,707 S \* 8/2000 Jahner et al. .... D5/53  
D440,773 S \* 4/2001 Rogers et al. .... D5/57  
D442,786 S \* 5/2001 Enderby et al. .... D5/57  
6,235,373 B1 \* 5/2001 Graff ..... 428/154  
D443,146 S \* 6/2001 Enderby et al. .... D5/57  
6,245,414 B1 \* 6/2001 Biagiotti ..... 428/154  
6,261,666 B1 \* 7/2001 Enderby et al. .... 428/154  
D465,093 S \* 11/2002 Jahner et al. .... D5/53

\* cited by examiner

*Primary Examiner*—James Gandy  
*Assistant Examiner*—T. Chase Nelson  
(74) *Attorney, Agent, or Firm*—Wells St. John P.S.


(57) **CLAIM**


The ornamental design for a surface pattern for a paper towel, as shown.

**DESCRIPTION**


FIG. 1 is a plan view of one side of a surface pattern for a paper towel; and,  
FIG. 2 is a second plan view showing the surface pattern for a paper towel from a position opposite to that shown in FIG. 1.

**1 Claim, 2 Drawing Sheets**





|| π || ||



*Illegible stylized text or logo, possibly a signature or brand mark.*