

US00D496792S1

(12) **United States Design Patent** (10) **Patent No.:** **US D496,792 S**
Crites (45) **Date of Patent:** **** Oct. 5, 2004**

(54) **WINDOWED PROTECTIVE COVER**

(75) Inventor: **Rosemary A. Crites**, Milwaukie, OR (US)

(73) Assignee: **Products of Excellence LLC**, Milwaukie, OR (US)

(**) Term: **14 Years**

(21) Appl. No.: **29/187,532**

(22) Filed: **Aug. 1, 2003**

(51) **LOC (7) Cl.** **03-01**

(52) **U.S. Cl.** **D3/299; D3/278**

(58) **Field of Search** D3/273, 278, 290,
D3/299, 243; 150/118, 154; 190/100; 206/278;
383/42

(56) **References Cited**

U.S. PATENT DOCUMENTS

3,811,543	A	*	5/1974	Parrochia	206/279
D333,913	S	*	3/1993	Tuman	D3/285
D347,730	S	*	6/1994	McAllister	D3/290
D352,166	S	*	11/1994	Caligiuri	D3/243
D368,095	S	*	3/1996	McCallister, III	D14/218
D380,295	S	*	7/1997	Morris	D3/243
D407,432	S	*	3/1999	Tell	D19/26
D425,303	S	*	5/2000	Klonowski	D3/303
D453,994	S	*	3/2002	Meissner	D3/273

OTHER PUBLICATIONS

Garment Bags & Racks, <http://dancecheer.net/dirgarment-bags.html>, at least as early as Aug. 1, 2003, 6 pages.

24-Pocket Clear Over-the-Door Shoe Organizer, <http://www.slmn.org/products/product.php?asin=B000063SKH>, at least as early as Aug. 1, 2003, 2 pages.

Clear Vinyl Sweater Bag, <http://shop.store.yahoo.com/organizes-it/clearvinswea.html>, at least as early as Aug. 1, 2003, 1 page.

Clear Vinyl Sweater Bag, <http://thestoragestore.com/clearvinswea.html>, at least as early as Aug. 1, 2003, 2 pages.

* cited by examiner

Primary Examiner—Philip S. Hyder

(74) *Attorney, Agent, or Firm*—Law Office of Karen Dana Oster, LLC

(57) **CLAIM**

The ornamental design for a windowed protective cover, as shown and described.

DESCRIPTION

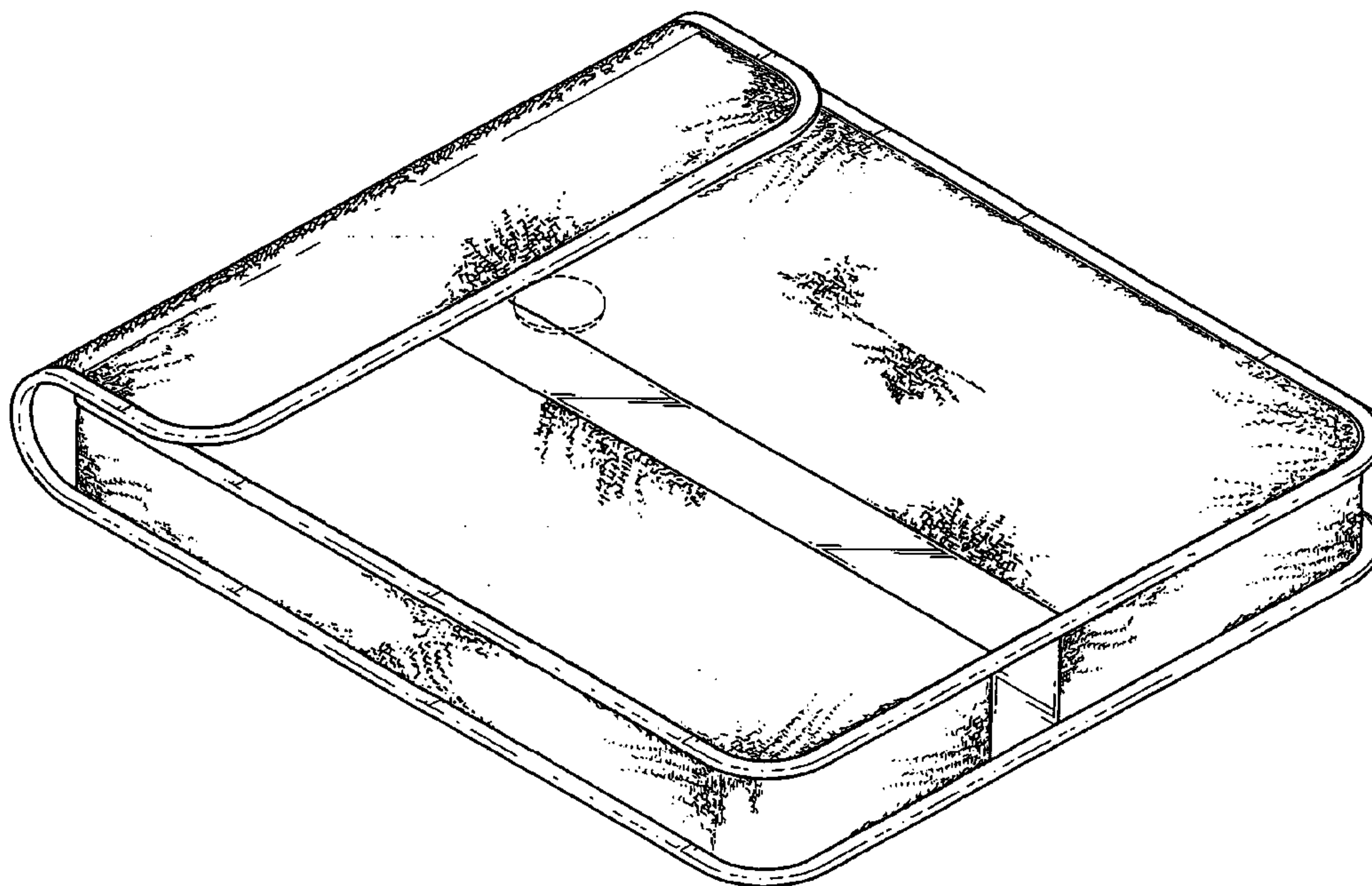
FIG. 1 is an isometric view of a windowed protective cover of the present invention, wherein the broken line depiction of the fastener is included for illustrative purposes and forms no part of the claimed design.

FIG. 2 is a front view of the windowed protective cover, wherein the broken line depiction of the fastener is included for illustrative purposes and forms no part of the claimed design.

FIG. 3 is a bottom view of the windowed protective cover. FIG. 4 is a top view of the windowed protective cover; and, FIG. 5 is a side view of the windowed protective cover, wherein the broken line depiction of the fastener is included for illustrative purposes and forms no part of the claimed design, each of the side images being a mirror image thereof.

The back surface of the windowed protective cover forms no part of the claimed design.

1 Claim, 3 Drawing Sheets



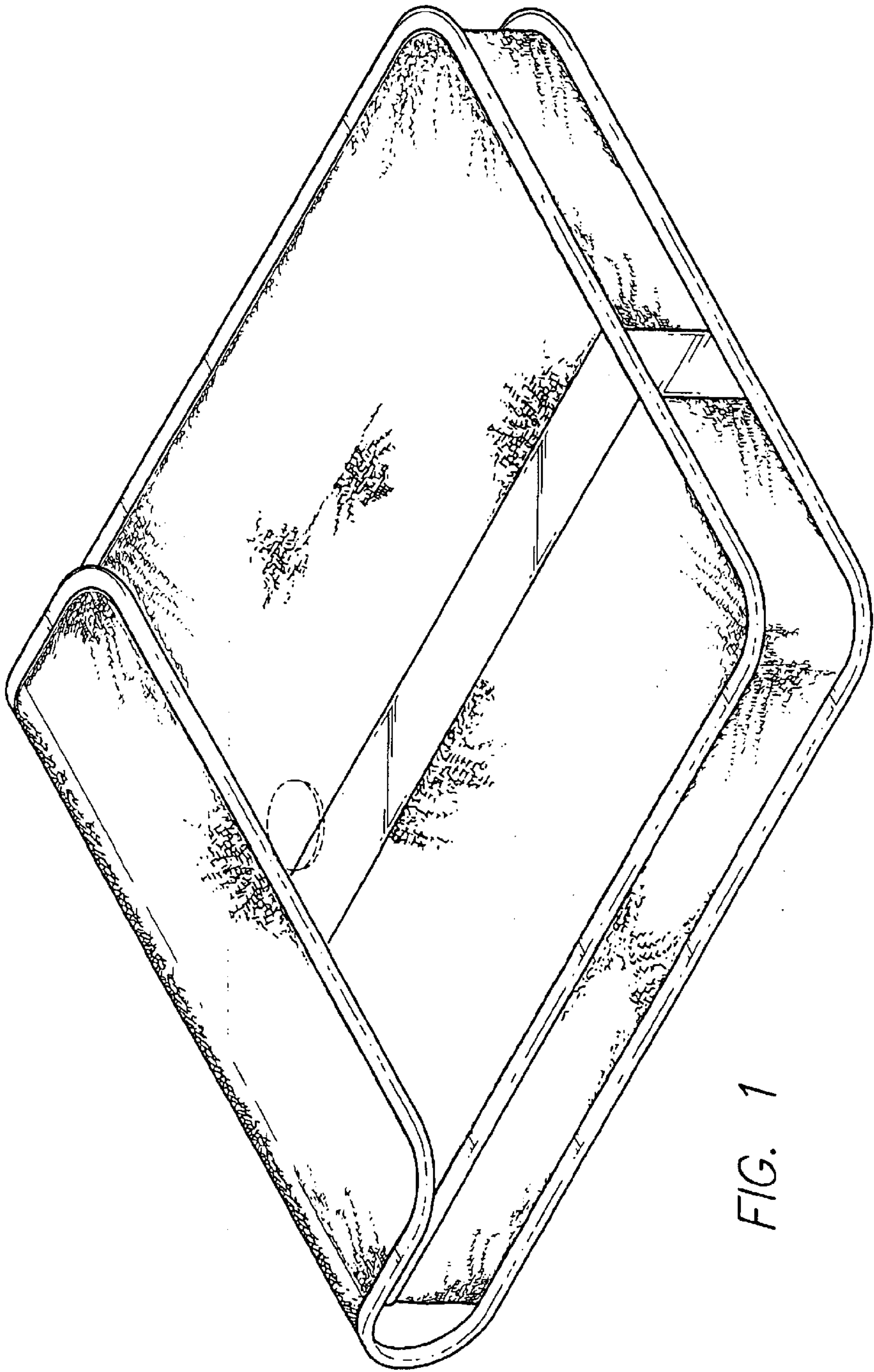


FIG. 1

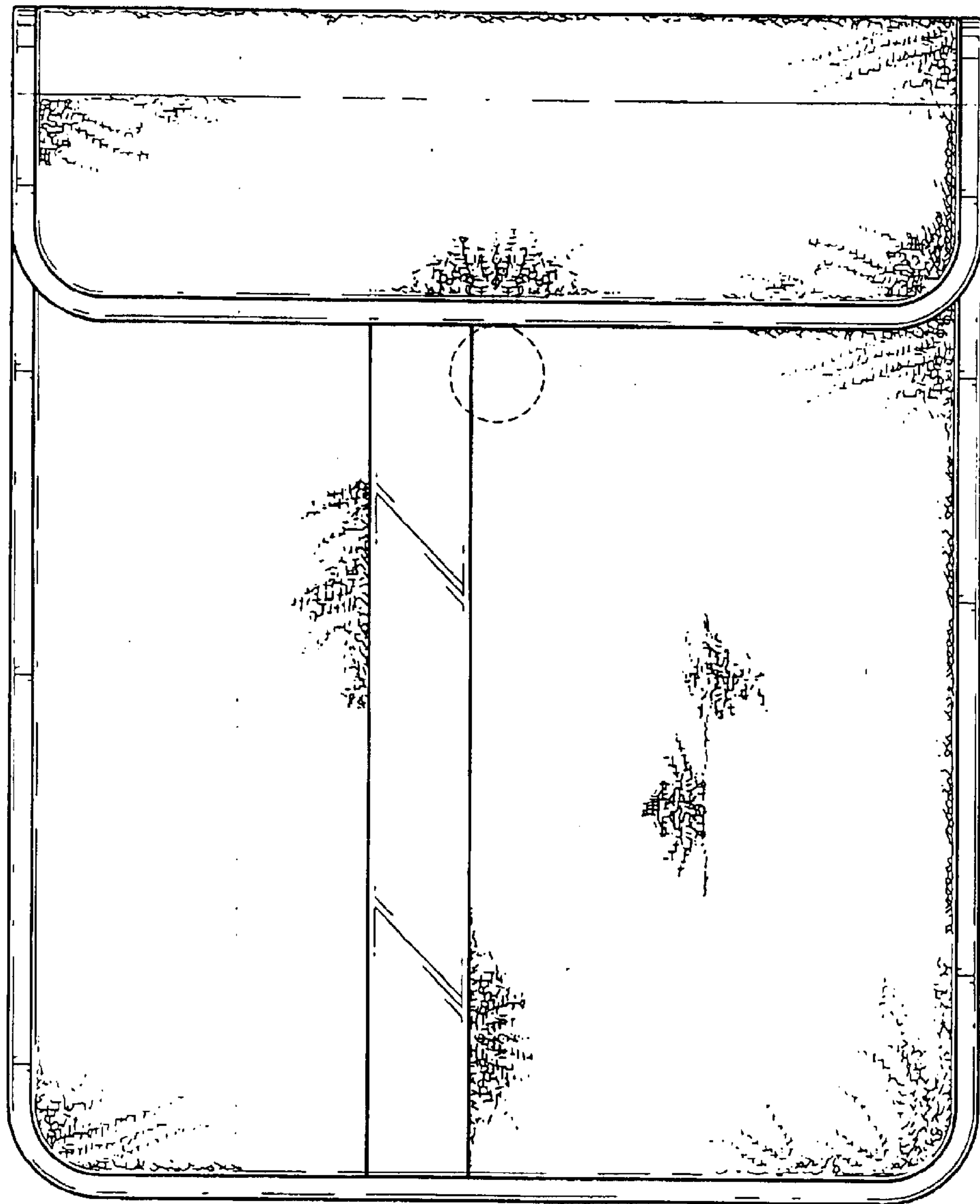


FIG. 2

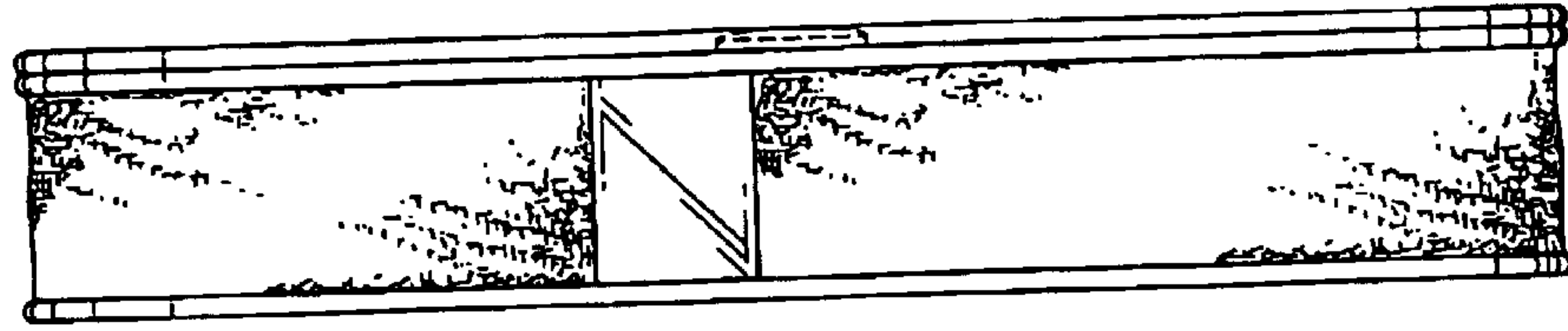


FIG. 3




FIG. 4




FIG. 5