

US00D496789S1

(12) **United States Design Patent**
Mouton

(10) **Patent No.:** **US D496,789 S**

(45) **Date of Patent:** **** Oct. 5, 2004**

(54) **HANDBAG**

(76) **Inventor:** **Onezieme R. Mouton**, 401 Peden,
Houston, TX (US) 77006

(**) **Term:** **14 Years**

(21) **Appl. No.:** **29/199,679**

(22) **Filed:** **Feb. 18, 2004**

(51) **LOC (7) Cl.** **03-01**

(52) **U.S. Cl.** **D3/243**

(58) **Field of Search** D3/232, 233, 234,
D3/238, 240, 241, 243, 245, 246, 303;
D9/305; 150/100, 106, 107, 110, 111, 112,
118, 127, 128, 129, 900; 190/100, 103,
106, 107, 108, 113, 115, 119, 121, 124,
126, 900, 901, 902, 903; 383/4, 6, 11, 12,
21, 22, 23, 31, 42, 78, 79, 84, 93, 97, 98,
99, 104, 105, 117, 907

(56) **References Cited**

U.S. PATENT DOCUMENTS

D98,643 S * 2/1936 Byron D3/233
D105,021 S * 6/1937 Landis D3/243

D132,543 S * 5/1942 Seltzer D3/245
4,022,261 A * 5/1977 Russell D3/233
D351,062 S * 10/1994 Shapland et al. D3/233
D430,971 S * 9/2000 Harvey et al. D3/245

* cited by examiner

Primary Examiner—Louis S. Zarfaz

Assistant Examiner—Monica A. Weingart

(74) *Attorney, Agent, or Firm*—John R. Casperson

(57) **CLAIM**

The ornamental design for a handbag, as shown and described.

DESCRIPTION

FIG. 1 is a front perspective view of a handbag showing my new design;

FIG. 2 is a front elevational view thereof;

FIG. 3 is a rear elevational view thereof;


FIG. 4 is a top plan view thereof;

FIG. 5 is a bottom plan view thereof;

FIG. 6 is a left side elevational view thereof; and,

FIG. 7 is a right side elevational view thereof.

1 Claim, 5 Drawing Sheets






FIG. 1




FIG.2




FIG.3

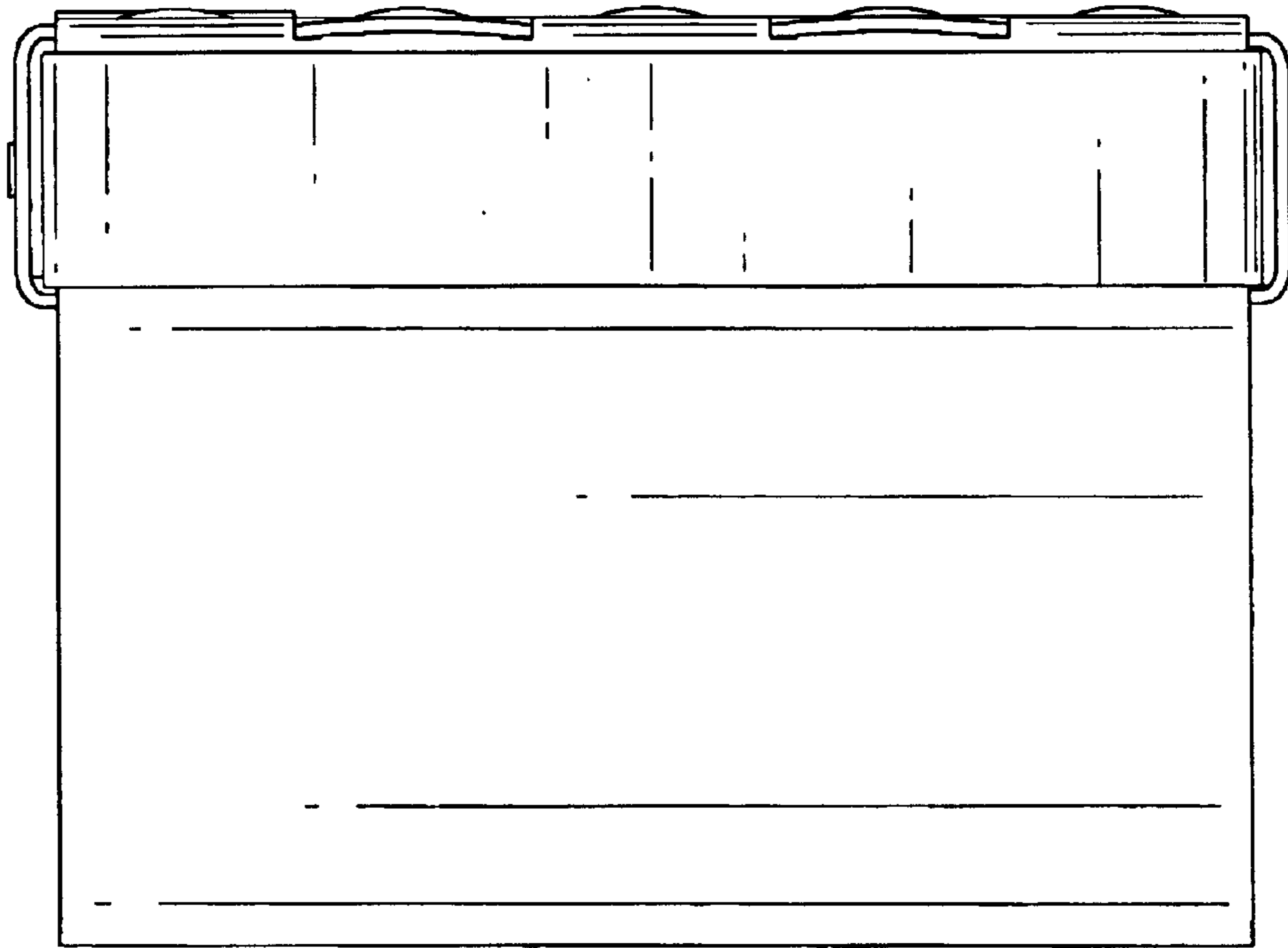



FIG. 4

FIG. 5



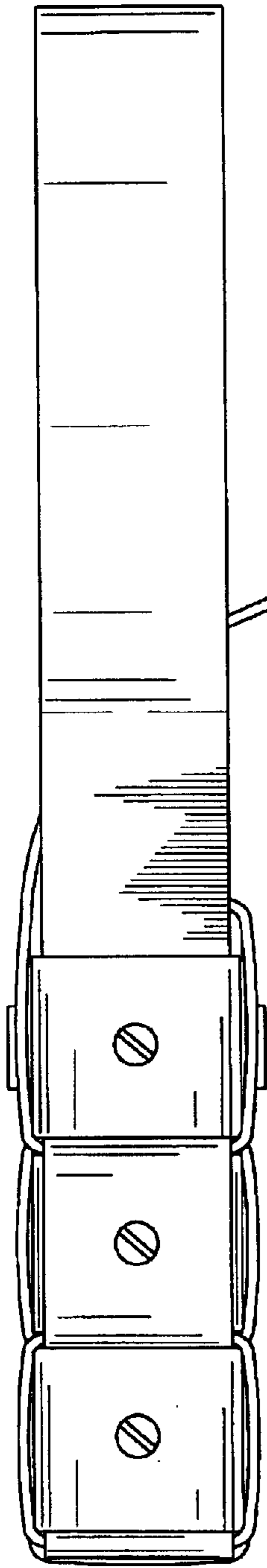


FIG. 6

FIG. 7

