

US00D496784S1

(12) **United States Design Patent**  
**Mandel**

(10) **Patent No.:** **US D496,784 S**  
(45) **Date of Patent:** **\*\* Oct. 5, 2004**

(54) **SMELLING SALT DISPENSER**

(75) Inventor: **Logan Flash Mandel**, Los Angeles, CA (US)

(73) Assignee: **GMPC**, Santa Monica, CA (US)

(\*\*) Term: **14 Years**

(21) Appl. No.: **29/193,311**

(22) Filed: **Nov. 6, 2003**

(51) **LOC (7) Cl.** ..... **03-01**

(52) **U.S. Cl.** ..... **D3/203**

(58) **Field of Search** ..... D3/203, 201, 205;  
206/534, 531, 539, 459.1; D9/341, 34;  
D22/125

(56) **References Cited**

**U.S. PATENT DOCUMENTS**

D441,951 S	*	5/2001	Cheng	.....	D3/203
D447,533 S	*	9/2001	Cox	.....	D22/125
D448,153 S	*	9/2001	Schoenfeld	.....	D3/201
D480,864 S	*	10/2003	Sayers et al.	.....	D3/203

\* cited by examiner

*Primary Examiner*—Catherine R. Oliver  
(74) *Attorney, Agent, or Firm*—Christie, Parker & Hale, LLP

(57) **CLAIM**

The ornamental design for smelling salt dispenser, as shown and described.

**DESCRIPTION**

FIG. 1 is front left perspective view of the smelling salt dispenser of the invention.

FIG. 2 is a front view of the smelling salt dispenser of FIG. 1.

FIG. 3 is a top view of the smelling salt dispenser of FIG. 1.

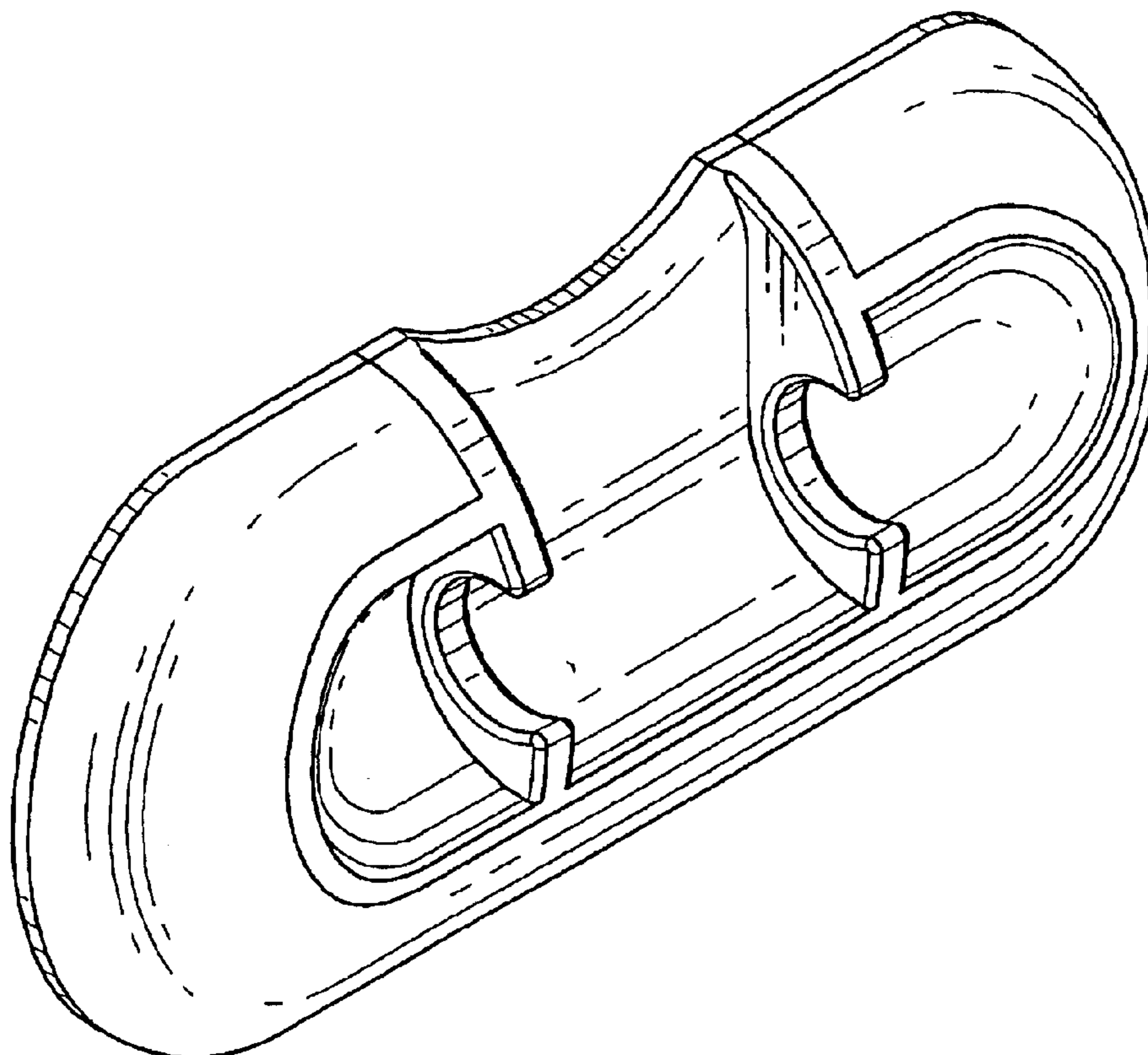
FIG. 4 is a left side view of the smelling salt dispenser of FIG. 1.

FIG. 5 is a bottom view of the smelling salt dispenser of FIG. 1; and,

FIG. 6 is a rear view of the smelling salt dispenser of FIG. 1.

The right side view of the smelling salt dispenser of FIG. 1 (not shown) is a mirror image of the left side view shown in FIG. 4.

**1 Claim, 3 Drawing Sheets**



*FIG. 1*

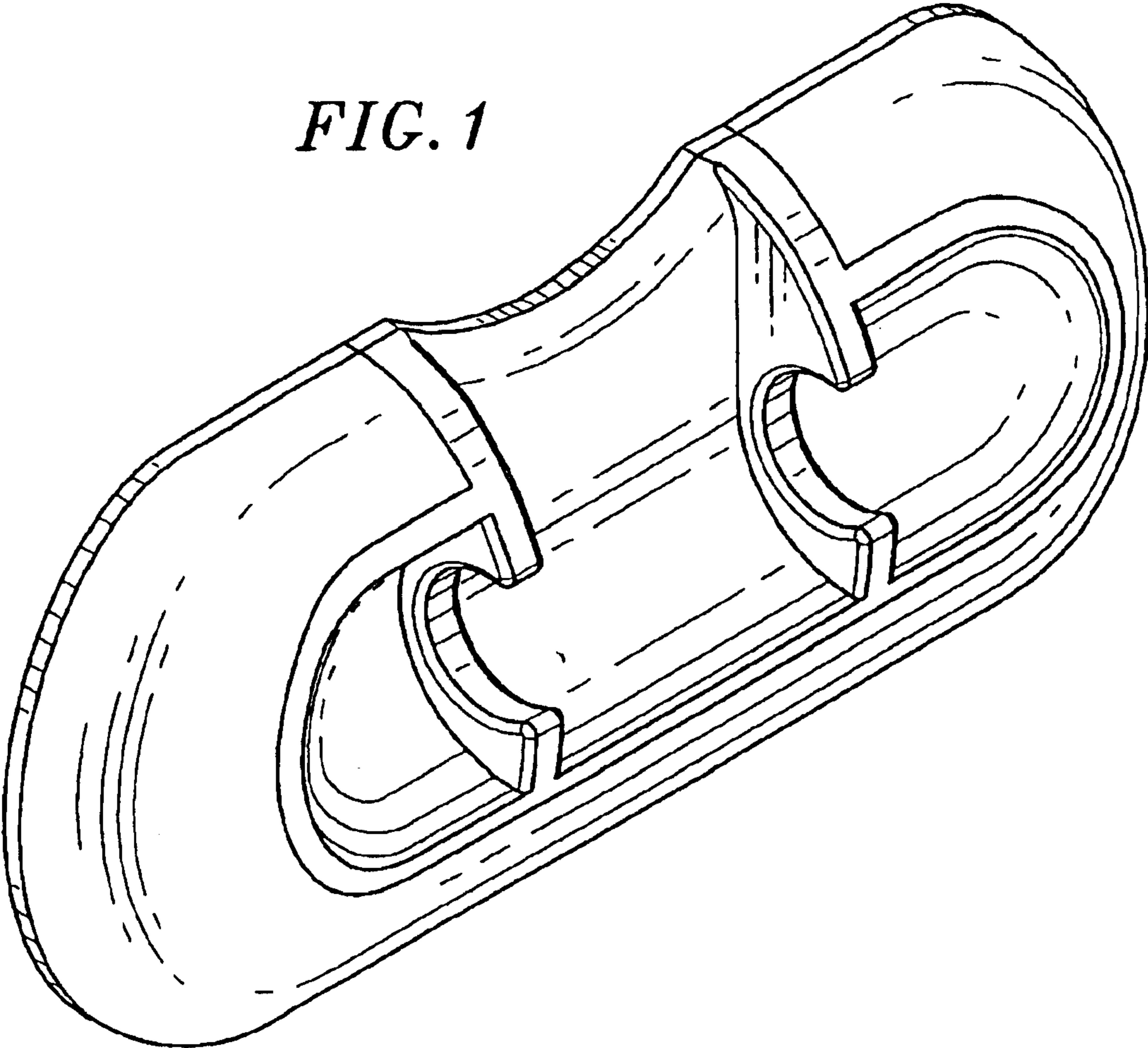


FIG. 3




FIG. 4

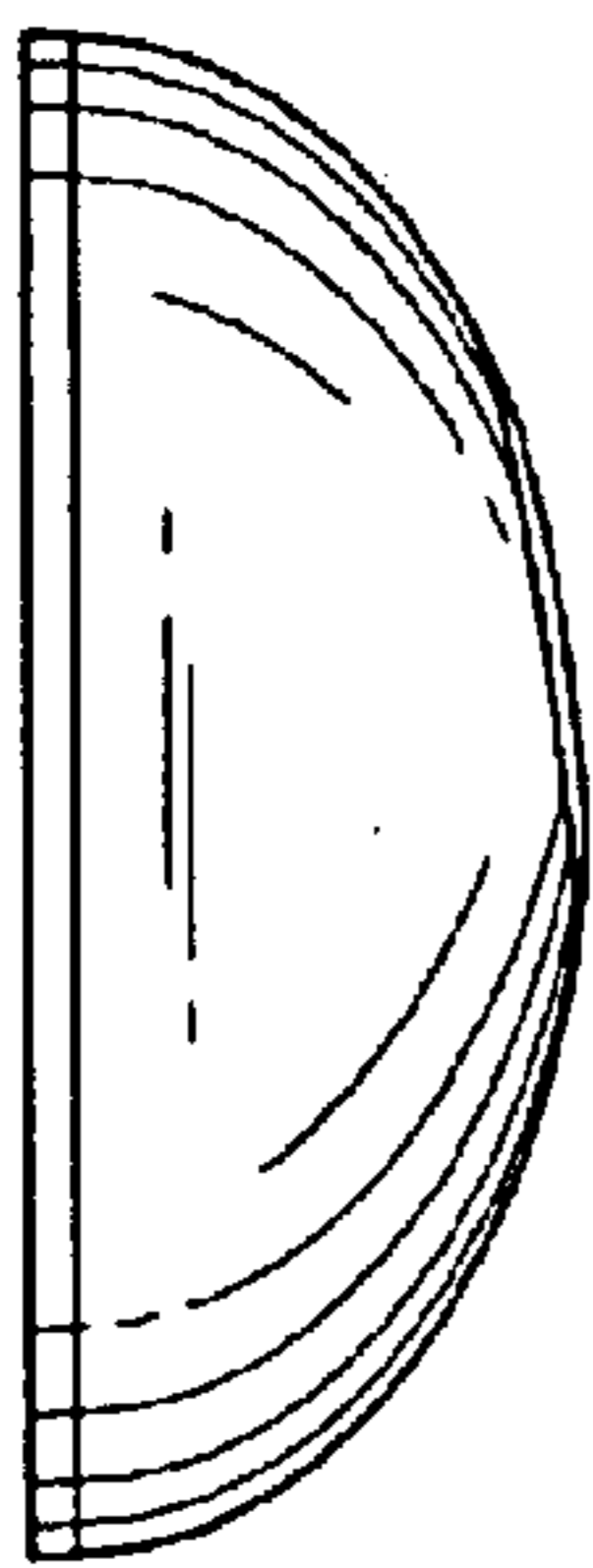


FIG. 2

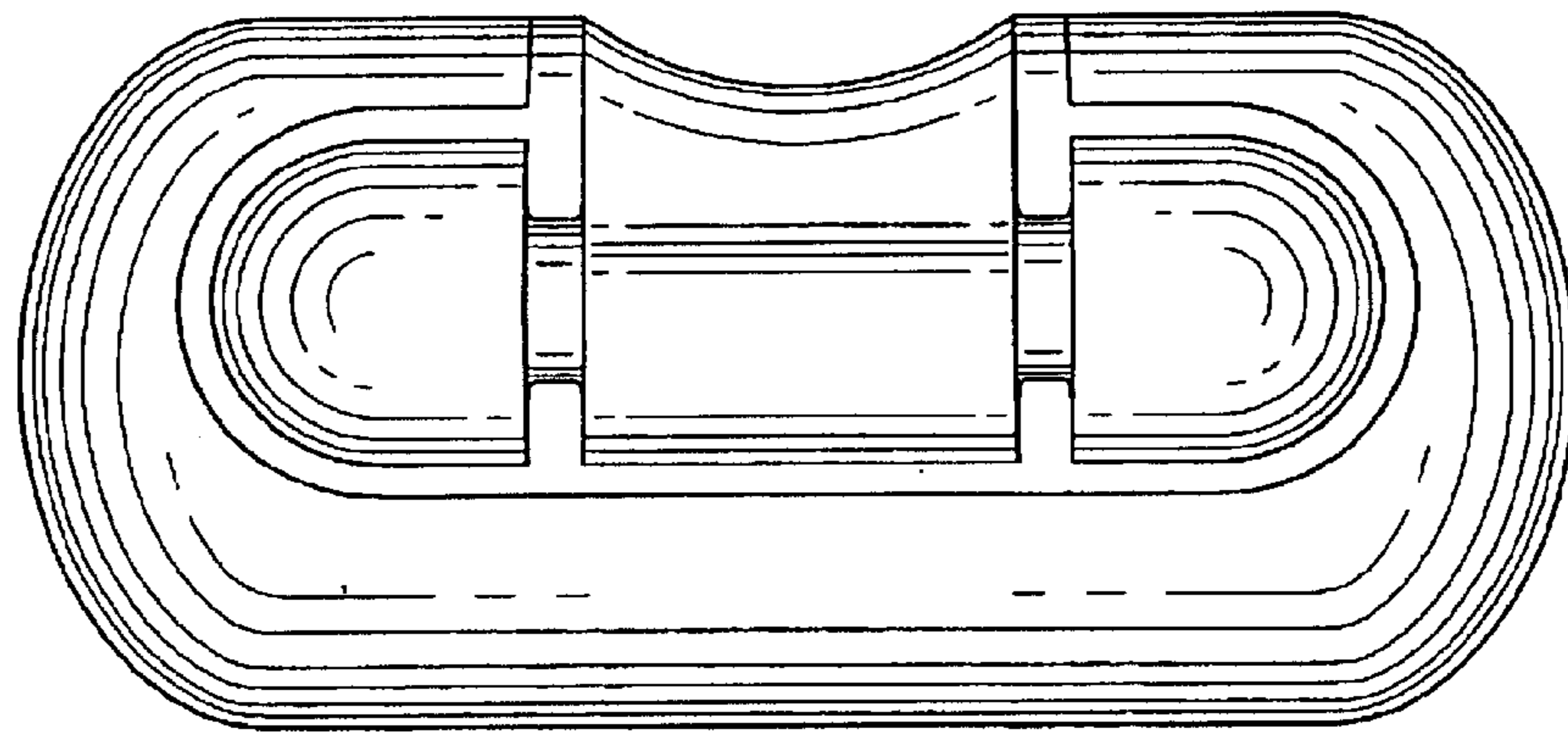



FIG. 5



*FIG. 6*

