

US00D496777S1

(12) **United States Design Patent** (10) **Patent No.:** **US D496,777 S**
Ringholz et al. (45) **Date of Patent:** **** Oct. 5, 2004**

(54) **FOOTWEAR OUTSOLE**
 (75) Inventors: **Ryan Ringholz**, Carpenteria, CA (US);
Fiona Jane Adams, Santa Barbara, CA (US)
 (73) Assignee: **Pony International, LLC**, Santa Barbara, CA (US)
 (**) Term: **14 Years**

D458,740 S	*	6/2002	McClaskie	D2/957
D461,947 S		8/2002	Merceron	D2/956
D462,828 S		9/2002	Merceron	D2/956
D465,079 S		11/2002	Merceron	D2/954
D467,711 S		12/2002	Chen	D2/956
D472,038 S	*	3/2003	Meynard	D2/956
D474,330 S	*	5/2003	McClaskie	D2/952
6,578,290 B1	*	6/2003	Meynard	36/103
D476,798 S	*	7/2003	Reynolds et al.	D2/951
D480,202 S	*	10/2003	Schroeder et al.	D2/947
D481,200 S	*	10/2003	Belley et al.	D2/947

(21) Appl. No.: **29/184,057**
 (22) Filed: **Oct. 23, 2003**
 (51) **LOC (7) Cl.** **02-04**
 (52) **U.S. Cl.** **D2/956; D2/954; D2/960**
 (58) **Field of Search** D2/902, 946-949,
 D2/951-960; 36/3 B, 22 R, 25 R, 30 R,
 32 A, 32 R, 59 R, 67 A, 67 B

* cited by examiner

Primary Examiner—Celia A. Murphy
 (74) *Attorney, Agent, or Firm*—Jeffer, Mangels, Butler & Marmaro LLP

(57) **CLAIM**

The ornamental design for a footwear outsole, as shown and described.

(56) **References Cited**

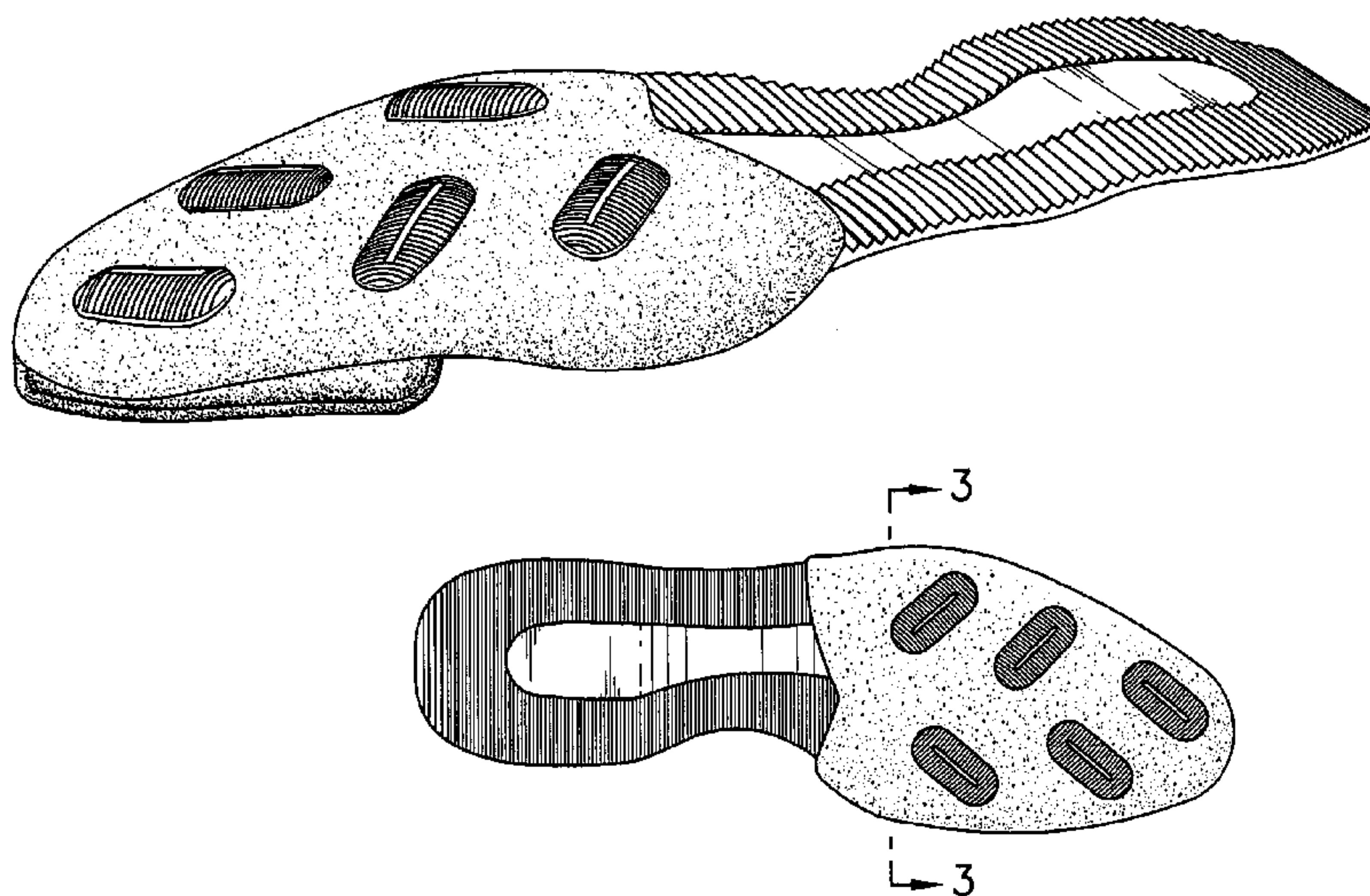
U.S. PATENT DOCUMENTS

D55,528 S		6/1920	Piper	
2,063,227 A	*	12/1936	Calvin	
D132,621 S		6/1942	Ivan	
D161,031 S		11/1950	MacLeod D7/5
3,727,330 A	*	4/1973	Hoche 36/32 R
4,569,142 A		2/1986	Askinasi 36/134
D298,684 S		11/1988	Pitchford D2/321
D333,909 S	*	3/1993	Hatfield D2/954
D335,762 S	*	5/1993	Peterson D2/956
D374,337 S		10/1996	Murai et al. D2/956
D394,343 S		5/1998	Marshall et al. D2/960
D406,689 S		3/1999	Murcia D2/953
D415,610 S		10/1999	Cahill D2/960
D421,830 S	*	3/2000	Rohrbach et al. D2/947
D426,947 S	*	6/2000	Pollastrelli D2/956
6,237,249 B1	*	5/2001	Aguerre 36/11.5
D443,974 S	*	6/2001	Schelling D2/947
D449,429 S		10/2001	McClaskie D2/960
D457,292 S	*	5/2002	Sessa D2/949
6,385,866 B1		5/2002	Sotter 36/67
6,389,712 B1	*	5/2002	Schelling 36/15

DESCRIPTION

FIG. 1 is a perspective view of a preferred embodiment of a footwear outsole showing our new design;
 FIG. 2 is a bottom plan view thereof;
 FIG. 3 is a cross-sectional view taken along line 3—3 in FIG. 2;
 FIG. 4 is a top plan view thereof;
 FIG. 5 is a left side elevational view thereof;
 FIG. 6 is a right side elevational view thereof;
 FIG. 7 is a front elevational view thereof; and,
 FIG. 8 is a rear elevational view thereof.
 The broken lines shown in the cross-sectional surface of FIG. 3 and along that surface's boundary with the inner sole are provided only to indicate that the cross-sectional surface and inner sole boundary form no part of the claimed design. The broken lines located around the periphery of the inner sole in FIGS. 3 and 4, as well as the area lying within those lines, form no part of the claimed design and are provided only to indicate that the surface of the inner sole forms no part of the claimed design.

1 Claim, 3 Drawing Sheets



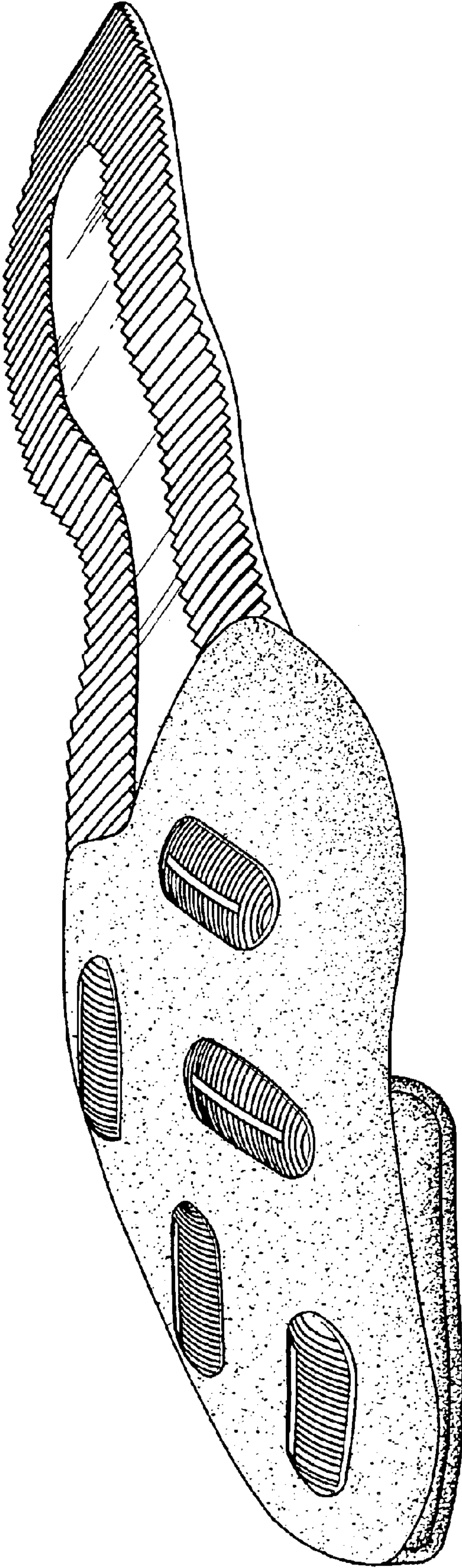

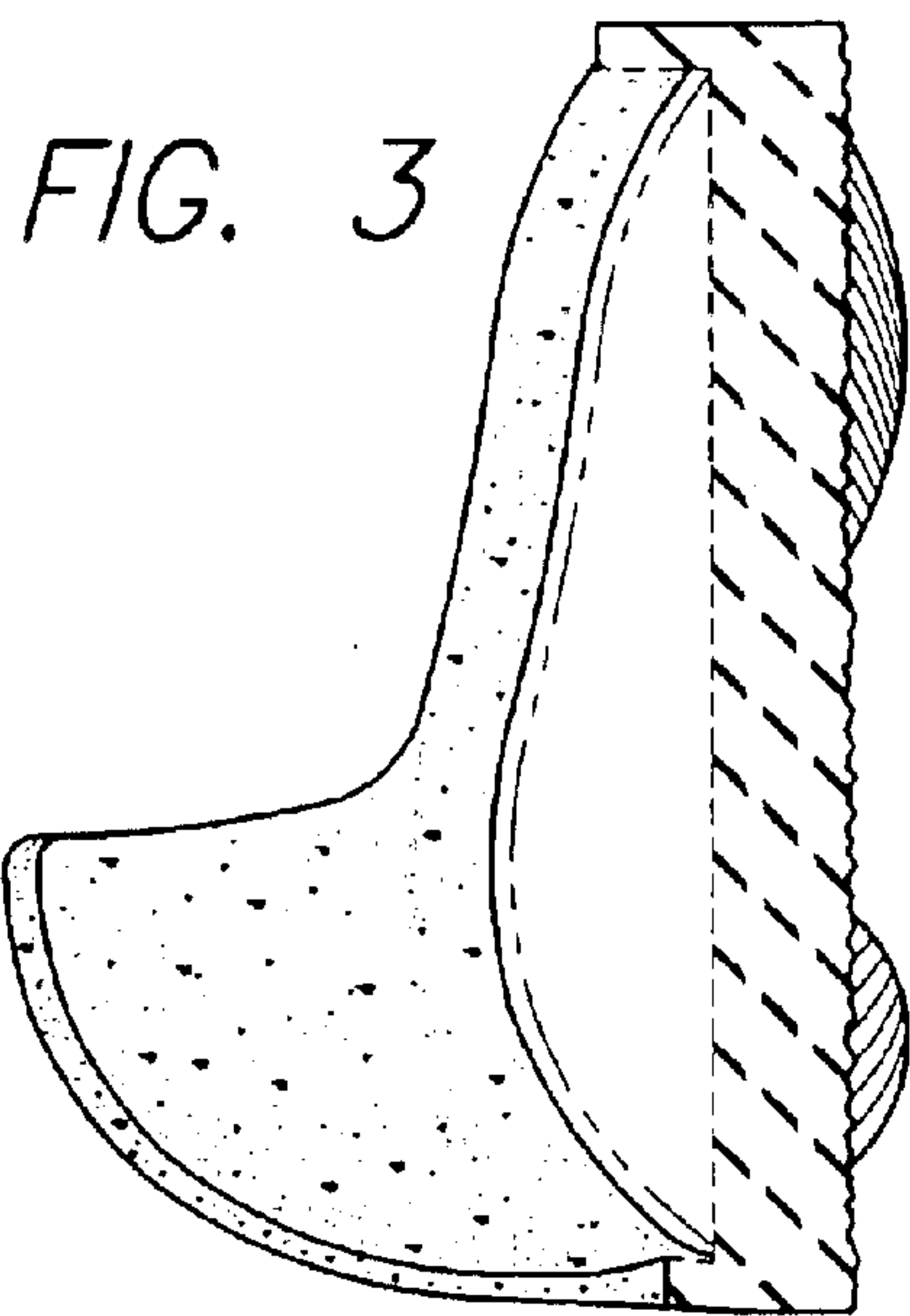
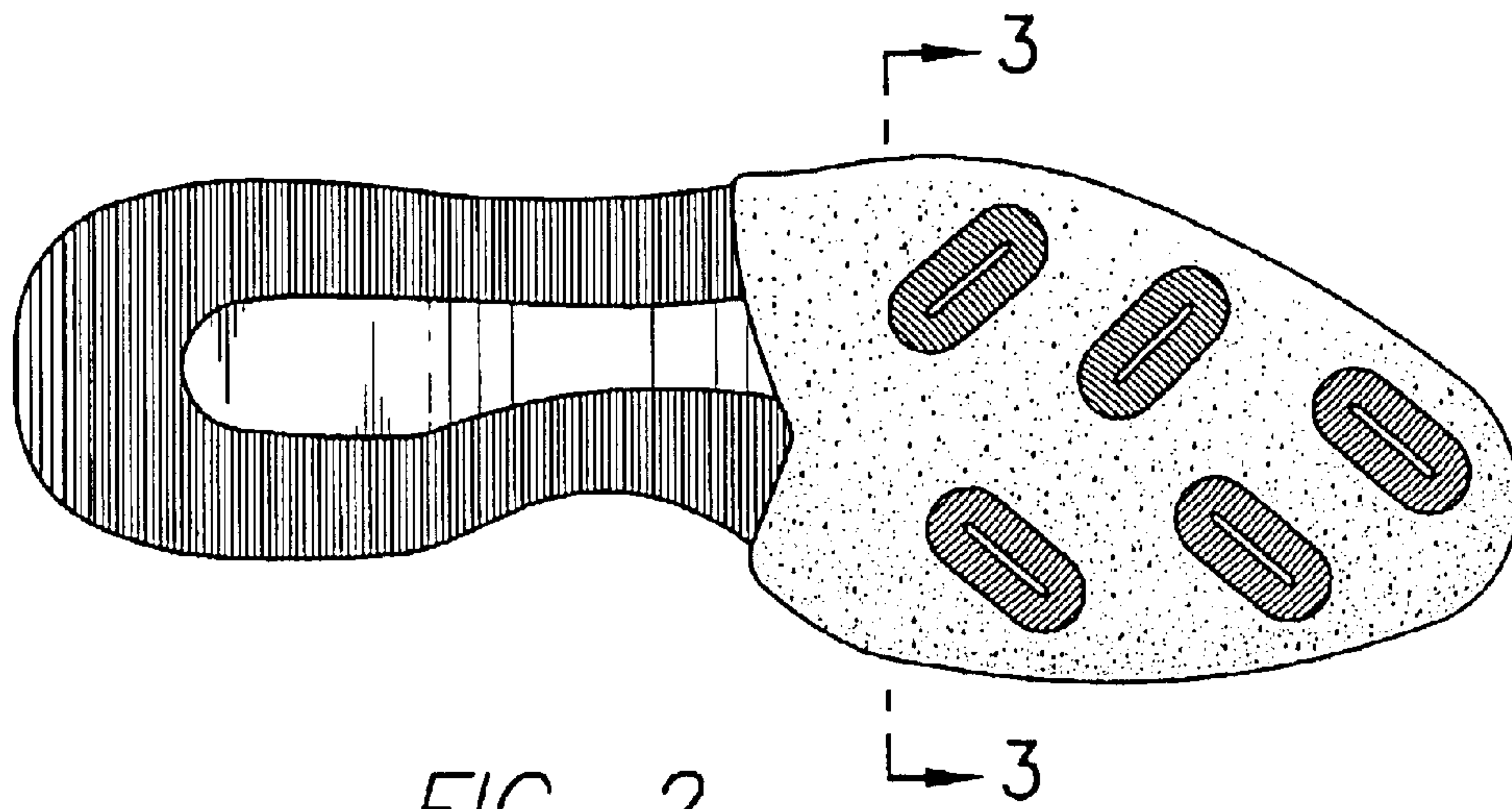


FIG. 1



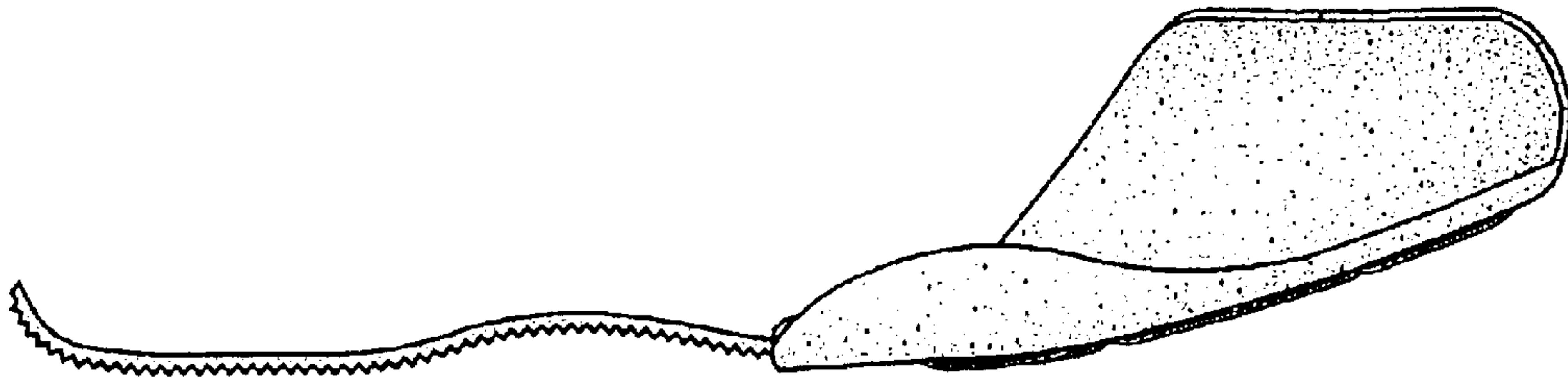


FIG. 5

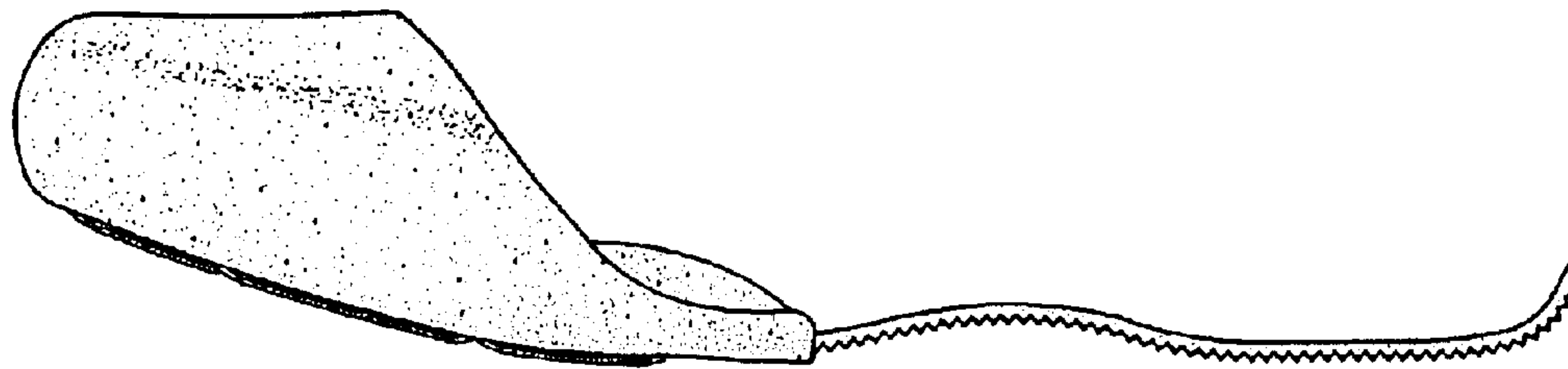


FIG. 6

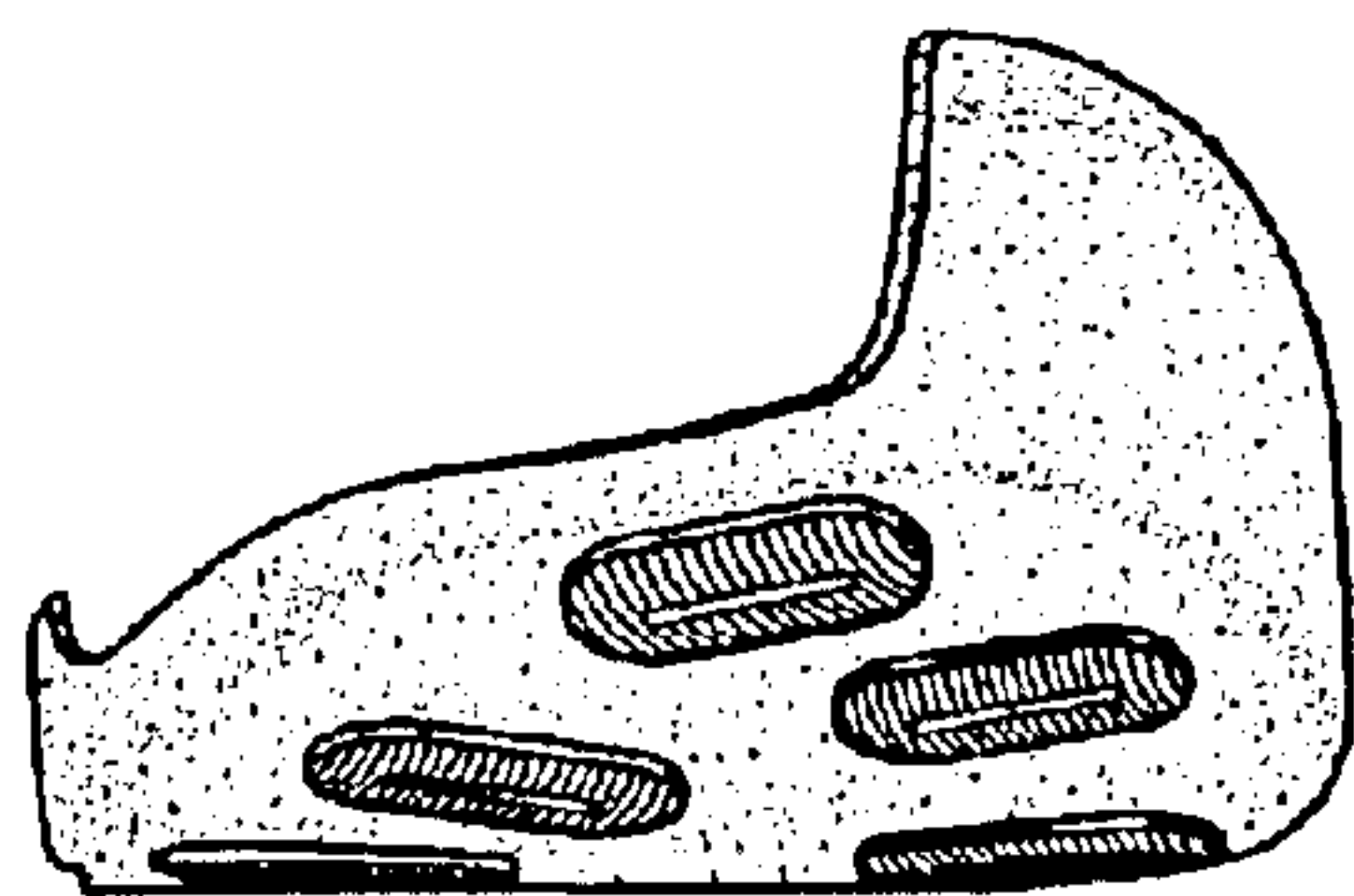


FIG. 7

FIG. 8

