

US00D496775S1

(12) **United States Design Patent**
Tanner

(10) **Patent No.:** **US D496,775 S**

(45) **Date of Patent:** **** Oct. 5, 2004**

(54) **KNIT CAP**

(75) **Inventor:** **Sean Robert Tanner, Laurel, MD (US)**

(73) **Assignee:** **Sean R. Tanner, Laurel, MD (US)**

(**) **Term:** **14 Years**

(21) **Appl. No.:** **29/154,909**

(22) **Filed:** **Mar. 18, 2002**

(51) **LOC (7) Cl. 02-03**

(52) **U.S. Cl. D2/889**

(58) **Field of Search** D2/865, 867, 870,
D2/884, 888, 889, 891; 2/68, 171, 181,
195.1, 195.2, 195.3, 195.5, 195.7, 195.8,
202, 204

(56) **References Cited**

U.S. PATENT DOCUMENTS

344,368 A * 6/1886 Freschl 2/181
991,777 A * 5/1911 Goodman 2/181

1,475,653 A * 11/1923 Rosenberg 2/195.8
1,675,864 A * 7/1928 Pekowsky 2/181
1,785,637 A * 12/1930 Lipper 2/195.8
2,038,398 A * 4/1936 Wengen 2/195.8
2,069,020 A * 1/1937 Schuessler 2/182.1
3,109,176 A * 11/1963 Schuessler 2/195.8

* cited by examiner

Primary Examiner—Mimosa De

(57) **CLAIM**

The ornamental design for the knit cap, as shown and described.

DESCRIPTION

FIG. 1 is a perspective view thereof showing my design.
FIG. 2 is a front view thereof, the outer cap is pulled down covering the inner cap; and
FIG. 3 is a top view thereof in another position, the outer cap is pulled up and shown reversed displaying the entire inner cap.

1 Claim, 1 Drawing Sheet

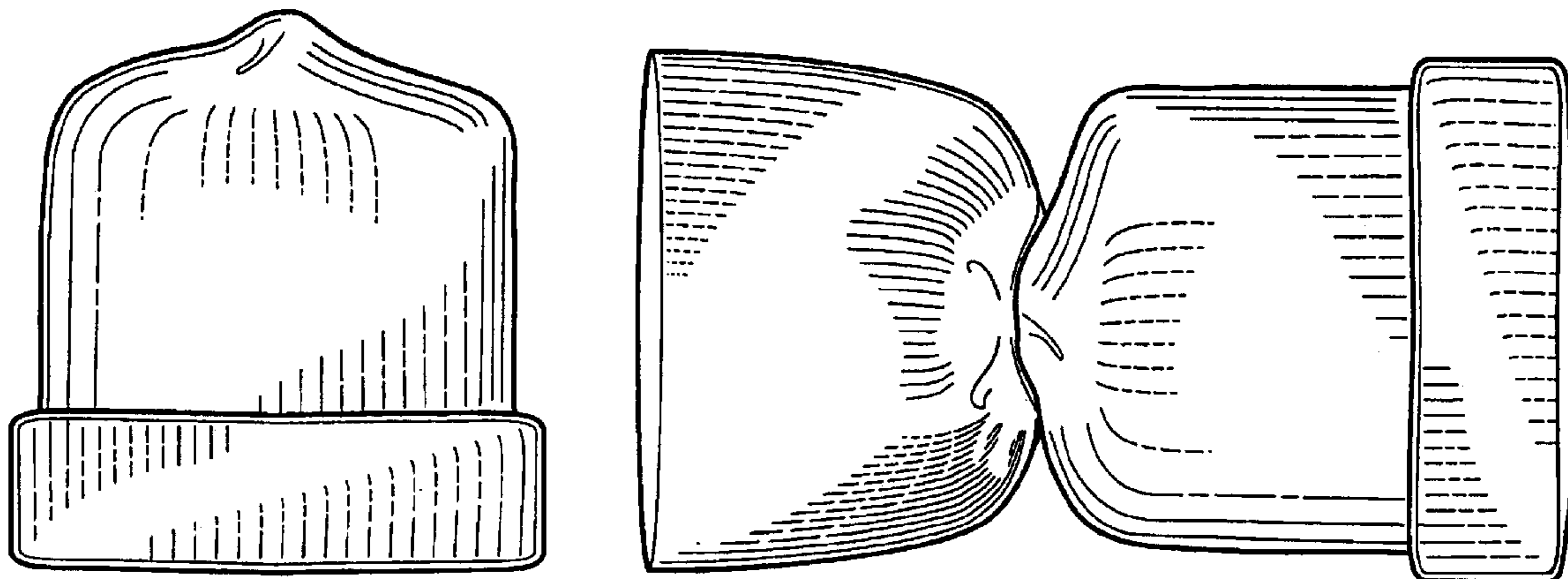


Fig. 1

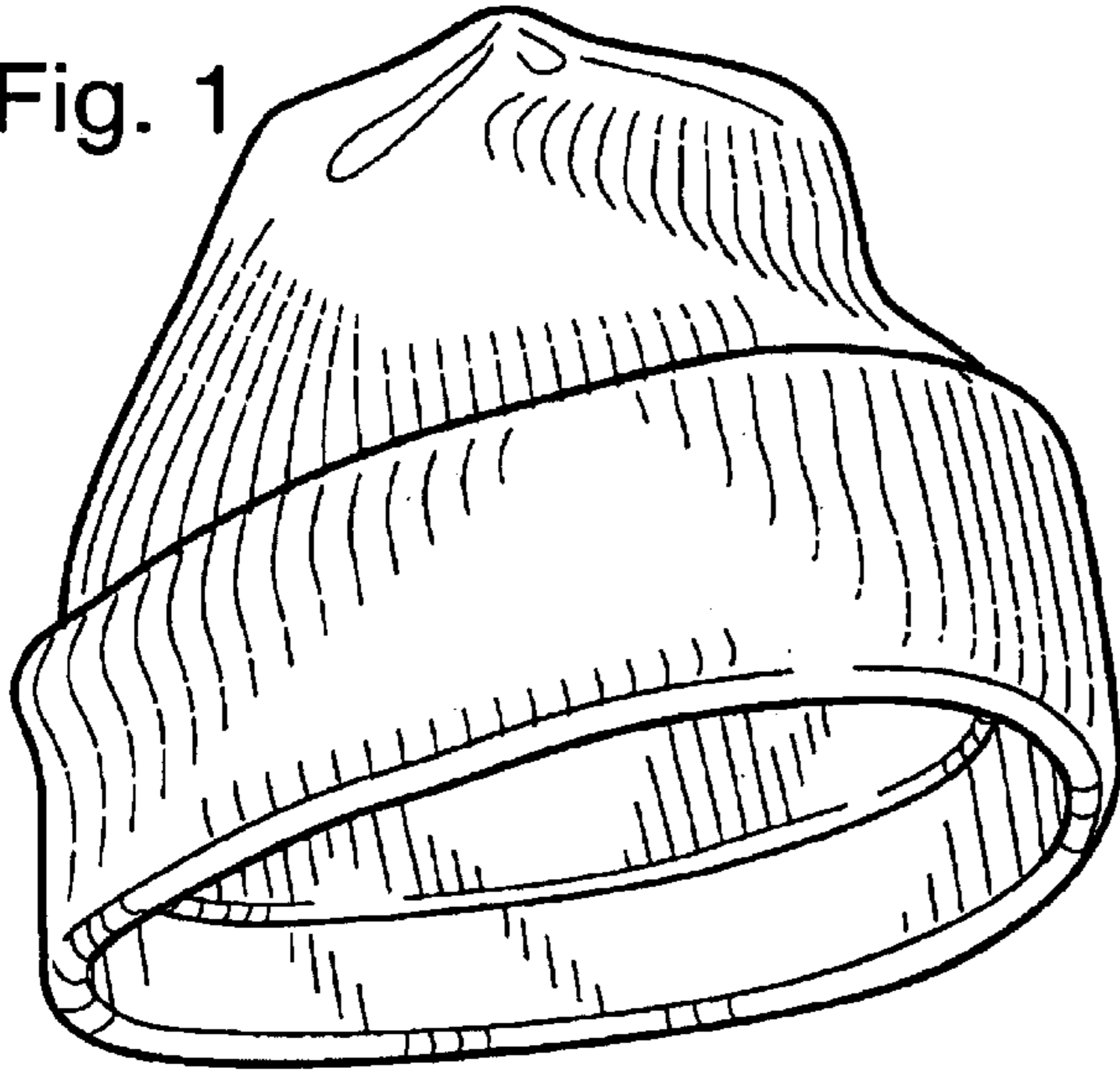


Fig. 2

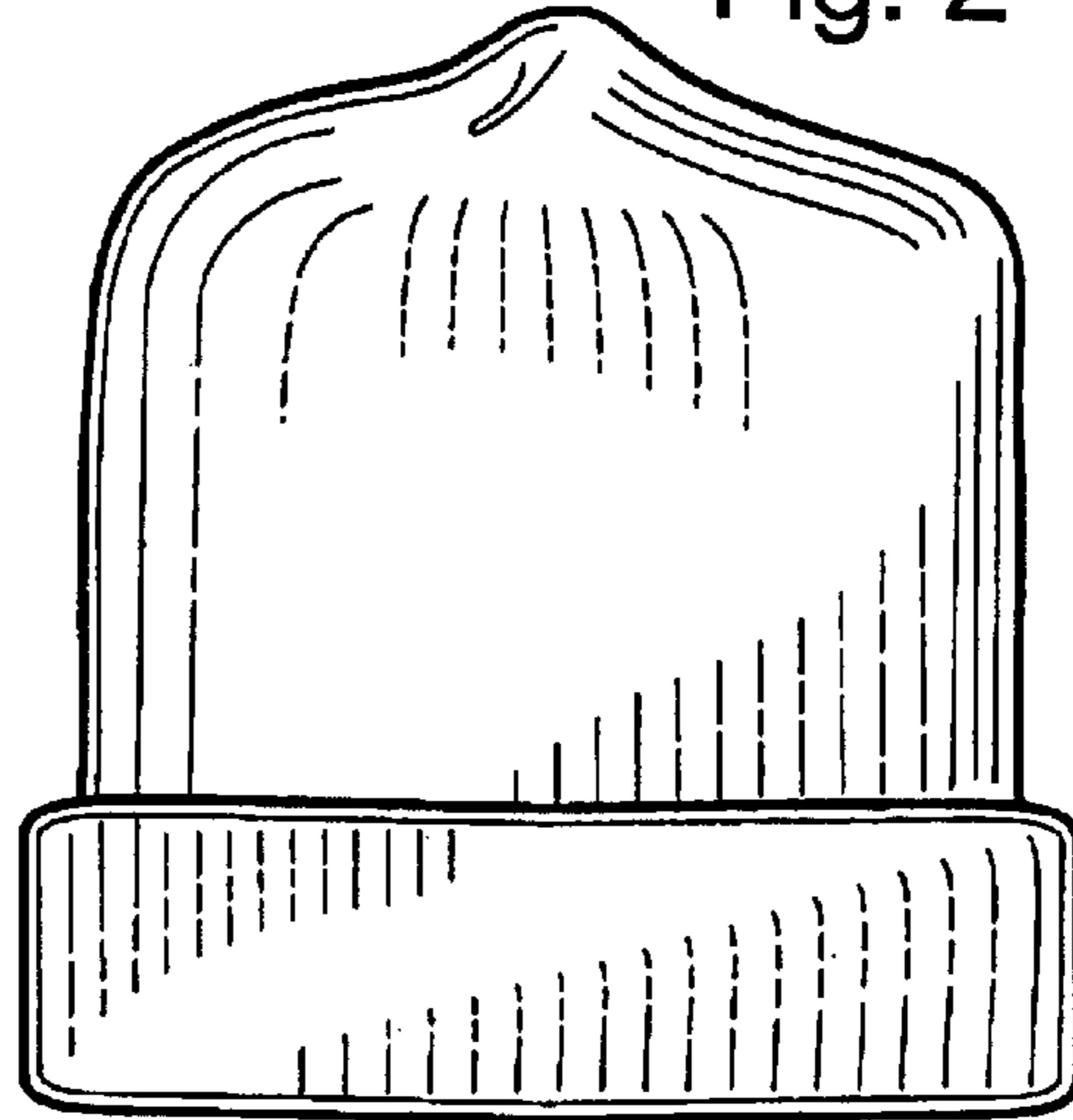


Fig. 3

