



US00D496731S1

(12) **United States Design Patent** (10) **Patent No.:** **US D496,731 S**  
**Park** (45) **Date of Patent:** **\*\* Sep. 28, 2004**

(54) **HARDENED SKIN CARE INSTRUMENT**

D460,554 S \* 7/2002 Park ..... D24/147  
 D461,246 S \* 8/2002 Park ..... D24/147

(76) Inventor: **Il Yong Park**, 14-204 Hyundai Yunrip,  
 156-15 Oryu-Dong, Kuro-Ku, Seoul  
 (KR)

\* cited by examiner

(\*\*) Term: **14 Years**

*Primary Examiner*—Ian Simmons  
 (74) *Attorney, Agent, or Firm*—Volpe and Koenig, P.C.

(21) Appl. No.: **29/185,124**

(57) **CLAIM**

(22) Filed: **Jun. 23, 2003**

The ornamental design for hardened skin care instrument, as shown and described.

(51) **LOC (7) Cl.** ..... **24-02**  
 (52) **U.S. Cl.** ..... **D24/147; D24/133; D28/59**  
 (58) **Field of Search** ..... D24/133, 147,  
 D24/146; D28/59; 606/131; 132/76.4, 73.5,  
 75.6, 76.5

**DESCRIPTION**

(56) **References Cited**

**U.S. PATENT DOCUMENTS**

D294,071 S \* 2/1988 Lallerstedt ..... D28/59  
 D364,226 S \* 11/1995 Hartmann ..... D24/147  
 D412,764 S \* 8/1999 Godbout ..... D28/59  
 D442,741 S \* 5/2001 Rieser ..... D28/59  
 D460,186 S \* 7/2002 Park ..... D24/147

FIG. 1 is a perspective view of a hardened skin care instrument showing my new design;  
 FIG. 2 is a front elevational view thereof;  
 FIG. 3 is a rear elevational view thereof;  
 FIG. 4 is a right side elevational view thereof;  
 FIG. 5 is a left side elevational view thereof;  
 FIG. 6 is a top plan view thereof;  
 FIG. 7 is a bottom plan view thereof; and,  
 FIG. 8 is a cross-sectional view thereof, taken along the line 8—8 of FIG. 6.

**1 Claim, 2 Drawing Sheets**

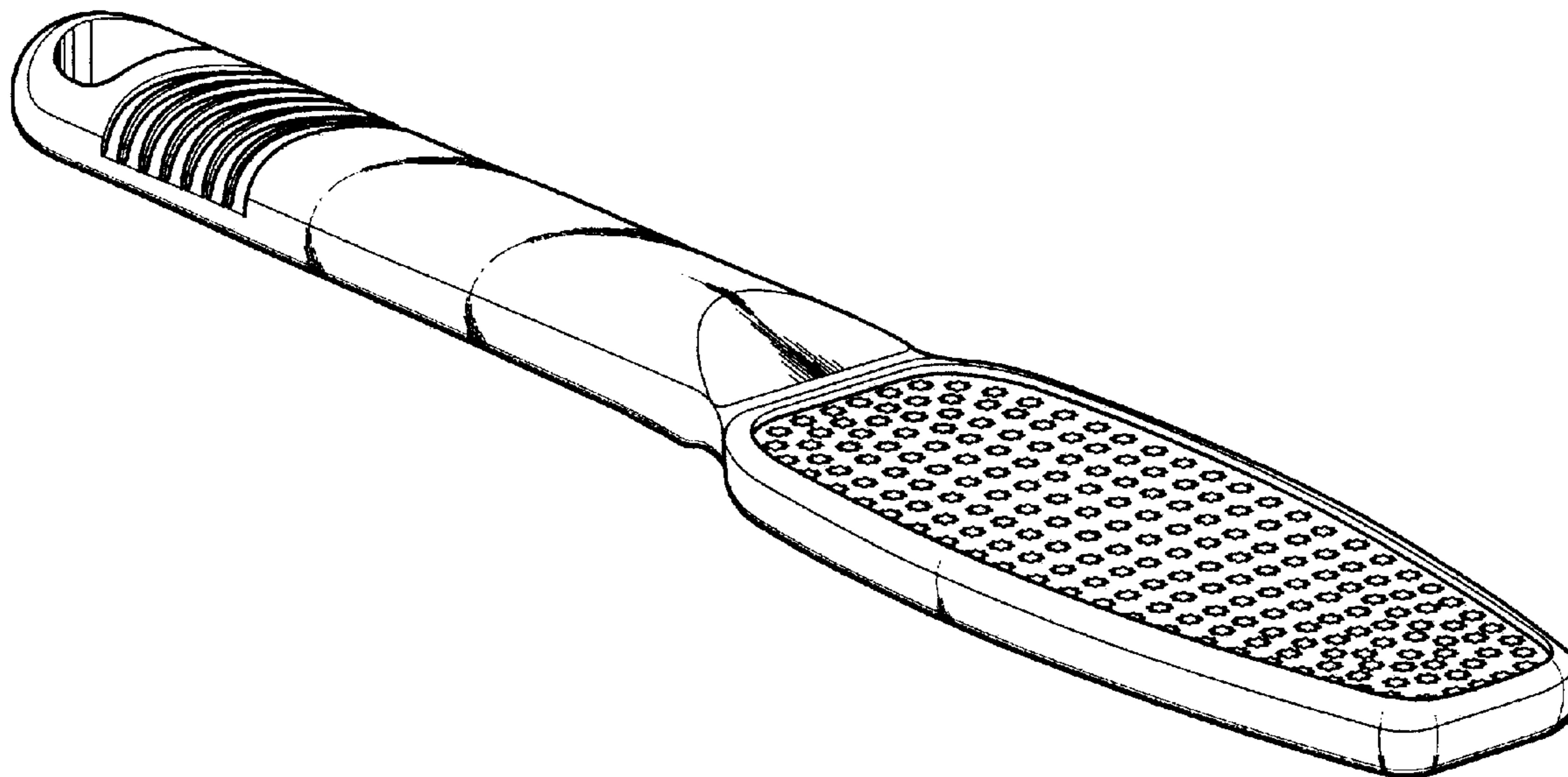


FIG. 1

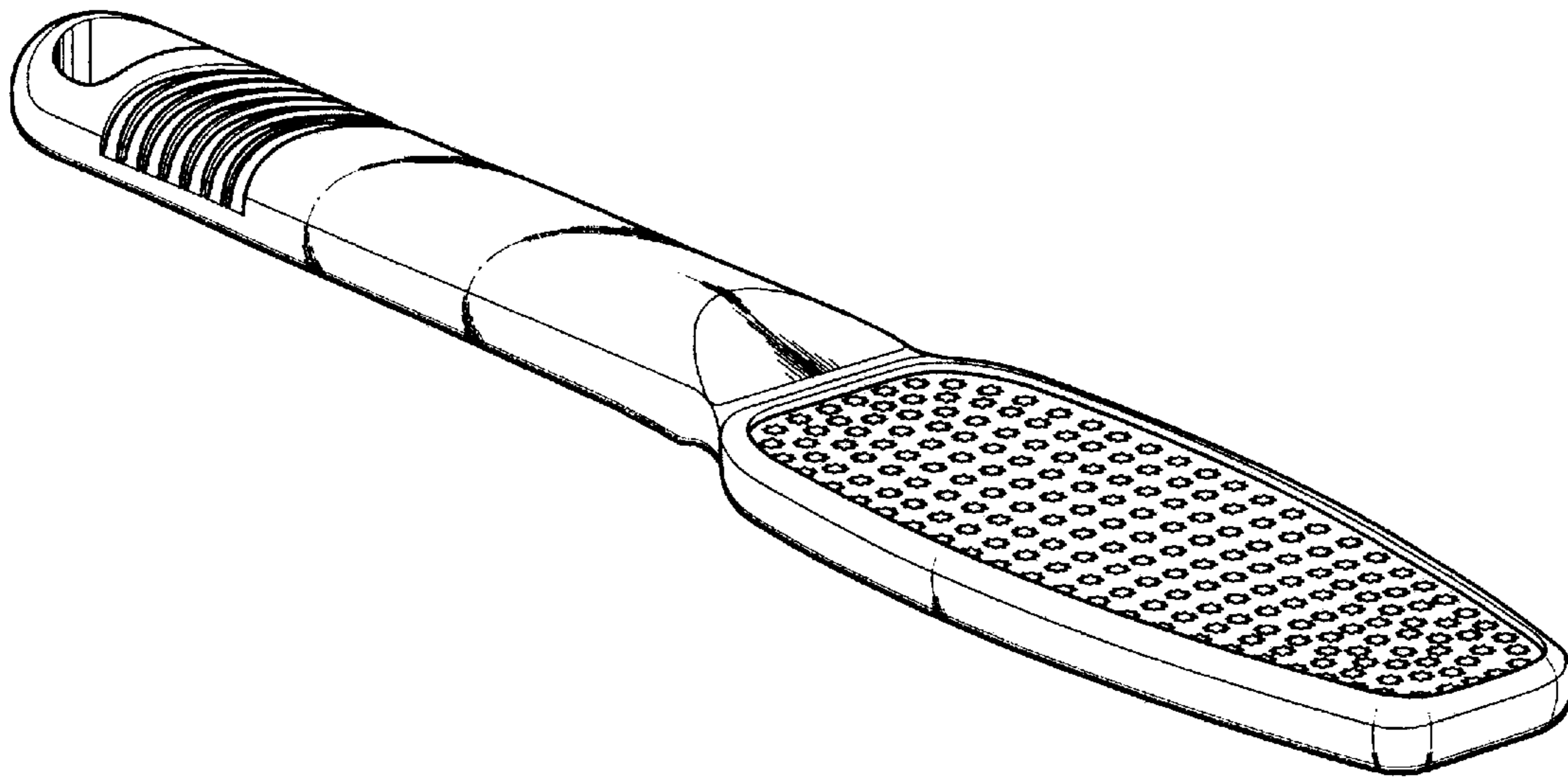


FIG. 2



FIG. 3



FIG. 4

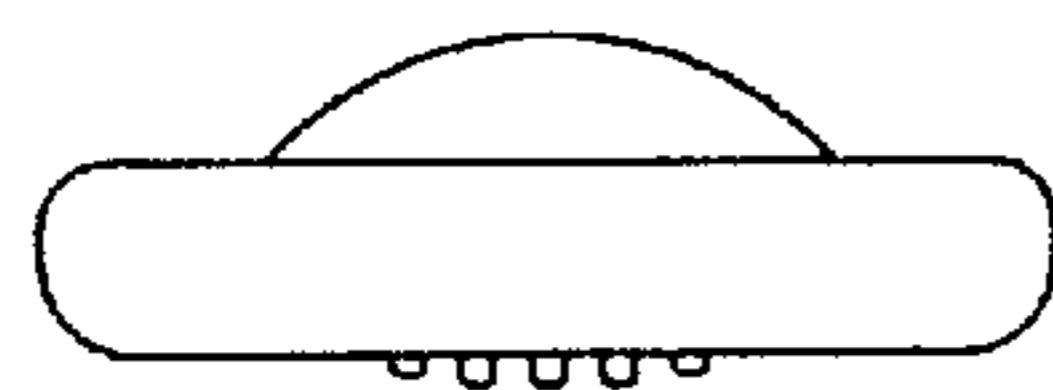


FIG. 5

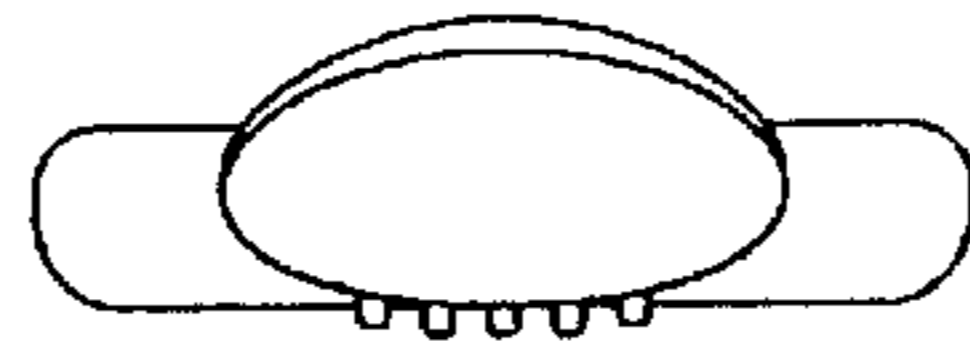


FIG. 6

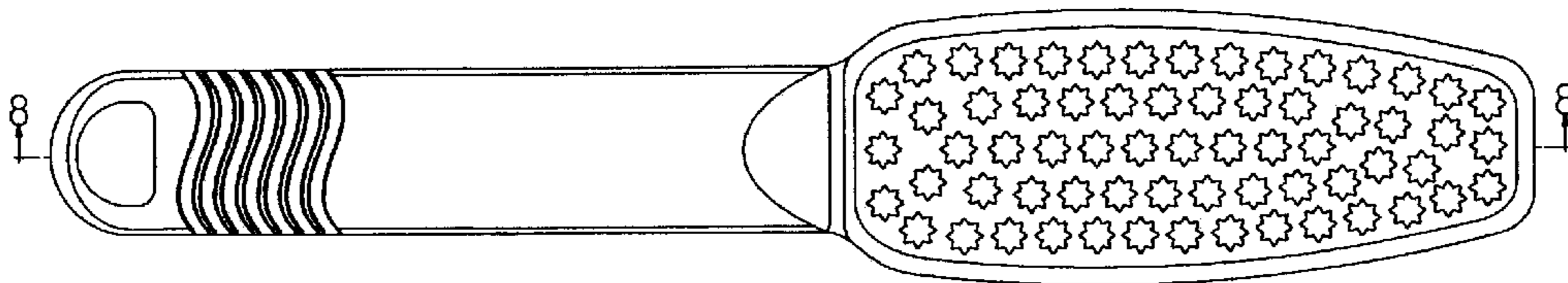


FIG. 7

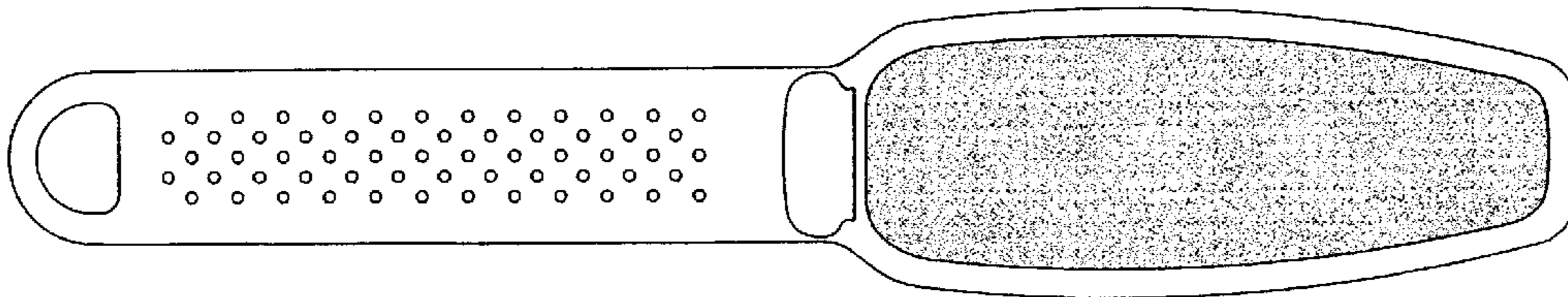


FIG. 8

