

US00D496709S1

(12) **United States Design Patent**
Suh et al.

(10) **Patent No.:** **US D496,709 S**
(45) **Date of Patent:** **** Sep. 28, 2004**

(54) **ELECTRIC WASHING MACHINE**

D477,898 S * 7/2003 Geyer D32/6

(75) Inventors: **Bo Won Suh**, Kwangmyung-shi (KR);
Young Il Kim, Inchon-shi (KR)

* cited by examiner

(73) Assignee: **LG Electronics Inc.**, Seoul (KR)

Primary Examiner—Robert A. Delehanty

(**) Term: **14 Years**

(74) *Attorney, Agent, or Firm*—Birch, Stewart, Kolasch & Birch, LLP

(21) Appl. No.: **29/196,435**

(57) **CLAIM**

(22) Filed: **Dec. 31, 2003**

We claim the ornamental design for electric washing machine, as shown and described.

(30) **Foreign Application Priority Data**

DESCRIPTION

Jul. 2, 2003 (KR) 30-2003-0018704

FIG. 1 is a perspective view of electric washing machine showing the new design;

(51) **LOC (7) Cl.** **15-05**

FIG. 2 is a front view thereof;

(52) **U.S. Cl.** **D23/6**

FIG. 3 is a rear view thereof;

(58) **Field of Search** D32/1, 5-10, 25,
D32/58; 38/1 A; 34/523, 58, 108, 130-132,
595-597, 603, 417, 499, 534, 600; 312/31;
68/3 R, 4, 5 R, 12.01, 12.08, 212

FIG. 4 is a left-side view thereof;

FIG. 5 is a right-side view thereof;

FIG. 6 is a top plan view thereof; and,

FIG. 7 is a bottom plan view thereof.

(56) **References Cited**

U.S. PATENT DOCUMENTS

D459,844 S * 7/2002 Baldwin et al. D32/6

1 Claim, 7 Drawing Sheets




FIG. 1




FIG. 2

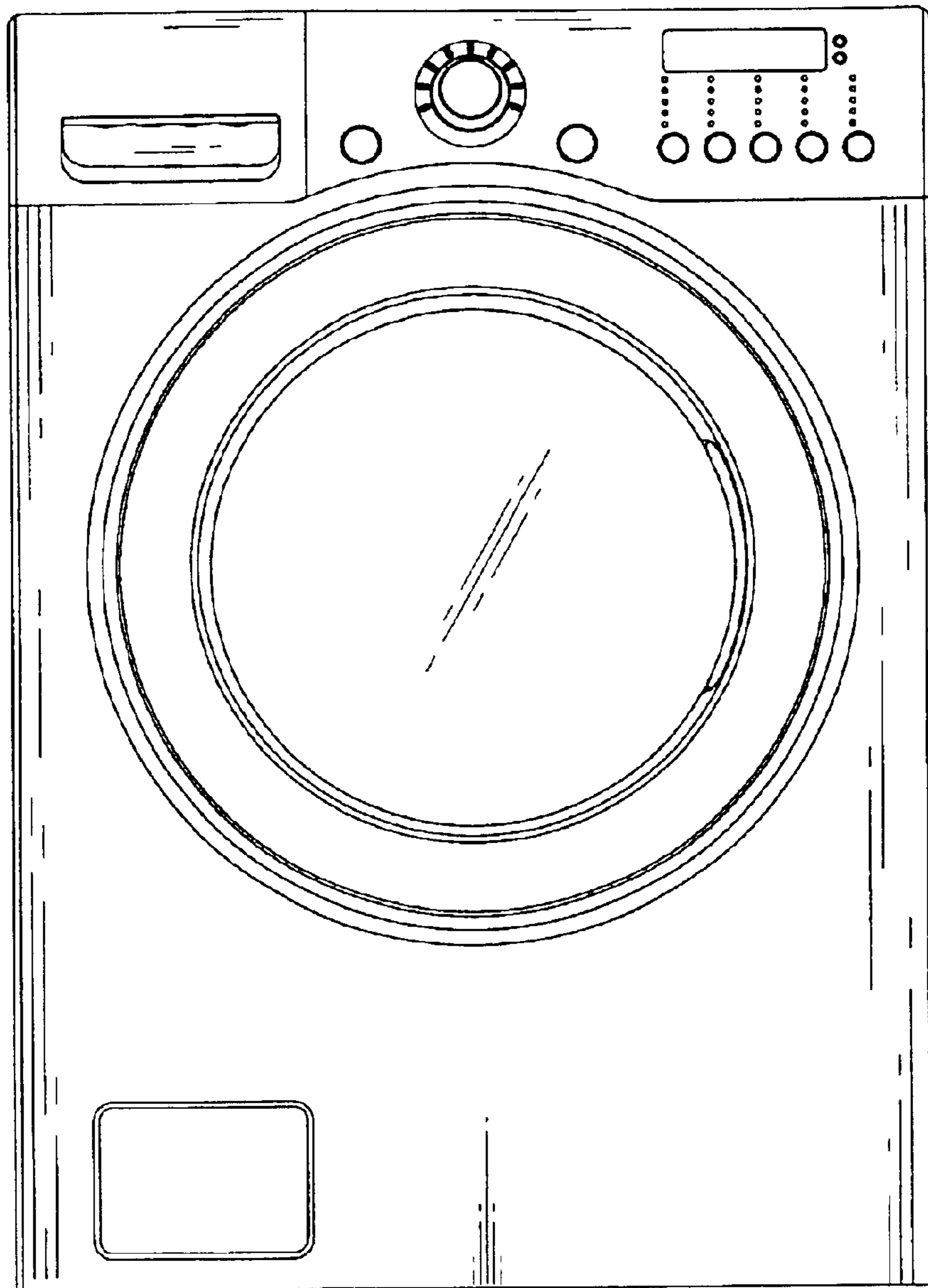


FIG. 3




FIG. 4

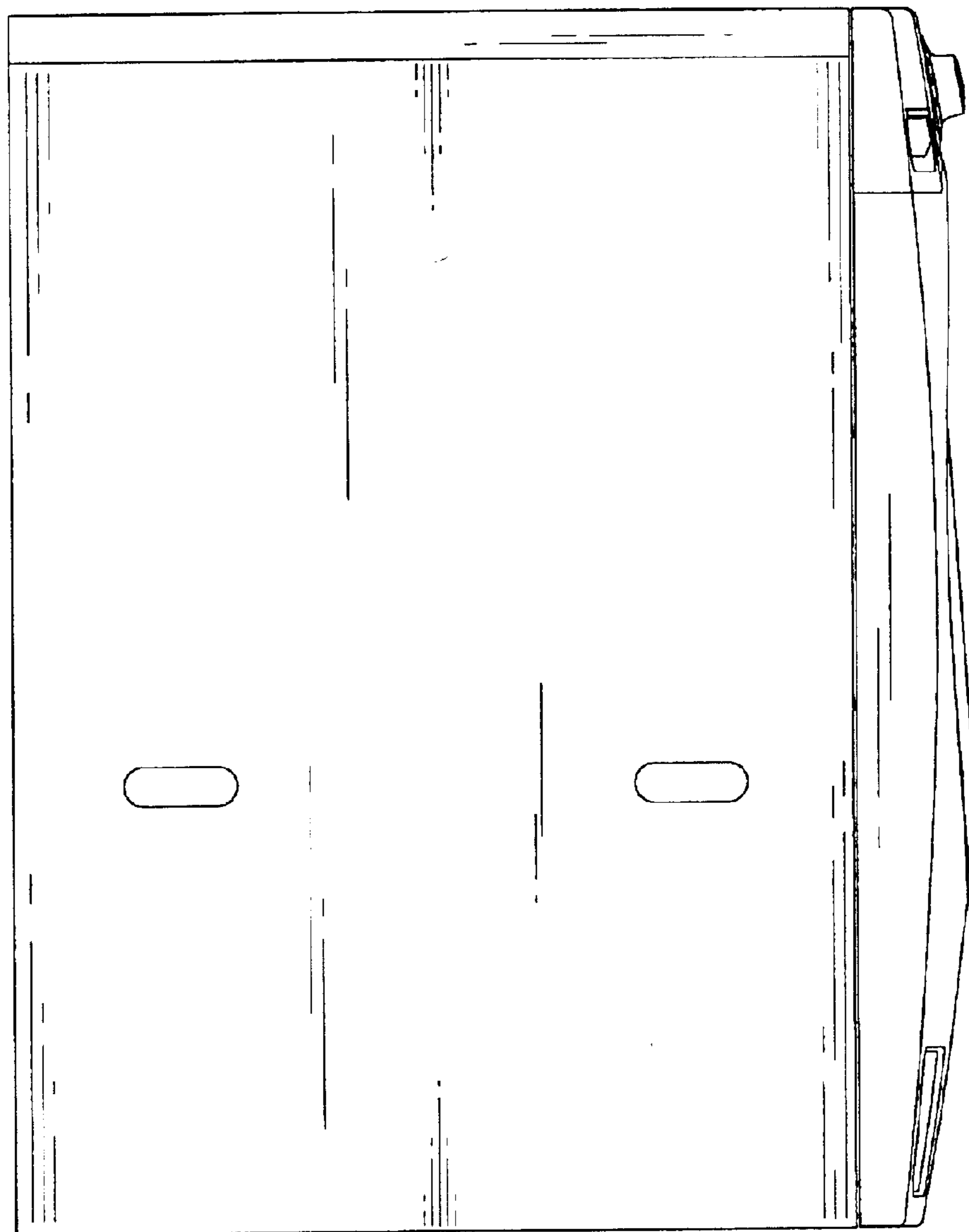


FIG. 5

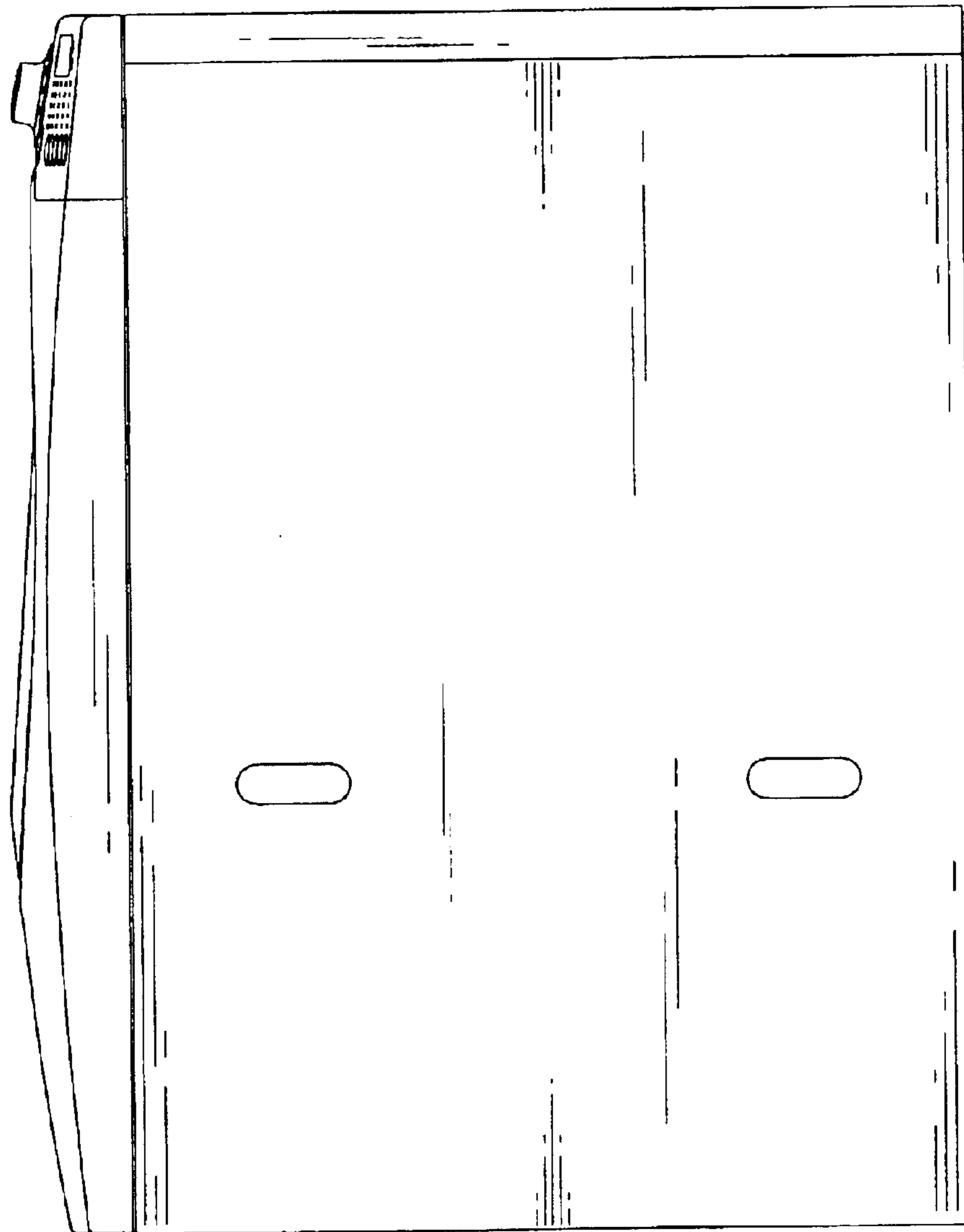


FIG. 6




FIG. 7

