

US00D496697S1

(12) **United States Design Patent** (10) **Patent No.:** **US D496,697 S**
Dalebroux (45) **Date of Patent:** **** Sep. 28, 2004**

(54) **DOLL**

D368,123 S 3/1996 Dantzer et al.
D390,286 S 2/1998 Birks

(75) Inventor: **Catherine Marie Dalebroux**,
Minneapolis, MN (US)

OTHER PUBLICATIONS

(73) Assignee: **Manhattan Group, LLC**, Minneapolis,
MN (US)

“Poupees” Doll Brochure, 1980, “Poupee” dolls.*
Gift and Decorative Accessories, Sep., 1984, p. 131,
“Wendy Workout” doll.*
Toys “R” Us Brochure, 1994, front cover, Kenner’s
“Babysitting Club” dolls.*
Zany Brainy Holiday Gift Guide for Kids, 1997, p. 12, “Play
Pals” dolls.*

(**) Term: **14 Years**

* cited by examiner

(21) Appl. No.: **29/169,486**

(22) Filed: **Oct. 21, 2002**

Related U.S. Application Data

Primary Examiner—Lucy Lieberman

(62) Division of application No. 29/154,280, filed on Jan. 17,
2002, now Pat. No. Des. 471,604, which is a division of
application No. 29/116,285, filed on Dec. 29, 1999, now Pat.
No. Des. 457,206.

(74) *Attorney, Agent, or Firm*—Dorsey & Whitney LLP

(57) **CLAIM**

The ornamental design for a doll, as shown and described.

(51) **LOC (7) Cl.** **21-01**

DESCRIPTION

(52) **U.S. Cl.** **D21/643; D21/645**

(58) **Field of Search** D21/643–649,
D21/630, 631, 621; 446/369–372, 268

FIG. 1 is a perspective view of a doll showing my new
design;

FIG. 2 illustrates a front view thereof;

FIG. 3 illustrates a back view thereof;

FIG. 4 is a side view as seen from the right side of FIG. 2;

FIG. 5 is a side view as seen from the left side of FIG. 2;

FIG. 6 is a bottom view thereof; and,

FIG. 7 is a top view thereof.


The legs and feet are shown in different positions in the
various views.

(56) **References Cited**

U.S. PATENT DOCUMENTS

D69,707 S	3/1926	Kallus
D252,521 S	7/1979	McPartland
4,288,222 A	9/1981	Kling
D269,987 S	8/1983	Namkung
D272,843 S	2/1984	Appel et al.
D314,800 S	2/1991	Ziolkowski
D318,504 S	7/1991	Ratcliff

1 Claim, 5 Drawing Sheets






Figure 1




Figure 2



Figure 3

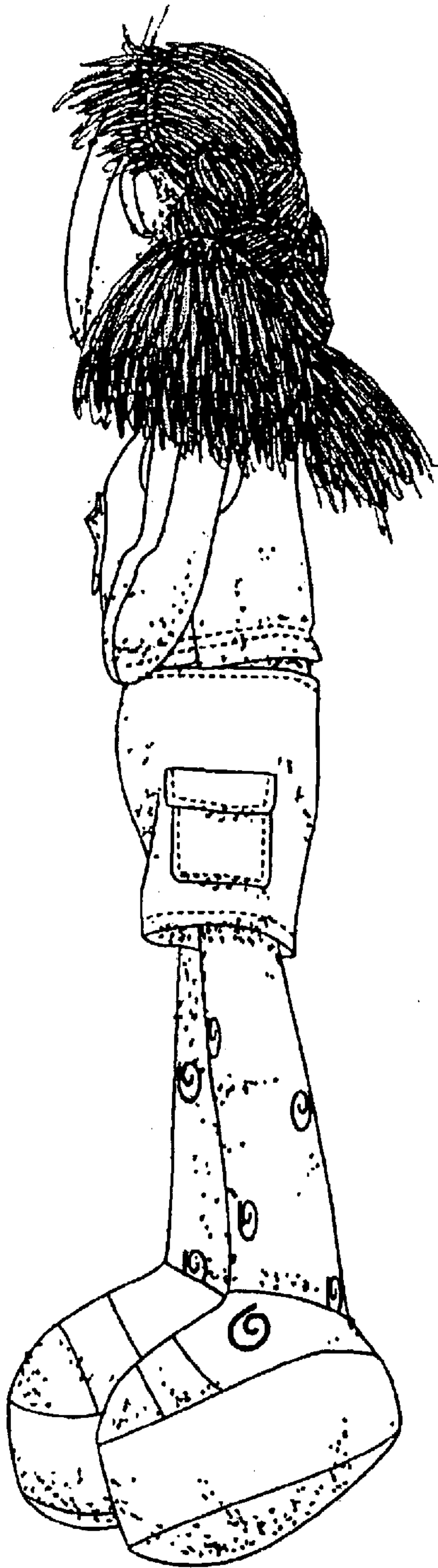


Figure 4




Figure 5




Figure 6




Figure 7